



To: Executive Councillor for Planning Policy and Transport: Councillor Kevin Blencowe
Report by: Director of Environment
Relevant scrutiny committee: Development 2 June 2016
Plan Scrutiny Sub Committee
Wards affected: All wards

CAMBRIDGE AND SOUTH CAMBRIDGESHIRE PLAYING PITCH STRATEGY 2015 - 2031

Not a Key Decision

1. Executive summary

- 1.1 The Cambridge Local Plan 2014: Proposed Submission was submitted to the Secretary of State for examination on 28 March 2014. The examination of the emerging Local Plan is continuing, with hearing sessions taking place during Summer 2016 on a range of matters.
- 1.2 Policies 68 and 73 and Appendix I within the emerging Local Plan address open space and recreation facilities to be provided through new development.
- 1.3 Sport England made representations to the consultation on the Cambridge Local Plan 2014: Proposed Submission in September 2013, which supported the principle of Policy 73, but considered it necessary for the Council to complete an up to date city wide assessment of need, as required by Paragraph 73 of the National Planning Policy Framework.
- 1.4 The Council recognised that further sports strategy documents were needed to address concerns raised by Sport England.

- 1.5 The Council has worked with South Cambridgeshire District Council and Sport England to develop two sports strategies: a Playing Pitch Strategy 2015-2031 for grass and all weather pitches covering both areas; and an Indoor Sports Facility Strategy 2015-2031 to guide future provision of indoor sports halls, swimming pools and outdoor cycling facilities to serve existing and new communities in Cambridge and South Cambridgeshire. In line with the National Planning Policy Framework, the strategies assess existing facilities, the future need for sport and active recreation facilities, and opportunities for new provision.
- 1.6 The Playing Pitch Strategy 2015 – 2031 addresses the needs of football, rugby, hockey and cricket and the provision of and need for both grass and artificial pitches. The Playing Pitch Strategy 2015 – 2031 is provided as Appendix B to this report.

2. Recommendations

- 2.1 This report is being submitted to the Development Plan Scrutiny Sub- Committee for prior consideration and comment before decision by the Executive Councillor for Planning Policy and Transport.
- 2.2 The Executive Councillor is recommended:
- a. to endorse the Cambridge and South Cambridgeshire Playing Pitch Strategy 2015 – 2031 (Appendix B) as a material consideration in decision-making and as part of the technical evidence base for the Local Plan with immediate effect;
 - b. to agree that any subsequent minor amendments and editing changes are made in consultation with the Executive Councillor for Planning Policy and Transport, the Chair and Spokesperson of Development Plan Scrutiny Sub-Committee.

3. Background

- 3.1 The Councils submitted the Cambridge and South Cambridgeshire Local Plans for examination on 28 March

2014. The separate plans were prepared in parallel with joint working throughout the process in recognition of the close functional relationship between the two areas and reflecting the duty to cooperate.

- 3.2 Joint examination hearings on strategic issues were held between November 2014 and April 2015 on topics such as: housing and employment needs, development strategy, Green Belt, transport, infrastructure and housing supply.
- 3.3 Further joint hearing sessions are due to take place in June 2016. These joint hearing sessions are to be followed by a number of Cambridge only hearing sessions on the historic and natural environment, retail, the City Centre and Areas of Major Change, climate change, employment land, services and local facilities and allocations for development outside the Areas of Major Change. These Cambridge only hearing sessions will be taking place in June, July and September 2016.
- 3.4 The hearing sessions which address open space and the provision of sports facilities are timetabled to take place in June and September 2016.
- 3.5 Within the emerging Local Plan, Policy 68: Open space and recreation provision through new development requires open space and recreation facilities to be provided through new development and seeks to address the impact of development by taking into account local circumstances. The requirements for open space provision are set out in Appendix I: Open Space and Recreation Standards of the emerging Local Plan, which supports both Policies 68 and 73.
- 3.6 Policy 73: Community, sports and leisure facilities in the emerging Local Plan explains the criteria that must be met in justifying the loss of existing facilities and in providing for new or enhanced community, sports or leisure facilities.
- 3.7 In response to representations received by Sport England during the public consultation on the Cambridge Local Plan 2014 – Proposed Submission document, the Council considered it necessary to complete sports strategy

documents to support the relevant policies in the emerging Local Plan.

- 3.8 Cambridge City Council and South Cambridgeshire District Council, in partnership with Sport England, have developed two sports strategies: a Playing Pitch Strategy 2015-2031 for grass and all weather pitches covering both areas; and an Indoor Sports Facility Strategy 2015-2031 to guide future provision and management of indoor sports halls, swimming pools and outdoor cycling facilities to serve existing and new communities in Cambridge and South Cambridgeshire. In line with the National Planning Policy Framework, the strategies set out to assess existing facilities, the future need for sport and active recreation facilities, and opportunities for new provision.

Playing Pitch Strategy 2015 - 2031

- 3.9 The Playing Pitch Strategy 2015 - 2031 (Appendix B) guides future provision of outdoor grass and artificial pitches (for football, hockey, rugby and cricket) to serve existing and new communities in Cambridge and South Cambridgeshire. In line with the National Planning Policy Framework, the Playing Pitch Strategy has been carried out to establish whether there is sufficient playing pitch provision in Cambridge and South Cambridgeshire currently and to meet the future requirements to 2031.
- 3.10 The Playing Pitch Strategy has been developed in accordance with Sport England's methodology which has involved significant consultation with pitch/facility providers and users as well as the relevant National Governing Bodies. The Playing Pitch Strategy provides an action list of where new provision should be provided on-site and how off-site contributions should be used to support new and improved provision.
- 3.11 The Playing Pitch Strategy considers current levels of active participation from clubs based within Cambridge and South Cambridgeshire, their playing pitch requirements and the facilities available for use. Peak time of play and current and future carrying capacity has also been considered. Consideration is also given to the potential for clubs to

increase teams in the future, quality of facilities and the secured future of playing pitches. The Playing Pitch Strategy includes sites assessments for all pitch sites listing the sport played, the type of pitch and quality as well as the teams which use the pitch(es).

3.12 It should be noted that the long term future of many sites is outside the control of the local authorities, particularly football, cricket, hockey and rugby pitches on university, college and school sites, which form part of the existing useable provision, particularly in Cambridge. These sites have a significant influence on the level of provision available, and need to be protected. The Council will need to engage with landowners to ensure the continuing availability of these sites for sport.

3.13 The Playing Pitch Strategy provides action plans for each sport are also provided explaining what actions should take place and where to ensure sufficient provision is available to 2031. These recommend if the pitch should be protected, how it can be enhanced (e.g. drainage) and what further provision could be provided on site, e.g. outdoor storage or pitch improvements. Appendix A of this report sets out the key issues and priorities for each sport.

3.14 The Playing Pitch Strategy will be used to help to plan effectively for: future sports facility provision; current and future need; population growth and increased participation to 2031. It forms part of the evidence base for the plan making process and is a material consideration for decision-making on relevant planning applications.

3.15 Understanding the needs of different pitch sports enables appropriate provision to be made to meet the needs of the community. It is inevitable that needs change over time, just as the playing and participative requirements of individual sports change. The findings of the Playing Pitch Strategy reflect national trends with regard to the type of facilities required and the changing participation rates. These trends include:

- an overall increase in the use of all-weather sport surfaces for training and competitions;

- an overall decline in adult football participation;
- increased levels of pitch provision in the form of all weather surfaces, as they have greater capacity for use;
- the increased focus on the quality of provision and pitches being of a specific size and surface to reflect changes in the different sports;
- declining local authority revenue budgets, particularly for non-statutory services, impacting on maintenance.

4. Implications

(a) Financial Implications

There are no direct financial implications arising from this report. The preparation of the Local Plan and the Playing Pitch Strategy 2015-2031 has already been included within existing Development Plan Fund budget plans.

(b) Staffing Implications (if not covered in Consultations Section)

There are no direct staffing implications arising from this report. The Playing Pitch Strategy 2015-2031 has already been included in existing work plans.

(c) Equality and Poverty Implications

This strategy has a positive impact on access to sports facilities, which can improve health and wellbeing across Cambridge's communities.

(d) Environmental Implications

There are no environmental impacts in relation to the Playing Pitch Strategy 2015-2031.

(e) Procurement

There are no direct procurement implications arising from this report.

(f) Consultation and communication

The Playing Pitch Strategy 2015-2031 was not subject to direct public consultation. Consultation has taken place with Sport England and the relevant National Governing Bodies for sport.

(g) **Community Safety**

There are no direct community safety implications arising from this report.

5. Background papers

These background papers were used in the preparation of this report:

- National Planning Practice Framework
<http://planningguidance.communities.gov.uk/blog/policy/>

6. Appendices

- Appendix A: Summary of Facility Needs in Cambridge;
- Appendix B: Cambridge and South Cambridgeshire Playing Pitch Strategy 2015 – 2031.

7. Inspection of papers

To inspect the background papers or if you have a query on the report please contact:

Author's Name: Sara Saunders
Author's Phone Number: 01223 457186
Author's Email: sara.saunders@cambridge.gov.uk

Appendix A: Summary of Facility Needs in Cambridge

This appendix covers Cambridge's facility needs by sport and includes coverage of both grass and artificial pitches.

Football

Key Issues

Future playing pitch demand to 2031 for all types of football pitch provision as a result of; latent demand, increase in population, use of University College football pitches by community football clubs and building a strategic reserve. Improvements need to be made to improve the ongoing maintenance of existing pitches and provision of changing rooms. Provision of 3G rubber crumb pitches strategically placed to support football clubs across the Local Planning Authorities. There is also a need to ensure sustainability of junior clubs by providing long term security of training and playing facilities, allowing junior clubs to grow and develop and investigating and investing in multi pitch hub sites, where possible.

Key Priorities

1. Protection of all community use and informal community use football pitches across Cambridge.
2. Ensure sustainability of junior clubs and investigating and investing in multi pitch hub sites with 3G rubber crumb pitches e.g. Abbey Leisure Centre.
3. To maximise the use of existing resources and to address future deficiencies in senior and junior football. This can be achieved through community use agreements at school sites and re marking of football pitches to accommodate different size football pitches.
4. It is essential to work towards the supply identified for 3G rubber crumb pitches. This would also assist in providing 9 v 9, 7 v 7 and 5 v 5 on central venue sites for the future as per FA Policy 2015.
5. Improve pitch quality and ancillary provision by:

- Seeking to provide changing accommodation at all adult football sites to include facilities for women and girls and as a minimum toilet provision at junior and mini football sites to include toilets for women and girls;
 - Address the drainage issues for all local authority sites;
 - Address the quality issues of on-going maintenance at Local Authority owned sites.
6. The Local Authority to work with the Football Association to support clubs applying for funding, planning, undertaking asset transfer / management agreements where clubs are able to demonstrate long term development plans and have achieved the appropriate accreditations and provide player and sports development pathways.
 7. Where possible use CIL or Section 106 developer contribution funding to develop (match fund) new playing pitch facilities and bring existing facilities up to the required Football Association and Sport England Guidance Standards for playing pitches and changing accommodation. This needs to be linked to ongoing maintenance to maintain pitch quality.

Artificial Grass Pitches for Football – 3G Rubber Crumb

Key Issues

Football Clubs have confirmed that there are insufficient 3G rubber crumb pitches across the two Local Planning Authorities for clubs to use as floodlit training venues midweek.

Through consultation with the Football Association, the Rugby Football Union and England Hockey, the Strategy has identified where additional 3G rubber crumb pitches and sand based/sand filled all weather pitches should be strategically located in the two Local Planning Authorities in the future.

Any additional 3G rubber crumb pitches identified in the Strategy are not a substitute for existing grass pitches but are there to enhance and provide additional facilities to meet the requirements of football clubs and those that wish to play socially or for fitness purposes in the evenings and at weekends and to meet the ever increasing needs of junior and mini soccer for competitive games

at weekends. They also provide additional facilities when grass pitches are waterlogged.

The Football Association has requested that this study considers two calculations of number of teams per 3G rubber crumb pitch 45 teams and 56 teams. The lower figure relates to more rural areas and the higher figure relates to more built up areas.

The future requirements reflect the preferred options for provision of full size 3G rubber crumb facilities across the Local Planning Authorities. These are:

Key Priorities

1. 1 full size 3G - North West Cambridge Development. This pitch would support the needs of Cambridge and the North Area of South Cambridgeshire.
2. Change Abbey Leisure Centre sand dressed pitch to a 3G rubber crumb. This pitch would support the needs of Cambridge in the North East and East and the North Area of South Cambridgeshire.
3. Long Road Sixth Form College plan to build a new 3G rubber crumb pitch. This pitch should be supported as it will support the existing pitch at Netherhall Community Sports Hall.
4. New 3G rubber crumb pitch full size at Trumpington School (Clay Farm Development) will cover the South West Area of Cambridge.

Cricket

Key Issues

The future demand identifies that there will be insufficient cricket pitches in 2031 that are in secured community use. There is a need to address the quality of Parker's Piece, the only Council-owned cricket site.

Key Priorities

1. Protection of all secured and unsecured community use and education cricket pitches across Cambridge. Consider additional sites for new cricket facilities.
2. Improve pitch quality at Parker's Piece.
3. The Local Authority to work with Cambridgeshire Cricket and City of Cambridge Cricket Clubs so that the implication of this strategy and action plans can be implemented and that there are clear routes of communication and all decisions are taken with a full understanding of needs and aspirations.
4. Work with the England and Wales Cricket Board and Cambridgeshire Cricket to support clubs applying for funding, and planning, particularly with clubs that can demonstrate long term development plans and have achieved the appropriate accreditations and provide player and sports development pathways.
5. The Local Authority to work with Cambridgeshire Cricket to identify potential sites if the University Colleges were to stop the current use of community cricket at their facilities.
6. Where possible use CIL or Section 106 funding (match funding) to develop new playing pitch facilities and bring existing facilities up to the required England and Wales Cricket Board and Sport England Guidance Standards for playing pitches and changing accommodation.

Rugby Union

Key Issues

Cambridge Rugby Club already has permission to improve and modernise changing facilities, but would benefit further from the provision a World Rugby compliant 3G rubber crumb pitch with floodlighting to allow for training and match play.

Improvements need to be made to the changing rooms at Cambridge Rugby Club and the Cantabrigians would like to expand their clubhouse.

Improvements to drainage will improve playing and training capacity.

There is a need to ensure that clubs have access to high quality floodlit pitches to facilitate training and match play mid-week throughout the season.

Key Priorities

1. Protection of all community use rugby pitches across the City of Cambridge.
2. Cantabrigians Rugby Club lease and agreement to use the rugby pitches at Hills Road Sixth Form College needs to be safeguarded or alternative facilities will need to be found in the future.
3. Ensure all teams are playing on the right size pitches.
4. Improve pitch quality and ancillary provision by:
 - Over time address the drainage issues for all clubs to assist with current capacity issues;
 - Ensure over time that all clubs have two floodlit pitches;
 - Address the quality issues that clubs have with ancillary facilities such as changing room's and club houses;
 - In the long term, provide a 3G Rubber Crumb pitch that is World Rugby compliant at Cambridge Rugby Club.
5. The Local Authority to work with the Rugby Football Union to support clubs applying for funding, and planning, with clubs that are able to demonstrate long term development plans and have achieved the appropriate accreditations and provide player and sports development pathways.
6. Where possible use Section 106 or CIL funding to develop (match funding) new playing pitch facilities and bring exiting facilities up to the required Rugby Football Union and Sport England Guidance Standards for playing pitches, clubhouse and changing accommodation.

Hockey

Key Issues

The Playing Pitch Strategy supports the proposal to provide artificial pitch hockey facilities at the Cambridge University, Wilberforce Road Sports Ground.

The Playing Pitch Strategy also supports the proposal for a new hockey Artificial Grass Pitch facility at Howes Close (Place) for the Anglia Ruskin University which must also provide a community use agreement.

With the Long Road Sixth Form College, existing artificial grass pitch and the further provision at Wilberforce Road and Howes Close (Place), this would allow for sufficient match slot provision for hockey up to 2031 and would cater for the training needs and requirements of club hockey across Cambridge and South Cambridgeshire.

Key Priorities:

1. Protection of all community use artificial hockey pitches across Cambridge and South Cambridgeshire.
2. Ensure hockey continues to have primary use for mid-week training and match slots at weekends when required.
3. Ensure that plans are in place to maintain artificial pitch quality in the long term across all Cambridge and South Cambridgeshire Hockey artificial pitches and that sink funds are in place to replace carpets and refurbish pitches.
4. The Local Authority to work with England Hockey, Cambridge University, Anglia Ruskin University and the hockey clubs to develop 3 artificial pitches, including 2 new pitches at Wilberforce Road and 1 new artificial pitch at Howes Close (Howes Place).

This page is intentionally left blank



**THE GREATER CAMBRIDGE AREA ENCOMPASSING CAMBRIDGE CITY COUNCIL &
SOUTH CAMBRIDGESHIRE DISTRICT COUNCIL**

PLAYING PITCH STRATEGY 2015-2031

MAY 2016

THE GREATER CAMBRIDGE AREA ENCOMPASSING CAMBRIDGE CITY COUNCIL & SOUTH CAMBRIDGESHIRE DISTRICT COUNCIL
PLAYING PITCH STRATEGY

TABLE OF CONTENTS

| | | |
|-----------|--|---|
| | EXECUTIVE SUMMARY | 1 |
| | CAMBRIDGE AND SOUTH CAMBRIDGESHIRE DISTRICT - INDOOR FACILITIES STRATEGY (IFS) | 3 |
| | VISION | 3 |
| | AIMS | 3 |
| | NEEDS, PRIORITIES AND OPPORTUNITIES | 4 |
| | NEW SETTLEMENTS BEYOND 2031 | 7 |
| | RECOMMENDATIONS | 12 |
| | CAMBRIDGE AND SOUTH CAMBRIDGESHIRE DISTRICT COUNCIL - PLAYING PITCH STRATEGY (PPS) | 15 |
| 1. | INTRODUCTION, ROLE, RATIONALE AND SCOPE | 47 |
| | INTRODUCTION | 47 |
| Page 20 | AIMS OF DEVELOPING THE PLAYING PITCH STRATEGY | 48 |
| | RATIONALE FOR DEVELOPING A PLAYING PITCH STRATEGY | 49 |
| | STRATEGY SCOPE | 50 |
| | TERMS OF REFERENCE | 51 |
| | BACKGROUND CONTEXT | 53 |
| | THE STUDY AREA | 53 |
| | CAMBRIDGE CITY COUNCIL | 53 |
| | SOUTH CAMBRIDGESHIRE DISTRICT | 54 |
| | OTHER LOCAL FACTORS | 54 |
| | 2. | LOCAL STRATEGIC VISION AND CONTEXT |
| | INTRODUCTION | 57 |
| | POPULATION PROFILES AND PROJECTIONS | 63 |
| | PHYSICAL ACTIVITY AND PARTICIPATION | 72 |
| | THE VALUE OF PARTICIPATION | 72 |
| | PARTICIPATION TRENDS AND RATES | 72 |
| | CURRENT PARTICIPATION RATES ACROSS BOTH AUTHORITIES | 72 |
| | MARKET SEGMENTATION | 75 |
| | PARTICIPATION TRENDS - CRICKET (SOURCE: ENGLAND AND WALES CRICKET BOARD) | 80 |
| | PARTICIPATION TRENDS - FOOTBALL (SOURCE: FOOTBALL ASSOCIATION) | 80 |
| | PARTICIPATION TRENDS - RUGBY (SOURCE RUGBY FOOTBALL UNION) | 81 |
| | PARTICIPATION TRENDS – HOCKEY (ENGLAND HOCKEY) | 81 |
| 3. | GROWTH STRATEGY OF CAMBRIDGE CITY COUNCIL AND SOUTH CAMBRIDGESHIRE DISTRICT | 83 |

THE GREATER CAMBRIDGE AREA ENCOMPASSING CAMBRIDGE CITY COUNCIL & SOUTH CAMBRIDGESHIRE DISTRICT COUNCIL
PLAYING PITCH STRATEGY

| | | |
|-----------|--|------------|
| | INTRODUCTION | 83 |
| | CAMBRIDGE CITY COUNCIL AND SOUTH CAMBRIDGESHIRE LOCAL PLANS (SUBMISSION 2014) | 83 |
| | THE NEED FOR A PLAYING PITCH STRATEGY | 83 |
| | SECTION 106 AGREEMENTS & THE COMMUNITY INFRASTRUCTURE LEVY | 84 |
| | POPULATION FIGURES USED | 84 |
| | CAMBRIDGE CITY COUNCIL | 84 |
| | SOUTH CAMBRIDGESHIRE DISTRICT COUNCIL | 85 |
| 4. | STRATEGIC CONTEXT SPORT | 94 |
| | SPORTING FUTURE: A NEW STRATEGY FOR AN ACTIVE NATION – DEPARTMENT FOR CULTURE, MEDIA AND SPORT (DECEMBER 2015) | 94 |
| | GOVERNMENT STRATEGY FOR SPORT – “CREATING A SPORTING HABIT FOR LIFE- A NEW YOUTH SPORT STRATEGY” 2012 | 94 |
| | FOOTBALL ASSOCIATION (FA) | 95 |
| | PRIORITIES | 95 |
| | CRICKET (SOURCE: ENGLAND AND WALES CRICKET BOARD) | 97 |
| | MORE PLAY STRATEGY – ENGLAND AND WALES CRICKET BOARD (2016) | 97 |
| | HOCKEY (SOURCE: ENGLAND HOCKEY) | 98 |
| | RUGBY (SOURCE: RUGBY FOOTBALL UNION) | 99 |
| 5. | CAMBRIDGE CITY COUNCIL SPORT SUMMARIES | 101 |
| | FOOTBALL | 101 |
| | CRICKET | 134 |
| | RUGBY UNION | 145 |
| | HOCKEY FUTURE CITY OF CAMBRIDGE AND SOUTH CAMBRIDGESHIRE DISTRICT COUNCIL | 151 |
| 6. | STRATEGY FRAMEWORK AND ACTION PLAN FOR FUTURE DELIVERY OF PLAYING PITCH PROVISION CITY OF CAMBRIDGE | 164 |
| | PRIORITY SPORT SPECIFIC ACTIONS | 164 |
| | CITY OF CAMBRIDGE ACTION PLAN | 170 |
| | MONITORING AND REVIEW | 170 |
| 7. | SOUTH CAMBRIDGESHIRE SPORT SUMMARIES | 187 |
| | FOOTBALL | 187 |
| | CRICKET | 234 |
| | RUGBY UNION | 250 |
| | HOCKEY FUTURE CITY OF CAMBRIDGE AND SOUTH CAMBRIDGESHIRE DISTRICT COUNCIL | 260 |
| 8. | SOUTH CAMBRIDGESHIRE STRATEGY FRAMEWORK AND ACTION PLAN FOR FUTURE DELIVERY OF PLAYING PITCH PROVISION | 271 |
| | PRIORITY SPORT SPECIFIC ACTIONS | 271 |

THE GREATER CAMBRIDGE AREA ENCOMPASSING CAMBRIDGE CITY COUNCIL & SOUTH CAMBRIDGESHIRE DISTRICT COUNCIL
PLAYING PITCH STRATEGY

SOUTH CAMBRIDGESHIRE ACTION PLAN
MONITORING AND REVIEW

275
275

APPENDICES

1. INDIVIDUAL SITE PLANS
2. PLAYING PITCH STRATEGY TECHNICAL APPENDIX

EXECUTIVE SUMMARY

Cambridge City Council (the City Council) and South Cambridgeshire District Council (SCDC) are preparing their Local Plans for the Greater Cambridge area. In 2015 the two authorities commissioned a joint Indoor Sports Facility Strategy ('the Strategy'), following on from the Playing Pitch Strategy (PPS), which has been developed for grass and all weather pitches covering both areas.

These documents will guide future provision and management of sports pitches, built facilities and community use services to serve existing and new communities in the City and South Cambridgeshire. In line with the Government's National Planning Policy Framework, the strategies set out to assess existing Built Facilities, the future need for sport and active recreation, as the region grows and develops for opportunities for new provision, and expansions of existing facilities.

'Access to high quality open spaces and opportunities for sport and recreation can make an important contribution to the health and well-being of communities. Planning policies should be based on robust and up-to-date assessments of the needs for open space, sports and recreation facilities and opportunities for new provision. The assessments should identify specific needs and quantitative or qualitative deficits or surpluses of open space, sports and recreational facilities in the local area. Information gained from the assessments should be used to determine what open space, sports and recreational provision is required.'

(Source: NPPF 2012 Paragraph 73)

Additionally, paragraph 74 of the NPPF emphasises that existing open space, sports and recreational facilities and land, including playing fields, should not be built on unless:

- **An assessment has been undertaken which has clearly shown the open space, buildings or land to be surplus to requirements; or**
- **Any loss would be replaced by equivalent or better provision in terms of quantity and quality in a suitable location; or**
- **The development is for alternative recreation or open space facilities, the need for which clearly outweighs the loss.**

(Source: NPPF 2012 Paragraph 74)

The key context factors for both the City and South Cambridgeshire are:

THE GREATER CAMBRIDGE AREA ENCOMPASSING CAMBRIDGE CITY COUNCIL & SOUTH CAMBRIDGESHIRE DISTRICT COUNCIL
PLAYING PITCH STRATEGY

- **The requirements of the 2012 NPPF and specifically paragraphs 73 and 74**
 - **The need to address planned population growth in each area and the sub-region as a whole**
 - **The growing focus on improving health and well-being at national level, as a result of identified and increasing levels of obesity and inactivity, and the need to plan opportunities for more active lifestyles (sport and physical activity) into new and existing communities**
 - **The new Government Sports Strategy which prioritises both informal and formal participation opportunities and the need to provide participation opportunities for both**
 - **The new Sport England Strategy which identifies the need for increased participation and recreational opportunities, and therefore the need to invest in both formal and informal facilities**
- Page 24
- The fact that both Cambridge and South Cambridgeshire District are generally affluent areas (although there are very specific areas of deprivation e.g. north and east of Cambridge, and in other areas of higher urban density), and therefore communities are more likely to participate in sport and physical activity, which results in high demand for provision of facilities**
- **The growing interest and large scale participation in recreational activities such as, cycling, running and walking**
 - **The priority to increase participation levels areas of deprivation to contribute to improved community health, and reduce known health inequalities**

CAMBRIDGE AND SOUTH CAMBRIDGESHIRE DISTRICT - INDOOR FACILITIES STRATEGY (IFS)

VISION

The Vision for future provision of sport and leisure facilities in Cambridge and South Cambridgeshire District is:

'To enable opportunities for increased and more regular physical activity, particularly from those in areas of deprivation, and in new settlements, to improve community health and well-being, by facilitating provision of, and access to, a range of quality, accessible and sustainable facilities in Cambridge and South Cambridgeshire District'.

Accessible community sport and leisure facilities for swimming, fitness and sports hall sports/activities should be available for all residents. This includes both formal and informal spaces in which to play sport and be physically active.

Additional facility provision/capacity should be developed where need is evidenced.

AIMS

The aim of providing sufficient high quality, fit for purpose and accessible provision is to:

- **Develop additional facility provision where need is evidenced across Cambridge and South Cambridgeshire District**
- **Address the demand that will be generated by increased population, and the current under supply of sports halls, swimming pools and fitness facilities**
- **Increase the regular amount of physical activity undertaken by individuals to improve community health and well-being**
- **Improve and increase community accessibility to a range of formal sports facilities, and informal spaces**
- **Create active environments where the choice to become physical active is an integral part of everyday life in both existing and planned new communities**

THE GREATER CAMBRIDGE AREA ENCOMPASSING CAMBRIDGE CITY COUNCIL & SOUTH CAMBRIDGESHIRE DISTRICT COUNCIL PLAYING PITCH STRATEGY

- **Encourage new participants to start taking part in physical activity**
- **Contribute to a reduction in health inequalities across Cambridge and South Cambridgeshire District**
- **Support and provide opportunities for local sports clubs and community groups**

NEEDS, PRIORITIES AND OPPORTUNITIES

The assessment and analysis undertaken to develop this Strategy identifies a need for some additional provision, across a range of facility types, as well as more generic needs in terms of improvement to the quality of existing facilities, and the accessibility of provision. All new and improved facility provision should be fully inclusive to optimise participation opportunities across communities.

Page 26
The facility needs have been identified as a result of the qualitative, quantitative and accessibility analysis undertaken.

THE GREATER CAMBRIDGE AREA ENCOMPASSING CAMBRIDGE CITY COUNCIL & SOUTH CAMBRIDGESHIRE DISTRICT COUNCIL
PLAYING PITCH STRATEGY

These are summarised in Table A below, by facility type.

Table A: Summary of Facility Needs in Cambridge and South Cambridgeshire District

| FACILITY TYPE | FACILITY NEEDS/PRIORITIES |
|-------------------------------|--|
| SPORTS HALLS | <ul style="list-style-type: none"> • Provision of at least 2 badminton courts, but more likely 9 badminton courts (just over 2 sports halls - 4 badminton court size) by 2031 (reference Table 5.8). This assessment already takes into account new provision at Trumpington Community College and in Northstowe Phase 2. • Reliance on existing education site based sports halls e.g. Netherhall Sports Centre, and Swavesey Village College • Ageing facilities will require replacement /investment in the medium to long term, so planning for this needs to be considered now e.g. – Kelsey Kerridge, Melbourn and Impington Sports Centres, Chesterton Community Sports Centre • Extension of an existing facility e.g. North Cambridge Academy’s 3 court sports hall could also provide an option to increase availability of courts at a centre with existing community access • Consideration of future needs for sports halls within new settlements and as a result of growth included in Local Plans |
| SWIMMING POOLS | <ul style="list-style-type: none"> • An additional 8 lane swimming pool of either 25m or 50m in length, serving both the City and South Cambridgeshire, potentially located at the University of Cambridge Sports Centre in West Cambridge • There is a need to consider planning now for future investment in extensions, refurbishment or replacement of Abbey Leisure Complex, and Parkside Pools by 2031, (equating to 51% of the swimming pool stock in the City) • Investment and improved facilities at Jesus Green Lido to provide year round access • Investment in the Frank Lee Centre (medium term), to make the facility suitable for community use |
| HEALTH AND FITNESS FACILITIES | <ul style="list-style-type: none"> • Increased supply of community accessible and affordable Gym fitness stations; current deficit of -18, with a future deficit of -78 in Cambridge |

THE GREATER CAMBRIDGE AREA ENCOMPASSING CAMBRIDGE CITY COUNCIL & SOUTH CAMBRIDGESHIRE DISTRICT COUNCIL
PLAYING PITCH STRATEGY

| FACILITY TYPE | FACILITY NEEDS/PRIORITIES |
|-----------------------|---|
| | <ul style="list-style-type: none"> Increased supply of community accessible and affordable Gym fitness stations; current deficit of -203, with a future deficit of -326 in South Cambridgeshire District |
| INDOOR TENNIS COURTS | <ul style="list-style-type: none"> Additional courts to meet club demand; potential for partnership with the LTA. This could possibly be at least partially addressed by a new facility at the University of Cambridge. (Reference paragraphs 5.342-5.441) |
| GYMNASTICS FACILITIES | <ul style="list-style-type: none"> Increased access to sports hall facilities for club use, and continued development of club-led specialist gymnastics facilities (Reference paragraphs 5.335-5.341) |
| CYCLING FACILITIES | <ul style="list-style-type: none"> A 1.6km off road closed circuit; potential for a club operated BMX track |
| INFORMAL FACILITIES | <ul style="list-style-type: none"> Safe cycling, running and walking routes |

Page 28

THE GREATER CAMBRIDGE AREA ENCOMPASSING CAMBRIDGE CITY COUNCIL & SOUTH CAMBRIDGESHIRE DISTRICT COUNCIL PLAYING PITCH STRATEGY

It is clear from the strategy analysis that there is a need for capital investment in some existing facilities, or replacement of them in the long term, to address both current and future needs in Cambridge and South Cambridgeshire District. Whilst some of this investment relates to new additional facility provision, there is also a need for medium & long-term investment in existing ageing stock; existing levels of participation are more likely to be retained and increased participation more likely to be achieved, if the environment in which people take part is modern and fit for purpose. Current planning and developer contributions (CIL) can potentially assist with this.

It is also clear that delivery of the levels of investment required will only result from partnership approaches. The development of improved sports facilities, and physical activity environments, will facilitate increased participation, which in turn will benefit individual and community health. The challenge is that the greatest health benefit will be gained by encouraging the inactive, to become active.

In relation to getting more people active, particularly from deprived areas, it is important to highlight the following issues:

- **Some of the existing facility stock is ageing and deteriorating in quality.**
- **Increased populations will put additional demands on the capacity of existing facilities, along with increasing participation will increase demand on existing facilities**

There is a need to:

- **Replace and/or refurbish ageing facilities**
- **Optimise and increase the capacity for community use of sports facilities on education sites**
- **Develop new sports halls, swimming pools, and health and fitness facilities**
- **Develop cycling provision, and that for walking and running**
- **Improve informal recreational activities**

as highlighted in Table 1.1 above.

NEW SETTLEMENTS BEYOND 2031

THE GREATER CAMBRIDGE AREA ENCOMPASSING CAMBRIDGE CITY COUNCIL & SOUTH CAMBRIDGESHIRE DISTRICT COUNCIL
PLAYING PITCH STRATEGY

Three new settlements (Reference table 4.3) are planned in South Cambridgeshire. These three developments are anticipated to start prior to 2031, but significant elements of these developments will be built in the longer term. Development of these sites will take place over a long period, and the sporting needs will need to be monitored as these sites come forward, including through future reviews of this strategy.

The new town of Northstowe will eventually deliver up to 10,000 dwellings. The first phase has planning permission (1500 dwellings), and the second phase (3500 dwellings) has been approved subject to section 106 agreements. A Sports Strategy for the town was developed through this process.

Two further new settlement sites have been identified in the Submitted South Cambridgeshire Local Plan, a new town north of Waterbeach (8,000-9,000 dwellings) and new village at Bourn Airfield (3,500 dwellings).

This Strategy provides an assessment of the need for new and improved sports facilities up to and including 2031.

Therefore, identification of the need for sports provision for these new developments (which go beyond 2031), will need to consider the dwelling mix and population, phasing, and undergo consultation through the planning application process. Policy SC/4 of the submitted South Cambridgeshire Local Plan requires proposals for sites of 200 or more dwellings to be accompanied by detailed assessments and strategies prepared in consultation with services providers and to be approved by the local authorities, including for sports facilities.

Prior to these more detailed assessments, this study has used the Sport England Sports Facilities Calculator to identify future long term needs. For Bourn Airfield a population estimate of 2.7 per household (based on the Bourn Ward in the 2011 census) has been applied, giving an overall population of 9,450. For the Waterbeach New Town a population estimate of 2.57 per household has been applied (this is based on the population per dwelling multiplier that was applied at Northstowe), giving a population of 23,130.

Table B: Calculations of Facility need per new Development (based on 2016 prices)

| NEW DEVELOPMENT | ADDITIONAL FACILITY PROVISION REQUIRED | | |
|---|--|---|--|
| | SWIMMING POOLS | SPORTS HALLS | INDOOR BOWLS |
| BOURN AIRFIELD (POPULATION BASED ON 2.7 PER HOUSEHOLD – 9,660) | 101.48 sqm of water space (equivalent to 1.91 lanes or 0.48 pools (4 lane x 25m) Meeting need for an additional 611 vpwpp | 2.95 badminton courts (equivalent to 0.74 of a 4 badminton court sports hall) Meeting need for an additional 644 vpwpp | 0.67 rinks (equivalent to 0.11 centres Meeting need for an additional 105 vpwpp |
| WATERBEACH (POPULATION BASED | 242.99 sqm of water space (equivalent to 4.57 lanes or 1.14 pools (4 lane x 25m) | 7.06 badminton courts (equivalent to 1.77 4 badminton court sports halls) | 1.61 rinks (equivalent to 0.27 centres Meeting need for an additional 251 |

THE GREATER CAMBRIDGE AREA ENCOMPASSING CAMBRIDGE CITY COUNCIL & SOUTH CAMBRIDGESHIRE DISTRICT COUNCIL
PLAYING PITCH STRATEGY

| NEW DEVELOPMENT | ADDITIONAL FACILITY PROVISION REQUIRED | | |
|--------------------------------|---|---|--------------|
| | SWIMMING POOLS | SPORTS HALLS | INDOOR BOWLS |
| ON 2.57 PER HOUSEHOLD –23,130) | Meeting need for an additional 1,464 vpwpp | Meeting need for an additional 1,543 vpwpp | vpwpp |

The above identified needs are based on a quantitative assessment, to provide the minimum level of new facilities required for each new development beyond 2031. These needs will require careful analysis in the context of the needs assessment up to and including 2031, to ensure that further provision complements and enhances that already made, and does not duplicate either type or location

THE SPECIFIC KEY ISSUES TO BE ADDRESSED IN THE CAMBRIDGE AND SOUTH CAMBRIDGESHIRE DISTRICT ARE:

- The age, condition and quality of some facilities – particularly swimming pools and sports halls (it is of concern that all the key community accessible swimming pools (Parkside Pools, Abbey Leisure Complex, Melbourn and Impington Sports Centres) are ageing and will require replacement/large scale refurbishment in the medium to long term) (Referenced in paragraphs 5.57-5.59 (sports halls), 5.168-5.173 (swimming pools))
- The reliance on education sites for all community accessible sports halls; whilst existing community use is secured in Cambridge, there is opportunity to increase this at new schools in both Cambridge and South Cambridgeshire District, or through the facility developments.
- In South Cambridgeshire District some schools are now Academies, which potentially impacts on the community access arrangements, particularly if unsecured. There is potential to increase provision through additional secured community use arrangements at new schools; funding for sports facilities providing for new areas of population could be accessed through S106 /CIL. (Referenced paragraphs 5.21-5.24, 5.35-5.38, 5.58, 5.143)
- Cambridge has an apparent oversupply of swimming pools (but this is based on demand generated by City residents alone, and does not reflect the usage by students, nor residents from South Cambridgeshire District, turning then to operate at over capacity levels) (Referenced paragraphs 5.150-5.152)
- The proposal for a new pool at the University of Cambridge could assist in addressing capacity issues at the two existing local authority swimming pools (Parkside Pools and Abbey Leisure Complex), but only if new provision is complemented by an overall review of pool programming across the City. A new 50m pool would help to address the needs of water polo in the area, and for club training and competitions. The ASA is supportive of the need for additional water space in the City at this location. (Referenced paragraphs 5.304-5.309). There is also a need to consider future demand for swimming pool provision at Northstowe, Cambourne and Waterbeach

THE GREATER CAMBRIDGE AREA ENCOMPASSING CAMBRIDGE CITY COUNCIL & SOUTH CAMBRIDGESHIRE DISTRICT COUNCIL PLAYING PITCH STRATEGY

- **South Cambridgeshire District has a significant under supply of water space; demand is only met because residents are able to access provision out of the District (Referenced paragraphs 5.219 -5.219, 5.150-5.152))**
- **There are some existing sports facilities in Cambridge to which community access cannot be gained, due to planning conditions (e.g. The Leys School) (Referenced paragraph 5.44)**
- **There is a wide range of sports facility providers across both areas, and particularly in Cambridge, so there is some variance between access, fees and charges etc. (Referenced Table 5.3, paragraphs 5.4-5.9)**
- **The vision of providing good quality, accessible community sport and leisure facilities for all Cambridge and South Cambridgeshire District communities (Referenced Section 3 – Strategic Context)**
- **The need to continue to increase participation in physical activity for community health benefits (Referenced Section 3 – Strategic Context)**
- **The need to invest in active environments, where physical activity is the norm (Referenced Section 3 – Strategic Context)**
- **Long term population growth in Cambridge and South Cambridgeshire District by 2031 which will increase demand for community facilities, including sport and leisure provision, (Referenced Section 4)**
- **Population growth of around 60,000 across both Cambridge and South Cambridgeshire District by 2031. Key areas for future population growth include Northstowe (outside Cambridge), Waterbeach, Bourn Airfield, Cambourne West, (South Cambridgeshire District), the existing area of Melbourn (South Cambridgeshire District), and a number of areas on the fringes of Cambridge (Referenced Section 4)**
- **Population profiles – Cambridge has a younger population due to students, but overall, population in both Cambridge and South Cambridgeshire District is ageing. Older people have different sport and recreational needs, swimming being one of the key activities. Sports hall sports e.g. badminton are popular with older people; providing sports halls on education sites with a secured community use agreement is the best way to ensure operational sustainability and optimum use. (Referenced Section 3 – Strategic Context)**
- **The student population overall and their usage of facilities is not included in Sport England’s Facility Planning Model (FPM) (Referenced paragraph 5.84)**
- **The commuter market and their use of facilities is also not included in the FPM (Referenced paragraph 5.84)**

THE GREATER CAMBRIDGE AREA ENCOMPASSING CAMBRIDGE CITY COUNCIL & SOUTH CAMBRIDGESHIRE DISTRICT COUNCIL PLAYING PITCH STRATEGY

- **Accessibility; in both Cambridge and South Cambridgeshire District is affected by location and high traffic levels, as well as facility type and management; (Referenced Section 3, and throughout Section 5)**

Overall, the City and South Cambridgeshire District has a good range of existing sport and leisure facilities across the area, which is well-located; however, some are now ageing e.g. Melbourn, Impington, Frank Lee, along with Abbey &, Parkside Pools and Kelsey Kerridge, and will require large scale investment and/or replacement in future years.

However, across the City and South Cambridgeshire District there is insufficient provision of sports halls, swimming pools and fitness stations to meet current and critically future demand (as a result of population growth), never mind accommodating any increased participation from existing residents. There is therefore a need to increase the capacity for swimming, and to a lesser extent that of sports halls, to meet overall demand, not just that shown in terms of the demand generated by the overall population.

This additional capacity could be created where it would continue to provide for both residents, and students and non-residents, in South Cambridgeshire District. Locating new facility provision in South Cambridgeshire District could reduce the level of use of City facilities, if the provision is located in the appropriate location, to address both demand and accessibility.

A new swimming pool on the University of Cambridge campus (West site) would clearly assist in re-distributing demand for provision across the City, but it is unlikely to be the total solution to meet both current and future demand for swimming in the City and South Cambridgeshire District.

The solution to the current and future demand for swimming in the City is a combination of new build (in the City and South Cambridgeshire District), increased capacity at existing pools (although this is likely to be limited given that the only pools where this could be achieved are in the commercial sector, or are pools on education sites where additional capacity is not offered and the local authority has no ability to influence this), and the development of more complementary programming across existing and future community accessible pools, particularly in relation to club use (when and where for training), swimming lessons, lane and casual swimming.

Whilst there are some indoor facilities on education sites, which are not available for community use, e.g. Long Road, The Leys (result of a planning condition), these are in the minority. Proposals for new schools should incorporate formal community use arrangements for use of sports facilities.

The population of the City and South Cambridgeshire District will grow significantly over the next few years, so there is a need to ensure sufficient provision of accessible, quality and affordable facilities to meet local need.

There is a range of facility providers in the City and South Cambridgeshire District, and it is important to work with these in partnership to develop and deliver facility provision, given that the Councils cannot be the provider and funder of last resort, but need to adopt more of an enabling and facilitating role.

RECOMMENDATIONS

RECOMMENDATION IFS1

Further work is undertaken to assess the business case for the development of new swimming provision on the University of Cambridge West Campus, accompanied by a review of pool programming across Cambridge and South Cambridgeshire.

RECOMMENDATION IFS2

Jesus Green Lido should be developed to provide year round access for community use.

RECOMMENDATION IFS3

The need to replace ageing Swimming Pool facilities is recognised and planned for appropriately, including identification of the investment required. Investment will be required to invest in and retain/extend/replace Parkside Pools, and Abbey Leisure Complex (Cambridge), and in Melbourn and Impington Sports Centres (South Cambridgeshire District).

RECOMMENDATION IFS4

There is a need for Investment in the Frank Lee Centre (medium term), to make the facility more suitable and open for community use.

RECOMMENDATION IFS5

The need for new swimming provision should be considered, and an updated assessment undertaken, as part of planning for settlements beyond 2031 e.g. Northstowe Phase 2, Cambourne and Waterbeach. An updated assessment will be needed every 5 years to ensure the Strategy remains robust.

THE GREATER CAMBRIDGE AREA ENCOMPASSING CAMBRIDGE CITY COUNCIL & SOUTH CAMBRIDGESHIRE DISTRICT COUNCIL
PLAYING PITCH STRATEGY

RECOMMENDATION IFS6

The need to replace ageing Sports Hall facilities is recognised and planned for appropriately, including identification of the investment required. Investment will be required to improve/replace existing education site based sports halls e.g. Melbourn and Impington Sports Centres, and Netherhall and Chesterton Community Sports Centres.

RECOMMENDATION IFS7

The potential for larger facilities should be considered in relation to the development of new/replacement/improved sports halls (given the identified under supply by 2031), to address identified needs of e.g. handball, and indoor tennis.

RECOMMENDATION IFS8

The identified under supply of community accessible fitness facilities is addressed through future facility development in Cambridge and South Cambridgeshire District.

RECOMMENDATION IFS9

Additional indoor tennis courts are developed in Cambridge to meet club demand.

RECOMMENDATION IFS10

An off road cycling circuit (1.6km) is developed, potentially also involving a BMX TRACK.

RECOMMENDATION IFS11

Cambridge and South Cambridgeshire District Council continue to work with local schools to develop formal community use agreements, or at minimum,

THE GREATER CAMBRIDGE AREA ENCOMPASSING CAMBRIDGE CITY COUNCIL & SOUTH CAMBRIDGESHIRE DISTRICT COUNCIL
PLAYING PITCH STRATEGY

commitments for a period of time to protect community access (pay and play usage as a priority). All new secondary schools should provide secured community access (pay and play) to sports facilities.

RECOMMENDATION IFS12

Cambridge and South Cambridgeshire District Council work with local schools to extend existing provision for community access to benefit local sports clubs.

RECOMMENDATION IFS13

The development of safe walking, running and cycling routes and appropriate infrastructure e.g. bicycle racks, storage, benches etc., across Cambridge and South Cambridgeshire District, and in areas of new housing development to facilitate active lifestyles.

RECOMMENDATION IFS14

Use this Sports Facilities Strategy to inform infrastructure needs of the area, including allocation of funding through the Community Infrastructure Levy. Where appropriate, contributions towards offsite provision may also be sought towards projects through the Section 106 process. Such funding could be used to improve the quality of facilities, or towards new facilities.

RECOMMENDATION IFS15

This Strategy and analysis is reviewed and updated every 5 years to ensure the needs analysis remains robust and relevant and properly informs decisions about sports facility provision beyond 2031.

THE GREATER CAMBRIDGE AREA ENCOMPASSING CAMBRIDGE CITY COUNCIL & SOUTH CAMBRIDGESHIRE DISTRICT COUNCIL PLAYING PITCH STRATEGY

CAMBRIDGE AND SOUTH CAMBRIDGESHIRE DISTRICT COUNCIL - PLAYING PITCH STRATEGY (PPS)

The summary of the PPS and its specific recommendations are included in this Executive Summary for ease of reference, although the Indoor Sports Facility Strategy does not cover the assessment of playing pitches (grass or all weather).

The Playing Pitch Strategy has been developed in line with Sport England's guidance set out in Sport England's Playing Pitch Guidance October 2013. The assessment has been carried out to establish whether there is sufficient playing pitch provision in Cambridge and South Cambridgeshire District Council currently and to meet the future requirements to 2031.

The two Local Authorities wish to understand both the needs of their playing pitch and playing pitch ancillary facilities portfolio, and future need for provision, driven by increased population, and identification of any gaps in the existing facility network.

The nature of the two areas, with South Cambridgeshire completely encircling Cambridge, means that the geographical location of provision is crucial to facilitating and encouraging participation, given the impact of accessibility.

The development of this new Playing Pitch Strategy (PPS) will enable the two local authorities to shape their future playing pitch facilities offer; this may comprise direct provision and that undertaken with partners in the education, university, parish councils, voluntary, community and private sectors. Implementing a planned approach to future provision of sport and physical activity facilities in the local authorities over the medium term, will ensure that both local authorities' communities have access to high quality facilities, helping communities improve their health and remain cohesive. Where the local authorities and other bodies provide facilities, it is critical that they are as efficient and effective as possible due to continuing financial pressures. Provision through new development, section 106 developer contribution funding and Community Infrastructure Levy funding can be used to assist with new provision and improvements to playing pitches and ancillary facilities when these funds can be obtained and secured.

There is a need to protect and safeguard existing grass pitches. It is a known fact that the LPAs finances are being considerably reduced. The majority of the playing pitches in South Cambridgeshire District Council are provided and maintained by Parish Councils, and many sites have the dual role of providing invaluable green space within the villages in the district. It is recognised by SCDC that Parish Councils play an invaluable role in providing and maintaining these pitches. SCDC will continue to work closely with its Parish Councils to ensure the future of these pitches and their related facilities especially where the PPS requires individual site action plans.

With a possible reduction in budgets this may have an impact on the quality and frequency of maintenance of existing grass pitches in the future. It is paramount that this financial risk is understood and if there is a reduction in maintenance and the quality of good and standard rated pitches reduces then there will be a capacity issue, which could bring about a need for additional grass pitches to meet demand.

The PPS will help to protect playing fields from loss and make sure the right type, and quantity, of new pitches are provided as part of new developments and

THE GREATER CAMBRIDGE AREA ENCOMPASSING CAMBRIDGE CITY COUNCIL & SOUTH CAMBRIDGESHIRE DISTRICT COUNCIL PLAYING PITCH STRATEGY

future growth sites.

The PPS identifies the formal sports needs for football, cricket, hockey and rugby. If the PPS identifies that playing pitches are no longer needed for formal playing pitch sports, this is not a reason to suggest that sites cannot be used for training purposes, and other or alternative informal sports, or other forms of physical activity that meets the new Government Sports and Activity Strategy, which identifies the need to be more active.

In most cases playing pitches are part of the wider park and open space environment enjoyed by the community on a regular basis.

The PPS will underpin the contribution that sport, and the facilitation of opportunities to have a healthy lifestyle, make to the Local Authorities Corporate Plans and priority objectives. It will also help provide a rationale to enable National Governing Bodies to further invest and deliver their working outcomes as outlined in their Whole Sport Plans. The PPS will also provide evidence to support funding bids from regional funders such as WREN (landfill tax), whilst also supporting requests for S106 developer contributions following building developments.

Additionally, the strategies will help focus internal revenue and capital spending in the medium term.

The development of the PPS is an opportunity to set out a strategic Vision for future provision of playing pitch facilities, based on robust evidence and a needs assessment.

There are a number of strategic recommendations and actions for individual sites which consider a range of options across football, cricket, rugby and hockey.

The Playing Pitch Strategy considers current levels of active participation from clubs based within Cambridge and South Cambridgeshire District Council, their playing pitch requirements and the facilities available for use. Peak time of play and current and future carrying capacity has also been considered. Consideration is also given to the potential for clubs to increase teams in the future, quality of facilities and the secured future of playing pitches.

The analysis within the individual sport summaries is set out in two stages. First there is an analysis of the current supply and demand position. Second there is an analysis of the predicted future supply and demand.

The assessment has identified that some existing facilities in Cambridge and South Cambridgeshire are of poor or standard quality and are not able to cope with current or future demand. In addition to new facility provision, the strategy identifies qualitative improvements required to improve existing facilities to enable facilities to cope with increased usage from population growth.

The Playing Pitch Strategy summarises the data collected as part of the assessment and identifies the strategic requirements for future provision in Cambridge and South Cambridgeshire District Council. The Playing Pitch Strategy facility requirements will seek to address the deficiencies by securing provision of new facilities or contributions from development to provide new or improved facilities where required.

The long term future of sites outside the control of the local authorities, particularly football, cricket, hockey and rugby pitch sites on University and Education sites, which form part of the existing useable provision and have significant influence on the current and future provision, need to be protected as part of

THE GREATER CAMBRIDGE AREA ENCOMPASSING CAMBRIDGE CITY COUNCIL & SOUTH CAMBRIDGESHIRE DISTRICT COUNCIL PLAYING PITCH STRATEGY

planning policy.

The Playing Pitch Strategy will inform the Councils' Local Plans and form part of the evidence base. The evidence base can also be used by partners and clubs to assist them in applying for funding. The strategy also identifies the need to work with Parish Council's, private sector, voluntary sector, schools, Universities, and National Governing Bodies (NGB) of Sport Pitches to ensure the ongoing access for community use of sites for now and in the future.

STRATEGY FRAMEWORK AND ACTION PLAN FOR FUTURE DELIVERY OF PLAYING PITCH PROVISION

CITY OF CAMBRIDGE - PLAYING PITCH STRATEGY

FOOTBALL

There are 13 individual sites offering 41 secured community use grass football pitches of different types in Cambridge. In addition, there are 7 sites offering unsecured community use football pitches across Cambridge.

The Playing Pitch Strategy has divided Cambridge into four sub areas at the request of the PPS Steering Group. These are:

- **North Area, Kings Hedges, Arbury, West Chesterton and East Chesterton wards**
- **East Area; Abbey, Coleridge, Petersfield and Romsey wards**
- **West/Central Area; Castle, Market and Newnham wards**
- **South Area; Cherry Hinton, Queen Edith's and Trumpington Wards**

The South Area has the highest concentration of pitches used by football clubs. 16 football pitches are in secured community use and 5 pitches offer unsecured community use.

The North Area provides for 14 football pitches; of which all provide secured community use.

The East Area provides 11 secured community use pitches and 1 unsecured community use pitch.

The West Central Area has no secured community use pitches and provides 4 unsecured community use pitches. The unsecured community use pitches are all at University College sites that allow a small amount of community use.

There are 19 sites across Cambridge that have football provision but do not make the football provision available to community use football teams.

The University Colleges football sites are used by the University Colleges teams. The University Colleges have their own League, the Cambridge University Football Association Football League. The League has a Premier Division and Five Leagues. In the 2014 – 2015 season the league had 73 teams participating and all games are played on Saturday mornings. Long Road Sixth College also participates in this League.

There are sufficient pitches to meet the demand of the League.

Education own 45% of the secured and unsecured community use football sites. Cambridge own 35% and the University Colleges 20%.

The Playing Pitch Strategy has identified that there are currently 130 football teams playing football in Cambridge. This includes Cambridge University College teams.

There are:

- **92 men's adult teams**
- **10 junior 11 v 11 boys teams**
- **7 junior 9 v 9 boys teams**
- **10 mini 7 v 7 teams**
- **1 women's adult teams**
- **3 junior 11 v 11 girls teams**
- **2 junior 9 v 9 girls team**
- **5 mini 5 v 5 teams**

The South Area has the highest concentration of 50 teams (College University teams 15 and Community teams 35), followed by the West Central Area 49 teams (College University teams 42 and Community Teams 7), then the East Area 16 teams (Community teams 16) and North Area 15 teams (University teams 3 and Community teams 12).

In addition to the above there are 5 University men's teams and 2 women's teams playing in the BUCs Leagues on Wednesday afternoon. **This takes the total number of teams across Cambridge to 137 teams.**

The football clubs in Cambridge providing the most teams are Cherry Hinton Lions 12 teams, followed by Cambridge Celts FC 10 teams, Chesterton Eagles 8 teams and Cambridge City Girls 7 teams. These are all youth teams wishing to expand and have their own football hubs for club development purposes.

DISPLACED / EXPORTED / IMPORTED DEMAND

Displaced demand is where City of Cambridge Teams would be accessing the use of pitches outside of the area. There are three teams that access pitches outside of the City of Cambridge area into South Cambridgeshire and 1 to East Cambridge. The general public do not recognise Local Authority boundaries when it comes to playing sport.

- **Cambridge Comets U8 play at Fen Ditton Recreation Ground 5 v 5 (South Cambs)**
- **Chesterton Eagles U12 teams play at Orchard Park 9 v 9 (South Cambs)**
- **Anglia Ruskin University football teams currently play at Girton Recreation Ground (South Cambs)**
- **Cambridge Women's FC and Reserves play in Ely (East Cambridge)**

There are 4 teams that come into the City of Cambridge from other Districts East Cambridge Burwell Rangers (2 teams) and South Cambridgeshire Fulbourn FC (2 teams).

SUMMARY OF KEY ISSUES TO ADDRESS

The key issues to address are:

1. **Future playing pitch demand to 2031 for senior adult, junior 11 v 11, 9 v 9, mini soccer 7 v 7 and 5 v 5 football as a result of latent and sports development demand, and an increase in population,**
2. **Use of University College football pitches by community football clubs and a provision of a strategic reserve.**
3. **Improvements need to be made to improve the ongoing maintenance of existing pitches and provision of changing rooms.**
4. **Provision of 3G rubber crumb pitches strategically placed to support football clubs across the LPAs particularly for training.**
5. **Need to ensure sustainability of junior clubs by providing long term security of playing facilities, allowing junior clubs to grow and develop and investigating and investing in multi pitch hub sites, where possible e.g. Abbey Leisure Centre.**

KEY PRIORITIES

Strategically the following priorities need to be put in place within the Action Plan:

1. **Protection of all community use and informal community use football pitches across City of Cambridge.**
2. **Ensure sustainability of junior clubs and investigating and investing in multi pitch hub sites with 3G rubber crumb pitches e.g. Abbey Leisure Centre.**
3. **To maximise the use of existing resources and to address future deficiencies in senior and junior football. This can be achieved through community use agreements at school sites and re marking of football pitches to accommodate different size football pitches.**
4. **It is essential to work towards the supply identified for 3G rubber crumb pitches. This would also assist in providing 9 v 9, 7 v 7 and 5 v 5 on central venue sites for the future as per FA Policy 2015.**
5. **Improve pitch quality and ancillary provision by:**
 - Seeking to provide changing accommodation at all adult football sites to include facilities for women and girls and as a minimum toilet provision at junior and mini football sites to include toilets for women and girls.
 - Address the drainage issues for all local authority sites.
 - Address the quality issues of on-going maintenance at Local Authority owned sites.
6. **The Local Authority to work with the FA to support clubs applying for funding, planning, undertaking asset transfer / management agreements where clubs are able to demonstrate long term development plans and have achieved the appropriate accreditations and provide player and sports development pathways.**
7. **Where possible use CIL or Section 106 developer contribution funding to develop (match fund) new playing pitch facilities and bring existing facilities up to the required FA and Sport England Guidance Standards for playing pitches and changing accommodation. This needs to be linked to ongoing maintenance to maintain pitch quality.**

The following are key actions for **football** and the site by site actions can be found in the site by site action plans.

NORTH AREA

There is an over supplyoversupply of adult 11 v 11 pitch. This can be remarked as a junior pitch that is required and the requirement for an extra 9 v 9 pitch can be met by placing this on a 3G rubber crumb pitch.

SOUTH AREA

The housing development at Clay Farm is providing:

- **One 3G rubber crumb pitch full size at the Secondary school that is suitable for football. The pitch will need to be registered with the FA to provide for junior games. This will support teams in the South West Area of the City**
- **The 3G pitch should become a central venue for 9 v 9 football and negate the need for 6 additional 9 v 9 grass pitches.**

The Clay Farm Development has also secured 4.58ha of playing pitch space. Pitch requirements are 2 adult football pitches with run offs (1.41ha) and 4 junior pitches with run offs (2.23ha), a total of 3.64ha. This will negate the deficit of senior and junior pitches. Full NGB compliant ancillary provision should be provided and car parking must meet with LPA standards.

EAST AREA

Coldhams Common (Abbey Leisure Centre) to remark 3 of its adult pitches to cater for junior 11 v 11 use.

Change Abbey Leisure Centre sand dressed pitch to a 3G rubber crumb pitch. This 3G rubber crumb pitch would support the needs of teams in Cambridge in the North East and East and support teams in South Cambridgeshire District in the North Area, but is dependent upon alternative provision of sand dressed pitches for Hockey.

WEST AND CENTRAL AREA

The North West development is already providing for 1 adult and 2 junior pitches and a 3G rubber crumb pitch with additional pitch space not yet decided.

There is an opportunity to create a football hub. In this instance it is best suited to provide an allocation of space for football pitches rather than state individual pitch types so the actual typology of football pitches can be flexible. The football hub should provide a 3G rubber crumb pitch with floodlights, 1 adult pitch and 2 junior pitches plus a flexible space of 2.41 Ha of grass football space. In addition, full NGB compliant ancillary provision should also be provided and car parking must meet LPA standards.

ARTIFICIAL GRASS PITCHES – 3G RUBBER CRUMB – CITY OF CAMBRIDGE AND SOUTH CAMBRIDGESHIRE DISTRICT COUNCIL

Football Clubs have confirmed that there are insufficient 3G rubber crumb pitches across the two LPAs for clubs to use as floodlit training venues midweek.

Through consultation with the Football Association, the Rugby Football Union and England Hockey the PPS has identified where additional 3G rubber crumb pitches and sand based/sand filled all weather pitches should be strategically located in the two LPAs in the future.

Any additional 3G rubber crumb pitches identified in the PPS are not a substitute for existing grass pitches but are there to enhance and provide additional facilities to meet the requirements of football clubs and those that wish to play socially or for fitness purposes in the evenings and at weekends and to meet the ever increasing needs of junior and mini soccer for competitive games at weekends. They also provide additional facilities when grass pitches are waterlogged.

The FA has requested that this study considers two calculations of number of teams per 3G rubber crumb pitch 45 teams and 56 teams. The lower figure relates to more rural areas and the higher figure relates to more built up areas.

The future requirements reflect the preferred options for provision of full size 3G rubber crumb facilities across the LPAs. These are:

CITY OF CAMBRIDGE 3G RUBBER CRUMB PITCHES

- **1 full size 3G - North West Cambridge Development. This pitch would support the needs of Cambridge and the North Area of South Cambridgeshire.**
- **Change Abbey Leisure Centre sand dressed pitch to a 3G rubber crumb. This pitch would support the needs of Cambridge in the North East and East and the North Area of South Cambridgeshire.**
- **Long Road Sixth Form College plan to build a new 3G rubber crumb pitch. This pitch should be supported as it will support the existing pitch at Netherhall Community Sports Hall.**
- **New 3G rubber crumb pitch full size at Trumpington School (Clay Farm Development) will cover the South West Area of Cambridge.**

SOUTH CAMBRIDGESHIRE 3G RUBBER CRUMB PITCHES

- **The south West Area of South Cambridgeshire would be covered by the planned 3G rubber crumb pitch at Cambourne and the existing pitch at Comberton Leisure Centre. If funding becomes available, the FA consider that it would be beneficial to change Bassingbourn Sports Centre artificial grass pitch to 3G rubber Crumb. England Hockey have no objection to this.**
- **The South East Area of South Cambridgeshire would be covered by the planned 3G rubber crumb full size pitch at the new Cambridge City Football Club ground in Sawston. This will also provide community use and support the existing Linton 3G rubber crumb pitch.**
- **The North Area of South Cambridgeshire would be supplied by Northstowe Phase 1 3G rubber crumb pitch that will be IRB compliant and Northstowe Phase 2 3G rubber crumb pitch. The FA also supports the development of a 3G rubber crumb pitch at Anglia Ruskin (Howe's Close) with a community use agreement in place. This facility will support the needs of both North Cambridge in Cambridge and South Cambridgeshire North area.**
- **If funding becomes available, the FA has identified a need for a 9 v 9 3G rubber crumb pitch along the A14 corridor Histon /Milton**

CRICKET

SUPPLY

There are 23 sites that provide cricket throughout Cambridge. Of these 23 cricket sites 11 sites offer use of their facilities to cricket clubs.

Of the 11 sites providing community cricket usage only 2 provide secured community use. The two facilities are Parkers Piece and Hills Road Sixth Form College.

Parkers Piece is in the ownership of the Local Authority and Hills Road Sixth Form College is in Education ownership.

DEMAND

There are eight community cricket clubs using cricket facilities across Cambridge. The eight cricket clubs provide a total of 27 teams playing

across Cambridge with peak time usage for seniors being on a Saturday Afternoon.

The following are key actions for **cricket** and the site by site actions can be found in the site by site action plans.

LATENT DEMAND AND POPULATION GROWTH

2 additional cricket pitches have already been agreed to be provided at Darwin Green 1 and NW University Development. These will provide facilities for population growth.

COMMUNITY USE

The key action is for the Local Authority to work towards cricket facilities being less reliable on the unsecured cricket sites at the University of Cambridge in the future.

The sites secured for community use cricket currently are:

- **Parkers Piece**
- **Hills Road Sixth Form College**

KEY ISSUES

The future demand identifies that there will be insufficient cricket pitches in 2031 that are in secured community use.

There is a need to address the quality issues of Parkers Piece the only Council cricket site.

KEY PRIORITIES

Strategically the following priorities need to be put in place within the Action Plan:

- 1. Protection of all secured and unsecured community use and education cricket pitches across the City of Cambridge. Consider additional sites for new cricket facilities.**
- 2. Improve pitch quality at Parkers Piece by:**
 - Working with the EWCB, Cambridgeshire Cricket to improve the maintenance of Parkers Piece.
- 3. The Local Authority to work with Cambridgeshire Cricket and City of Cambridge Cricket Clubs so that the implication of this strategy and action plans can be implemented and that there are clear routes of communication and all decisions are taken with a full understanding of needs and aspirations.**
- 4. Work with the EWCB and Cambridgeshire Cricket to support clubs applying for funding, and planning, particularly with clubs that can demonstrate long term development plans and have achieved the appropriate accreditations and provide player and sports development pathways.**
- 5. City of Cambridge Council to work with Cambridgeshire Cricket to identify potential sites if the University Colleges were to stop the current use of community cricket at their facilities.**
- 6. Where possible use CIL or Section 106 funding (match funding) to develop new playing pitch facilities and bring exiting facilities up to the required EWCB and Sport England Guidance Standards for playing pitches and changing accommodation.**

FUTURE PROVISION

- 1 cricket pitch Darwin Green 1 Development (this has been agreed).
- 1 cricket pitch NW University Development (this has been agreed) – The NW University Development should also provide a second cricket pitch

The LPA should consider additional cricket squares at Netherhall School and or Chesterton Community College.

Where possible formal Community Use Agreements should be put in place with cricket clubs and University Colleges.

Cambridge City Council should request that South Cambridgeshire District Council protect its existing cricket facilities that have secured

community use. If and when they are no longer used due to clubs folding, then they should be offered to City of Cambridge Cricket Clubs and or South Cambridgeshire District Council based cricket clubs to provide a secure community use facility.

RUGBY UNION

SUPPLY

The audit of Rugby Union pitches in Cambridge identifies that there are 2 club sites with 8 senior pitches, 2 of these are floodlit. Both club sites provide for secure community use currently. The two clubs are Cambridge Rugby Club and Cantabrigian Rugby Club,

There are rugby pitches on the University College Playing Fields. None of these are available for community use.

DEMAND

The Playing Pitch assessment has identified that there are currently 2 rugby clubs playing rugby union within Cambridge and these clubs provide 42 teams. There are:

- **7 men's adult teams**
- **0 Ladies Teams**
- **5 junior teams**
- **6 mini/midi teams**

SUMMARY OF KEY ISSUES TO ADDRESS

The following is the key action for **rugby** and the site by site actions can be found in the site by site action plans.

The key issues to address are:

- **There is an option to use underplay of pitches at Cambridge Rugby Club at weekends to provide floodlights for these pitches to be used for training purposes midweek. This would provide a medium term solution whilst providing for improvements to changing rooms and then an IRB compliant 3G rubber crumb pitch.**

- **Future consideration of a 3G rubber crumb pitch IRB compliant at Cambridge Rugby Club to assist with training and match day games in the future.**
- **Improvements need to be made to the changing rooms at Cambridge Rugby Club and the Cantabrigians would like to expand their clubhouse.**
- **Improvements to drainage will improve playing and training capacity**
- **Ensure clubs have access to high quality floodlit pitches to facilitate training and match play mid-week throughout the season**
- **Development of women and girls rugby needs to be addressed**

KEY PRIORITIES

Strategically the following priorities need to be put in place within the Action Plan:

- 1 Protection of all community use rugby pitches across the City of Cambridge.**
- 2 Cantabrigian's Rugby Club lease and agreement to use the rugby pitches at Hills Road Sixth Form College needs to be safeguarded or alternative facilities will need to be found in the future.**
- 3 Ensure all teams are playing on the right size pitches.**
- 4 Improve pitch quality and ancillary provision by:**
 - Over time address the drainage issues for all clubs to assist with current capacity issues
 - Ensure over time that all clubs have two floodlit pitches
 - Address the quality issues that clubs have with ancillary facilities such as changing room's and club houses.
 - In the long term provide a 3G Rubber Crumb pitch that is IRB compliant at the City of Cambridge Rugby Club.
- 5 The Local Authority to work with the RFU to support clubs applying for funding, and planning, with clubs that are able to**

demonstrate long term development plans and have achieved the appropriate accreditations and provide player and sports development pathways. The Local Authority and the RFU to discuss the development of women and girls rugby.

Where possible use CIL or Section 106 funding to develop (match funding) new playing pitch facilities and bring exiting facilities up to the required RFU and Sport England Guidance Standards for playing pitches, clubhouse and changing accommodation

A 3G rubber crumb artificial pitch should be considered for Cambridge Rugby Club in the future. This would assist the club with its flooding issues of pitches and ensure that training requirements could be met at the home ground.

HOCKEY CITY OF CAMBRIDGE AND SOUTH CAMBRIDGESHIRE DISTRICT COUNCIL

SUPPLY

Across Cambridge and South Cambridgeshire District Council there are 12 sand based artificial grass pitches (AGP), full size that could be used for Hockey. There are 10 sand dressed AGPs in Cambridge and 2 in South Cambridgeshire. Of the 12 AGPs 8 have floodlights. This means that these 8 AGPs can be used for midweek training and late afternoon weekend games in the hockey season when it is dark.

Of the 8 that can be used for hockey, there is only one sand dressed AGP, which can be used in South Cambridgeshire and this is at Bassingbourn Sports Centre. The second AGP in South Cambridgeshire, at Bassingbourn Barracks, is a sand dressed AGP, and is now closed for community use.

The Bassingbourn Sports Centre AGP has no hockey club usage. The FA has requested that if funds become available, that the pitch surface at Bassingbourn Sports Centre is resurfaced as a 3G rubber crumb pitch. England Hockey does not object to this request.

There are no hockey clubs in South Cambridgeshire. Demand for hockey from South Cambridgeshire and Cambridge is all provided for within Cambridge.

England Hockey have been very clear about the development of hockey and the pitch requirements of the National Governing Body, going forward to 2031 within Cambridge and South Cambridgeshire. All hockey provision in the future to 2031 is required to be developed in Cambridge and close to its borders.

The remaining sand based artificial grass pitches within Cambridge are mainly owned by independent schools, University Colleges or the University, with the exception of sand based artificial pitches at Coldhams Common (Abbey Leisure Centre) and Long Road Sixth Form College.

Strategically the following priorities need to be put in place within the Action Plan for Hockey:

- 1. Protection of all community use artificial hockey pitches across Cambridge and South Cambridgeshire District Council.**
- 2. Ensure hockey continues to have primary use for mid-week training and match slots at weekends when required.**
- 3. Ensure that plans are in place to maintain AGP quality in the long term across all City of Cambridge and South Cambridgeshire District Council Hockey AGPs and that sink funds are in place to replace carpets and refurbish pitches.**
- 4. The Local Authority to work with England Hockey, Cambridge University, Anglia Ruskin University and the hockey clubs to develop 3 AGPS [two new] at Wilberforce Road and 1 new AGP at Howes Close.**

The following is the key actions for **hockey** and the site by site actions can be found in the site by site action plans.

The Playing Pitch Strategy supports the proposal to provide 3 Artificial Grass Pitch hockey facilities at the Cambridge University, Wilberforce Road Sports Ground. This would provide for 12 match slots on a Saturday.

The Playing Pitch Strategy also supports the proposal for a new hockey Artificial Grass Pitch facility at Howes Close for the Anglia Ruskin University which must also provide a community use agreement. This would provide for a further 4 match slots.

With the Long Road Sixth Form College existing artificial grass pitch providing 4 match slots on a Saturday, Wilberforce road 12 match slots and Howes Close 4 match slots. This allows for a total of 20 match slots. This is sufficient match slot provision for Hockey up to 2031 and would cater for the training needs and requirements of club hockey across Cambridge and South Cambridgeshire District.

SOUTH CAMBRIDGESHIRE DISTRICT COUNCIL - PLAYING PITCH STRATEGY

FOOTBALL

SUPPLY

There are 71 individual sites that could offer football pitches across South Cambridgeshire District Council. 56 sites offer secured community use and 15 unsecured community use football sites. In addition to this there are a further 5 sites that do not have any community use and are not available for community hire but could provide football use.

153 grass football pitches offer secured community use with 55 grass pitches classed as unsecured community use.

There are 83 adult pitches, 70 adult pitches are in secured community use and 13 offer unsecured community use. There are 14 junior 11 v 11 pitches of which 6 offer secured community use and 8 offer unsecured community use. There are 32 junior 9 v 9 pitches, of which 24 offer secured community use and 8 offer unsecured community use. There are 62 mini soccer 7 v 7 pitches, 44 offer secured community use and 18 offer unsecured community use. There are 17 mini soccer 5 v 5 pitches of which 9 offer secured community use and 8 offer unsecured community use.

The Playing Pitch Strategy has divided South Cambridge District Council into three sub areas at the request of the PPS Steering Group. These are:

- **North Area** – Milton, Waterbeach, Orchard Park, Girton, Impington, Landbeach, Histon, Cottenham, Oakington and Westwick, Dry Drayton, Bar Hill, Longstanton, Rampton, Willingham, Over, Swavesey, Lolworth, Childersley, Knapwell, Boxworth, Fen Drayton, Covington, Elsworth, Papworth Everard, Papworth St Agnes and Graveley.
- **South East Area** – Horningsea, Fen Ditton, Teversham, Stow Cum Quy, Little Wilbraham, Great Wilbraham, Fulbourn, Carlton, Weston Coleville, West Wrating, Balsham, West Wickham, Great Shelford, Little Shelford, Stapleford, Brabraham, Little Abbington, Great Abbington, Hildersham, Linton, Horseheath, Bartlow, Shudy Camps, Castle Camps, Newton, Sawston, Pampisford, Hinxton, Ickleton, Duxford, Thriplow and Whittlesford.
- **South West Area** – Madingley, Coton, Grantchester, Haslingfield, Hauxton, Harston, Foxton, Fowlmere, Heydon, Great and Little Chishill, Melbourn, Shepreth, Barrington, Harlton, Little Eversden, Comberton, Hardwick, Toft, Great Eversden, Orwell, Meldreth, Bassingborn Cum Kneesworth, Whaddon, Wimpole, Kingston, Caldecote, Cambourne, Caxton, Eltisley, Croxton, Bourn, Longstowe, Great Gransden, Gamlingay, Hatley, Arrington, Croydon, Tadlow, Shingay Cum Wendy, Abbington Pigotts, Litlington, Steeple Morden and Guilden Morden.

The North Area has the highest concentration of pitches used by football clubs 93 pitches. 63 of the 93 are in secured community Use and 30 pitches are in unsecured community use.

The South West Area provides for 60 football pitches of which 47 pitches provide secured community use and 13 provide unsecured community use. The South East Area provides for 55 football pitches. 43 of the 55 pitches offer secured community use and 12 pitches offer unsecured

community use.

Parish Councils own 69% of the secured and unsecured community use football sites. Education facilities own 18.30%. Cambridge own 1 facility as do South Cambridgeshire District Council.

PLAYING PITCH CAPACITY

The quality assessment of pitches assists with the identification of how many games a pitch can be played on per week.

This then informs us of the playing capacity of each football pitch by typology.

- **North Area:** In the North Area there is capacity for more games to be played on adult pitches (52 games), junior 11 v 11 (6 games), junior 9 v 9 (17 games), mini soccer 7 v 7 (117 games) and mini soccer 5 v 5 (23 games).
- **South East Area:** There is currently under play on all pitch typologies in the South East Area. Adult pitches (24 games), Junior 11 v 11 pitches (1.5 games), Junior 9 v 9 pitches (16 games), Mini soccer 7 v 7 pitches (48 games), and Mini soccer 5 v 5 pitches (3 games).
- **South West Area:** The South West Area is currently under play on all pitch typologies. Adult pitches (31 games), Junior 11 v 11 pitches (4.5 games), Junior 9 v 9 pitches (7 games), Mini soccer 7 v 7 pitches (41 games), and Mini soccer 5 v 5 pitches (31 games).

DEMAND

The audit of demand for this assessment has been undertaken using club survey returns, league information and information provided by the Cambridgeshire FA. The audit has been agreed with the FA representatives on the PPS Steering Group. The Playing Pitch Strategy has identified that there are currently 354 football teams playing football in South Cambridgeshire. There are:

- **124 men's adult teams**
- **6 women's adult teams**
- **43 junior 11 v 11 boys teams**
- **7 junior 11 v 11 girls teams**
- **72 junior 9 v 9 boys teams**
- **2 junior 9 v 9 girls team**
- **84 mini 7 v 7 teams**
- **16 mini 5 v 5 teams**

The teams playing football across South Cambridgeshire are shown by Sub Area:

- **North Area: Currently provides for 150 teams**
- **South East Area: Currently provides for 108 teams**
- **South West Area: Currently provides for 98 teams**

The football clubs in South Cambridgeshire providing the most teams are:

- **Histon Hornets 28 teams**
- **Linton Aztecs 15 teams**
- **Sparton Swavesey and Comberton Crusaders 14 teams**
- **Milton Colts, Cottenham United and Shelford and Stapleford Strikers FC 13 teams**

43 clubs provide or have 1 team only.

DISPLACED / EXPORTED / IMPORTED DEMAND

Displaced demand is where South Cambridgeshire teams would be accessing the use of pitches outside of the area. There are 2 teams that access pitches outside of the South Cambridgeshire District Council area into the City of Cambridge. The residents of the Greater Cambridge area do not recognise Local Authority boundaries when it comes to playing sport. The teams that play come from the City of Cambridge and play in South Cambridgeshire are shown below.

- **Cambridge Comets U8 play at Fen Ditton Recreation Ground 5 v 5 (South Cambs)**
- **Chesterton Eagles U12 teams play at Orchard Park 9 v 9 (South Cambs)**
- **Anglia Ruskin University football teams play at Girton Recreation Ground (South Cambs)**

Fulbourn FC (2 teams) use the City of Cambridge football pitches for competitive games. These are known as exported teams from South Cambridgeshire

SUMMARY OF KEY ISSUES TO ADDRESS

The following are key actions for **football** and the site by site actions can be found in the site by site action plans.

The key issues to address are:

- 1. Future playing pitch demand to 2031 for senior adult, junior 11 v 11, 9 v 9, mini soccer 7 v 7 and 5 v 5 football as a result of latent demand, and an increase in population and provision of a strategic reserve.**
- 2. Improvements need to be made to improve the drainage of pitches of existing pitches and provision of improved/better changing rooms.**
- 3. Provision of 3G rubber crumb pitches strategically placed to support football clubs across the City of Cambridge and South Cambridgeshire**
- 4. Need to ensure sustainability of junior clubs by providing long term security of playing facilities, allowing junior clubs to grow and develop and investigating and investing in multi pitch hub sites, where possible e.g. the new Northstowe Playing Pitches.**
- 5. Need to have community use agreements in place to provide secure community use of education playing pitches.**

KEY PRIORITIES

Strategically the following priorities need to be put in place within the Action Plan:

- 1. Protection of all community use and informal community use football pitches across South Cambridgeshire District Council.**
- 2. To maximise the use of existing resources and to address future deficiencies in senior and junior football. This can be achieved through community use agreements at school sites and re marking of football pitches to accommodate different size football**

pitches and the use of AGPs as central venue sites for 9 v 9, 7 v 7 and 5 v 5 pitches.

- 3. It is essential to work towards the supply identified for 3G rubber crumb pitches. This would also assist in providing 9 v 9, 7 v 7 and 5 v 5 on central venue sites for the future as per FA Policy 2015.**
- 4. Improve pitch quality and ancillary provision by:**
 - Seeking to provide improved changing accommodation at sites identified within the PPS.
 - Seek to address the drainage issues for Parish Council sites through Section 106 or CIL funding at sites identified through the PPS. This may also be used as partnership funding for other grants.
 - Seek to address dog fouling issue at publicly open sites.
- 5. South Cambridgeshire District Council to work with the FA to support clubs applying for funding, planning, undertaking asset transfer / management agreements where clubs are able to demonstrate long term development plans and have achieved the appropriate accreditations and provide player and sports development pathways.**
- 6. Where possible use CIL or Section 106 funding to develop (match fund) new playing pitch facilities and bring existing facilities up to the required FA and Sport England Guidance Standards for playing pitches and changing accommodation. This needs to be linked to ongoing maintenance to maintain pitch quality.**

NORTH AREA:

When considering secured and unsecured community use football pitches the under supply of junior pitches and junior 9 v 9 pitches can be met by the re marking of 7 adult pitches.

REMOVAL OF UNSECURED COMMUNITY USE PITCHES FROM THE SUPPLY OF FOOTBALL PITCHES

When removing unsecured community use pitches from the supply of football pitches in the North Area, the remaining over supply of 14 adult pitches can provide for 9 junior 11 v 11 pitches and the 10 9 v 9 pitches (2 9 v 9 for 1 adult pitch). There would still be a deficit to be found of:

- **3 mini soccer 7 v 7 pitches and 2 mini soccer 5 v 5 pitches.**

This identifies the need to have in place formal community use agreements with education sites across South Cambridgeshire District Council and to ensure the number of current pitches are maintained in case they are required as replacement for the unsecured pitches in the future.

POPULATION GROWTH

Agreement has been reached on pitches to be provided at Northstowe

4 adult pitches, 6 junior 11 v 11 pitches, 6 mini soccer 7 v 7 pitches and 2 3G rubber crumb pitches.

The latest housing trajectory anticipates 1000 homes at Darwin Green 2, 2050 homes at Waterbeach by 2031. By applying an appropriate population estimate pitch provision has been identified for the purposes of this strategy. As Waterbeach New Town is of a similar scale to Northstowe 2.57 people per dwelling multiplier has been used at this stage as a proxy this is based on the population per dwelling multiplier that was applied at Northstowe which was identified following consideration of the demographics and dwelling mix of the new town. For Darwin Green 2 2.3 persons per dwelling has been applied based on assumption used for the Darwin Green 1 site in Cambridge. This will need to be reviewed through the planning application process, when further detail regarding the new settlement becomes available.

The Northstowe development will be providing 2 3G artificial grass pitches and these 3G pitches will pick up the deficit of the 3 adult grass pitches and the 6 9 v 9 junior pitches.

SOUTH EAST AREA

When considering secured and unsecured community use football pitches the under supply of junior pitches and a junior 9 v 9 pitch can be met by re marking 5 adult pitches.

REMOVAL OF UNSECURED COMMUNITY USE PITCHES FROM THE SUPPLY OF FOOTBALL PITCHES

When removing unsecured community use pitches from the supply of football pitches in the South East Area, the remaining over supply of 3 adult pitches can provide for the 3 junior 11 v 11 pitches.

There would still be a deficit to be found of:

- **1 junior 11 v 11 pitch, 1 9 v 9 pitches, and 7 mini soccer 7 v 7 pitches.**

This identifies the need to have in place formal community use agreements with education sites across South Cambridgeshire District Council.

POPULATION GROWTH

Provision for development areas in the South East Area have population projections included until 2031. A number of major developments have potential to deliver additional pitches. The playing pitches have been suggested by using the FA Housing Calculator. These have been suggested by using the FA Housing Calculator for 540 homes at Sawston and 1300 homes at Wing and applying a population estimate of 2.76 per household.

There will still be a shortfall of 1 junior pitch, 2 9 v 9 junior pitches and 2 mini soccer 7 v 7 pitches. The new development of a 3G pitch at Cambridge City Football Club will meet the requirements of these pitches.

SOUTH WEST AREA

When considering secured and unsecured community use football pitches the under supply of junior pitches, junior 9 v 9 pitches and a mini soccer 7 v 7 pitch can be met by the re marking of 5 adult pitches.

REMOVAL OF UNSECURED COMMUNITY USE PITCHES FROM THE SUPPLY OF FOOTBALL PITCHES

When removing unsecured community use pitches from the supply of football pitches in the South West Area, the remaining over supply of 6 Adult pitches can be remarked to provide for the 6 junior 11 v 11 pitches and 3 more adult pitches can be re marked to provide for the 5 junior 9 v 9 pitches (1 adult pitch equates to 2 junior 9 v 9 pitches).

An adult pitch can be reconfigured to provide for a mini soccer 7 v 7 pitch. There are sufficient pitches in the South West Area to meet the needs of football if the unsecured community use pitches were withdrawn from use.

POPULATION GROWTH

Provision for development areas in the South West Area have population projections included until 2031. A number of major developments have potential to deliver additional pitches. The FA Housing Calculator has been used to project the number of pitches required. For Cambourne West and Bourn Airfield a population estimate of 2.7 per household (based on the Bourn Ward in the 2011 census)

There will still be a shortfall of 2 adult pitches. This will be covered by a S106 agreement to provide an adult football pitch at Toft and the new 3rd generation artificial pitch at Cambourne.

CRICKET

SUPPLY

The audit of cricket pitches in South Cambridgeshire identifies that there are 53 sites that provide cricket throughout South Cambridgeshire.

There are additional sites that could be brought back into use for cricket in the future. These are:

- **London Road, Six Mile Bottom (6 pitches)**
- **Buff Lane, Hatley St George (6 pitches)**
- **Papwoth Everard (10 pitches)**
- **Hauxton Parish Council – disused industrial sports club**
- **Stapleford Cricket club have played some friendlies in 2015. The ground is well maintained and along with Whadon Recreation Ground and Waterbeach Recreation Ground cricket facilities should be used in future as overflow pitches for neighbouring growing clubs where facilities are restricted for Saturday teams to grow**

Of the 53 sites providing community cricket club usage, 49 provide secured community use and 4 provide unsecured community use.

The North Area has 15 cricket squares 1 is unsecured community use at Girton College where there are 6 grass pitches. There are 2 other unsecured sites in the north Area, Swavesey Recreation Green and Cottenham District Sports Centre. Both sites have non-turf pitches with no community use identified. There are 14 secured community use sites providing 100 grass pitches.

The South West Area has 19 cricket squares all in secured community use. The 19 squares provide 157 grass pitches and 5 non-turf pitches.

The South East Area has 18 cricket squares providing 151 grass pitches.

The 19 squares are in secured community use.

There are 3 non-turf pitches. 1 non-turf pitch provides unsecured community use at Linton Community Sports Centre.

The non-turf pitch is used by Linton Junior cricket club.

DEMAND

There are 46 community cricket clubs using cricket facilities across South Cambridgeshire. Cambridge NCI and Cambridge Granta Cricket Clubs, which are City of Cambridge based clubs export some of their junior teams to play at Brabraham Recreation Ground, Girton Recreation Ground and Eversden Recreation Ground.

The South Cambridgeshire cricket clubs provide a total of 96 men's teams and 58 junior cricket teams playing across South Cambridgeshire.

The peak time usage for senior men's teams is Saturday Afternoon

KEY ISSUES

The future demand identifies that there will be insufficient cricket pitches in 2031 that are in secured community use.

There is a need to address the quality issues of facilities particularly pavilions and changing facilities.

KEY PRIORITIES

Strategically the following priorities need to be put in place within the Action Plan:

- 1. Address the issue of insufficient pitches for cricket across South Cambridgeshire**
- 2. Protection of all secured and unsecured community use and education cricket pitches across South Cambridgeshire.**
- 3. Improve pavilion and ancillary facilities where required in the action plan by:**
 - Work with the EWCB, and Cambridgeshire Cricket to improve the ancillary cricket facilities across South Cambridgeshire.

4. **The Local Authority to work with Cambridgeshire Cricket and City of Cambridge Cricket Clubs so that the implication of this strategy and action plans can be implemented and that there are clear routes of communication and all decisions are taken with a full understanding of needs and aspirations.**
5. **Work with the EWCB and Cambridgeshire Cricket to support clubs applying for funding, and planning, particularly with clubs that can demonstrate long term development plans and have achieved the appropriate accreditations and provide player and sports development pathways.**
6. **Where possible use CIL or Section 106 funding (match funding) to develop new playing pitch facilities and bring existing facilities up to the required EWCB and Sport England Guidance Standards for playing pitches and changing accommodation.**

The following are key actions for **cricket** and the site by site actions can be found in the site by site action plans.

| NORTH AREA | |
|--|--|
| LATENT DEMAND | FUTURE POPULATION GROWTH |
| <p>There is currently underplay of 48 cricket games in the North Area.</p> <p>There is latent demand for 117 adult cricket games and 48 junior cricket games = 165 game.</p> <p>There are currently 2 squares not used Papworth Everard (10 pitches) and Waterbeach (9 pitches). These 2 squares can provide 95 games.</p> <p>This leaves 22 games to be found from underplay of 48 games in the North Area.</p> | <p>The future population team generation rates show a need for an additional 117 adult games and 56 junior games.</p> <p>The Northstowe development will provide an 8 pitch square with a non-turf wicket.</p> <p>There is still a requirement for a further 2 grass cricket squares with 8 pitches on each. It is suggested that one of these squares is provided at Longstanton and a second square as part of the Waterbeach Development.</p> |
| SOUTH WEST AREA | |
| LATENT DEMAND | FUTURE POPULATION GROWTH |
| <p>The latent demand is for 65 adult games and 12 junior games There</p> | <p>The demand from team generation rates is for an additional 134</p> |

is under supply currently of 250 games currently and this will take the under play down to 173 games. The clubs with identified latent demand have sufficient pitch supply to meet the latent demand. The exception to this would be Cambourne CC. Cambourne CC will require additional pitch space elsewhere.

games.

An 8 pitch grass square can accommodate 40 games. On this basis there would be a need for 3 cricket squares and a non-turf pitch.

The developments in West Cambourne and Bourn should provide an 8 pitch square each. Hauxton Parish Council are developing an old industrial sports club ground that will provide 1 cricket square.

SOUTH EAST AREA

LATENT DEMAND

The latent demand is for 51 games.

There is currently underplay of 146 games. The clubs that have identified latent demand have sufficient capacity to meet the needs of the new teams. The exception being Fulbourn Institute CC that will require additional pitches elsewhere. This could be Stapleford Recreation Ground which is being used as an overflow pitch for clubs with 3rd and 4th teams on a Saturday.

FUTURE POPULATION GROWTH

Team generation rates identify an additional need for 77 games.

Working on the basis of 8 pitches per cricket square there is a need for 2 additional squares.

There is a disused cricket site at London Road Six Mile Bottom that could be brought back into use. The site would provide 30 games. This leaves 47 games. Enhancements to the quality of facilities at Stow Cum Quy Recreation Ground and Balsham Recreation Ground would provide the remaining 47 games required using existing under play. Off-site payments should be used to bring these grounds up to standard.

RUGBY UNION

SUPPLY

The audit of Rugby Union pitches in South Cambridgeshire District Council identifies that there are 4 rugby club sites in South Cambridgeshire.

There are 2 rugby club sites in the South East Area. One of these is Shelford Rugby Club. The club has 4 senior pitches and a mini midi pitch, 2 of the senior pitches are floodlit.

The second rugby club in the South East Area of South Cambridgeshire is Sawston Rugby Club there are 2 rugby pitches on the Sawston Village School Field. The club lease the pitches from the school and the lease has 10 years to run. There are no floodlights and all training takes place away from the pitches.

The South West Area is home to Cambourne Exiles Rugby Club who have 1 pitch at Back Lane, Cambourne.

The pitch is not floodlit; however, the club does use portable floodlights on occasions but also train on a floodlit ATP elsewhere.

The North Area is home to Cottenham Renegades Rugby Club. There is 1 rugby pitch at Cottenham and District Sports Centre (Village School).

The club has no floodlights and trains at King George V Playing Fields (Cottenham Recreation Ground) on Wednesday evenings and the clubs junior section Rascals Youth U14 use the training ground on Wednesday evenings as well.

DEMAND

The Playing Pitch assessment has identified that there are currently 4 rugby clubs playing rugby union within Cambridge and these clubs provide 23 teams.

The total numbers of teams are:

- **8 men's adult teams**
- **1 women's Team**
- **7 junior teams**
- **7 mini/midi teams**

SUMMARY OF KEY ISSUES TO ADDRESS

The key issues to address are:

- **Future consideration of a 3G rubber crumb pitch IRB compliant at Shelford Rugby Club to negate the 7.75 overplay on mid-week training pitch equivalents.**
- **Improvements to drainage will improve playing and training capacity**
- **Ensure clubs have access to high quality floodlit pitches to facilitate training and match play mid-week throughout the season**

KEY PRIORITIES

Strategically the following priorities need to be put in place within the Action Plan:

- 1 Protection of all community use rugby pitches across South Cambridgeshire District Council.**
- 2 If required assist Sawston Rugby Club in the negotiations to renew its lease of the rugby pitches at Sawston Village College.**
- 3 Ensure all teams are playing on the right size pitches.**
- 4 Develop rugby at the new Northstowe AGP and grass pitch when the pitches are delivered. Renegades RFU are recommended as the anchor club for this facility this would resolve clubs security of tenure issue and also that there will be an expected growth in membership. There is also a need in surrounding Council areas with clubs on sites that have training under supply that would likely wish to gain use of the 3G pitch.**
- 5 Improve pitch quality and ancillary provision by:**
 - Working with the RFU and club to provide a 3G Rubber Crumb pitch that is IRB compliant at Shelford Rugby Club. A 3G pitch could serve a number of rugby clubs locally to address midweek under supply if cooperation can be achieved and a timetable conducive to all parties agreed e.g. Sawston, Cambridge Rugby Club and Cantabrigians Rugby Club.
- 6 South Cambridgeshire District Council to work with the RFU to support clubs applying for funding, and planning, with clubs that**

are able to demonstrate long term development plans and have achieved the appropriate accreditations and provide player and sports development pathways.

- 7 Where possible off site contributions for any further housing developments are the preferred option for rugby. This ensures improvement and sustainability of existing clubs and at the same time providing for new members from new housing development. Use of CIL or Section 106 funding to develop (match funding) and bring exiting facilities up to the required RFU and Sport England Guidance Standards for playing pitches, clubhouse and changing accommodation.**

The following are key actions for **rugby** and the site by site actions can be found in the site by site action plans.

NORTH AREA

A full size adult grass rugby pitch and 3G rubber crumb pitch IRB compliant is being provided as part of the Northstowe Phase 1 development.

The grass rugby pitch should be adjacent to the 3G rubber crumb pitch. These 2 pitches will meet the needs of rugby in the North Area. Renegades Rugby Club will become the anchor rugby club at the Northstowe Rugby AGP.

With future developments in Waterbeach Post 2031 any identified facilities should be used to provide Off-site funding to improve and upgrade the nearest existing rugby club facilities to cater for new members from the growth of the population through new development.

SOUTH EAST AREA

There are currently sufficient rugby pitches for match play in the South West Area - 4 pitch equivalents to meet future latent and population demand.

There is a requirement to support the development of a 3G rubber crumb IRB compliant pitch at Shelford Rugby Club to negate the training match equivalent over play. Off-site funding should be used to upgrade the nearest existing rugby club facilities in the future to provide sustainability for existing clubs and attract new members from new housing development.

SOUTH WEST AREA

Off-site funding should be used to upgrade the nearest existing rugby club facilities in the future to provide sustainability for existing clubs and

attract new members from new housing development.

STRATEGY FRAMEWORK AND ACTION PLAN FOR FUTURE DELIVERY OF PLAYING PITCH PROVISION

The strategy framework focuses on the following three principles:

- **PROTECT:** The strategy seeks to make sure that the right amount of playing pitches and ancillary facilities of the right quality are in the right place. It promotes the protection of existing provision and recognises the benefits of multi pitch sites.
- **ENHANCE:** Key partners such as Cambridge City Council and South Cambridgeshire District Council, Cambridge County Council Education, local schools, Private and Voluntary Sports Clubs, and NGBs must work together to maximise the full potential of playing pitch assets and the long term sustainability of these assets and recognise that an improvement in quality and ongoing maintenance can have an impact on the capacity of use.
- **PROVIDE:** In times of public sector austerity, investment needs to be directed at sites which will provide the best impact and highest increase in participation. It is the policy of Cambridge City Council and South Cambridgeshire District Council to support projects and sports clubs that are able to demonstrate sustainable long term development, increase participation and support those clubs that have achieved the appropriate accreditations e.g. Clubmark and or Charter Standard and provide player and sports development pathways.

1. INTRODUCTION, ROLE, RATIONALE AND SCOPE

INTRODUCTION

- 1.1. Cambridge City Council (the City Council) and South Cambridgeshire District Council (SCDC) have commissioned a Playing Pitch Strategy (PPS), which has been developed for grass and all weather pitches covering both local authority areas.
- 1.2. This document along with the Indoor Facilities Strategy commissioned in 2015 will guide future provision and management of sports pitches, built facilities and community use services to serve existing and new communities in the City and South Cambridgeshire – these two areas known as the Greater Cambridge area. In line with the Government’s National Planning Policy Framework, the strategies set out to assess existing built facilities, the future need for sport and active recreation facilities, and opportunities for new provision.

Page 69

‘Access to high quality open spaces and opportunities for sport and recreation can make an important contribution to the health and well-being of communities. Planning policies should be based on robust and up-to-date assessments of the needs for open space, sports and recreation facilities and opportunities for new provision. The assessments should identify specific needs and quantitative or qualitative deficits or surpluses of open space, sports and recreational facilities in the local area. Information gained from the assessments should be used to determine what open space, sports and recreational provision is required’

(Source: NPPF 2012 Paragraph 73)

Additionally, paragraph 74 of the NPPF emphasises that existing open space, sports and recreational facilities and land, including playing fields, should not be built on unless:

- **An assessment has been undertaken which has clearly shown the open space, buildings or land to be surplus to requirements; or**
- **Any loss would be replaced by equivalent or better provision in terms of quantity and quality in a suitable location; or**
- **The development is for alternative recreation or open space facilities, the need for which clearly outweighs the loss.**

(Source: NPPF 2012 Paragraph 74)

- 1.3. The national policy context is summarised in Appendix 1, National Level. The key context factors for both the City and South Cambridgeshire are:

- **The requirements of the 2012 NPPF and specifically paragraphs 73 and 74**
 - **The need to address planned population planned population growth in each area and the sub-region as a whole**
 - **The growing focus on improving health and well-being at national level, as a result of identified and increasing levels of obesity and inactivity, and the need to plan opportunities for more active lifestyles (sport and physical activity) into new and existing communities**
 - **The new Government Sports Strategy which prioritises both informal and formal participation opportunities and the need to provide participation opportunities for both**
 - **The new Sport England Strategy which identifies the need for increased participation opportunities, and therefore the need to invest in both formal and informal facilities**
 - **The fact that both the City of Cambridge and South Cambridgeshire District are generally affluent areas (although there are very specific areas of deprivation e.g. north and east of the City of Cambridge, and in other areas of higher urban density), and therefore communities are more likely to participate in sport and physical activity, which results in high demand for provision of facilities**
 - **The growing interest in recreational cycling, running and walking**
 - **The priority to increase participation levels areas of deprivation to contribute to improved community health, and reduce known health inequalities**
- 1.4. The development of the Playing Pitch Strategy will help to plan effectively for future sports facility provision, to plan effectively for current and future need, population growth and increased participation in the Greater Cambridge area.
- 1.5. Implementing a planned approach to future provision of playing pitch facilities in the Greater Cambridge area over the medium term, will help ensure that the residents in this area will access high quality facilities, helping communities improve their health and remain cohesive. Where the Councils and other bodies provide facilities, it is critical that they are as efficient and effective as possible due to continuing financial pressures.
- 1.6. The Playing Pitch Strategy will also provide evidence to support funding bids from National Sports bodies like Sport England and National Governing Bodies (NGB's) of sport, whilst also supporting requests for developer contributions towards development of sports facilities. Additionally, the strategies will help focus internal revenue and capital spending in the medium term.

AIMS OF DEVELOPING THE PLAYING PITCH STRATEGY

1.7. The aim of developing the Playing Pitch Strategy is to:

- **Inform the nature and quantity of future playing pitch provision required in the Cambridge City Council and South Cambridgeshire District Council Local Planning Authorities (LPAs) given the anticipated population growth in the area**
- **Identify where, and how opportunities exist in the Greater Cambridge area to develop playing pitches.**
- **Ensure that the current and future demand for playing pitch facilities are planned for holistically and that the needs of the current and growing population of the Greater Cambridge area can be fully met including those in the new settlements planned within the area.**
- **Where appropriate secure more community use in existing non-council owned facilities and new facilities through planning conditions.**
- **Take into consideration the contribution the Local Authorities sports facilities offer neighbouring authorities and the wider region and catchments in planning for the future.**
- **Provide evidence to support funding bids from National Sports bodies like Sport England, and support requests for contributions from Section 106 Planning Obligations and or the Community Infrastructure Levy (CIL).**

RATIONALE FOR DEVELOPING A PLAYING PITCH STRATEGY

- 1.8. The two Local Authorities wish to understand both the needs of their playing pitch and playing pitch ancillary facilities portfolio, and future need for provision, driven by increased population, and identification of any gaps in the existing facility network.
- 1.9. The nature of the two areas, with South Cambridgeshire completing encircling the City, means that the geographical location of provision is crucial to facilitating and encouraging participation, given the impact of accessibility.
- 1.10. The development of this new Playing Pitch Strategy (PPS) will enable the two local authorities to shape their future playing pitch facilities offer; this may comprise direct provision and that undertaken with partners in the education, university, parish councils, voluntary, community and private sectors. Implementing a planned approach to future provision of sport and physical activity facilities in the local authorities over the medium term, will ensure that both local authorities' communities have access to high quality facilities, helping communities improve their health and remain cohesive. Where the local authorities and other bodies provide facilities, it is critical that they are as efficient and effective as possible due to continuing financial pressures. Provision through new development, section 106 developer contribution funding and Community Infrastructure Levy funding can be used to assist with new provision and improvements to playing pitches and ancillary facilities when these funds can be obtained and secured.
- 1.11. The majority of the playing pitches in South Cambridgeshire District Council are provided and maintained by Parish Councils, and many sites have the dual role of providing invaluable green space within the villages in the district. It is recognised by SCDC that Parish Councils play an invaluable role in providing and maintaining these pitches. SCDC will continue to work closely with its Parish Councils to ensure the future of these pitches and their related facilities especially where the PPS requires individual site action plans.

- 1.12. There is a need to protect and safeguard existing grass pitches. It is a known fact that the local authorities' finances are being considerably reduced. With a possible reduction in budgets this may have an impact on the quality and frequency of maintenance of existing grass pitches in the future particularly within Cambridge. It is paramount that this financial risk is understood and if there is a reduction in maintenance and the quality of good and standard rated pitches reduces then there will be a capacity issue, which could bring about a need for additional grass pitches to meet demand.
- 1.13. The PPS will help to protect playing fields from loss and make sure the right type, and quantity, of new pitches are provided as part of new developments and future growth sites.
- 1.14. The PPS identifies the formal sports needs for football, cricket, hockey and rugby. If the PPS identifies that playing pitches are no longer needed for formal playing pitch sports, this is not a reason to suggest that sites cannot be used for other informal sports, training purposes, or other forms of physical activity that meets the new Government Sports and Activity Strategy, which identifies the need to be more active. In most cases playing pitches are part of the wider park and open space environment enjoyed by the community on a regular basis.
- 1.15. The PPS will underpin the contribution that sport, and the facilitation of opportunities to have a healthy lifestyle, make to the LPAs Corporate Plans and priority objectives. It will also help provide a rationale to enable National Governing Bodies to further invest and deliver their working outcomes as outlined in their Whole Sport Plans. The PPS will also provide evidence to support funding bids from regional funders such as WREN (Landfill Funding), whilst also supporting requests for S106 developer contributions following building developments. Additionally, the strategies will help focus internal revenue and capital spending in the medium term.
- 1.16. The development of the PPS is an opportunity to set out a strategic Vision for future provision of playing pitch facilities, based on robust evidence and a needs assessment.
- 1.17. The PPS will guide and inform future investment and partnerships, providing an evidence base for the Local Plans, up to 2031 and beyond.

STRATEGY SCOPE

- 1.18. The project scope includes:

- **Football**
- **Cricket**
- **Rugby**
- **Hockey**

- 1.19. The objectives of the Playing Pitch Strategy for Cambridge City and South Cambridgeshire Councils follow the Sport England principles of:

- **PROTECT** sports facilities from loss as result of redevelopment; to
- **ENHANCE** existing facilities through improving their quality, accessibility and management and

- **PROVIDE** new facilities that are fit for purpose to meet demands for participation now and in the future.

1.20. The Strategy addresses facilities provided by the following sectors:

- **Local Authority**
- **Parish Councils**
- **Education, (school based, village and community colleges)**
- **Higher Education (e.g. universities – University of Cambridge, Anglia Ruskin University)**
- **Voluntary and private sectors**

TERMS OF REFERENCE

Page 73

21. The elements of the study are set out below; these reflect the requirements and structure of the Sport England Playing Pitch Strategy guidance. A Steering Group has overseen the development of the Playing Pitch Strategy and each Stage has been signed off by the National Governing Bodies of Sport. The Steering Group consisted of:

- **City of Cambridge Council Officers representing Planning and Sports and Leisure.**
- **South Cambridgeshire District Council Officers representing Planning and Sport and Leisure.**
- **Cambridgeshire County Council – Education**
- **Sport England**
- **Football Association**
- **England Hockey**
- **Rugby Football Union**
- **England and Wales Cricket Board**
- **Cambridgeshire FA**
- **Cambridgeshire Cricket Board**

1.22. The strategy has been developed in line with guidance by Sport England (Playing Pitch Guidance, An approach to Developing and Delivering a Playing Pitch Strategy) 2013.

- **Stage A: (Step 1) – Prepare and tailor the approach.**
- **Stage B: (Steps 2 & 3) - Gather supply and demand information and views. Information was gathered on both the supply of pitches and the demand for these pitches, specifically:**
 - Supply – site details, see Technical Assessments Football, Cricket, Rugby and Hockey Appendix 1, accessibility and overall quality of current provision, including the use of Sport England’s Active Places database, existing records of pitch provision, Sport England’s non-technical visual quality assessment template, views of Cambridge City Council and South Cambridgeshire District Council, NGBs, schools and user clubs
 - Demand - see Technical Assessments Football, Cricket, Rugby and Hockey Appendix 1- teams and their match and training requirements, casual and educational demand as well as displaced and latent demand, through consultation with clubs.
 - Details of potential changes to the future pitch stock, as well as projected and aspirational increases in participation
- **Stage C: (Steps 4, 5 & 6) – Assessing the Supply and Demand Information and Views. The supply and demand information collated has been used to:**
 - Understand the situation at individual sites.
 - Develop the current and projected future pictures of provision.
 - Identify the key findings and issues that need to be addressed.
- **Stage D: Steps 7 & 8 – Developing the recommendations and action plan and writing and adopting the strategy.**

BACKGROUND CONTEXT

THE STUDY AREA

1.23. Map 2.1 shows the Cambridge City Council and South Cambridgeshire and their relationship to the rest of the County.

Map 2.1: ONS Map of Cambridgeshire

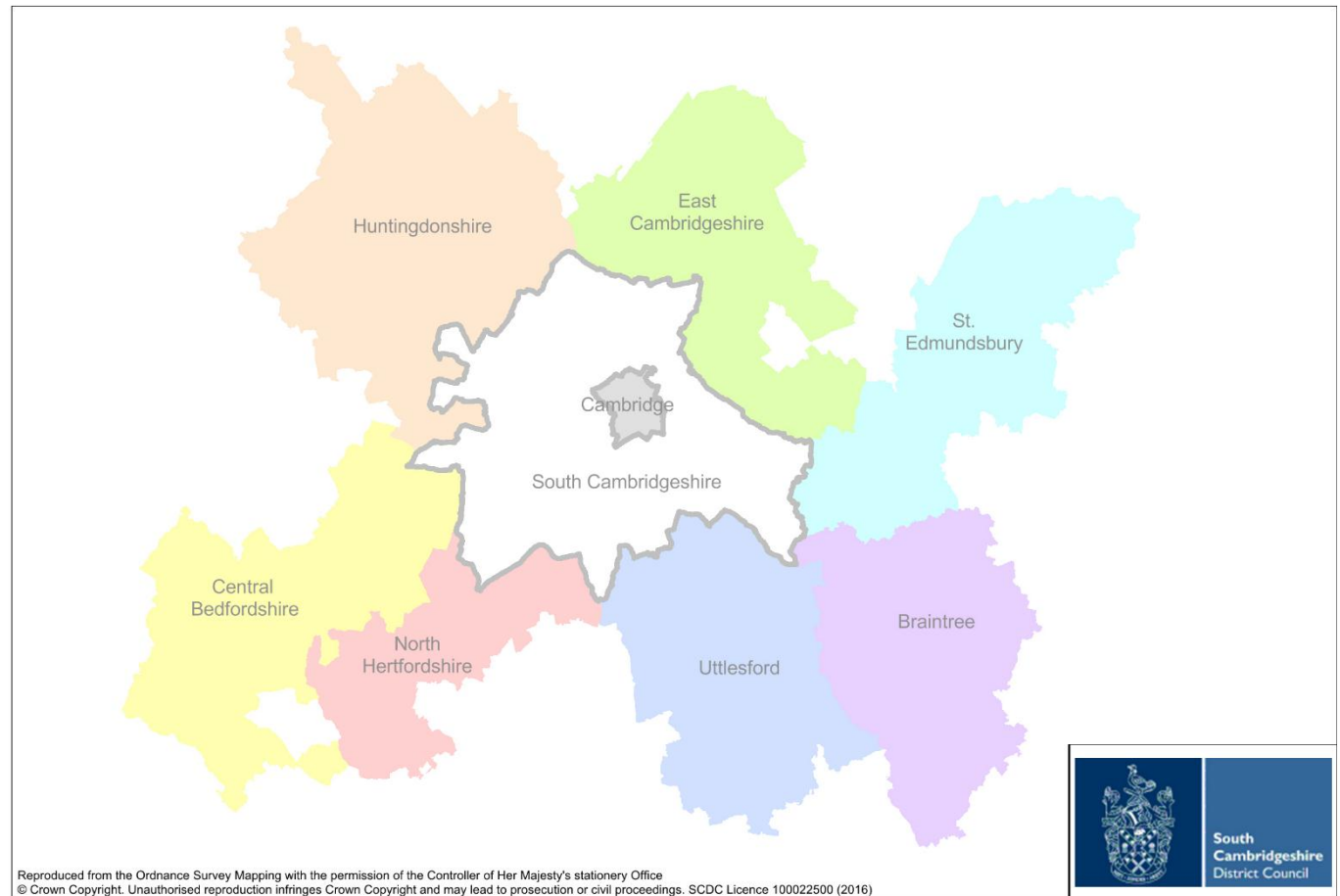
1.24. South Cambridgeshire completely encircles Cambridge City Council. South Cambridgeshire is bordered to the northeast by East Cambridgeshire District, to the southeast by St Edmundsbury District, to the south by Uttlesford District, to the southwest by North Hertfordshire District, to the west by Central Bedfordshire and to the northwest by Huntingdonshire District.

Page 75

CAMBRIDGE CITY COUNCIL

1.25. The City of Cambridge is located on the River Cam about 50 miles (80 km) north east of London. The City covers an area of 4,070 hectares. The City has a population of 133,436 including 29,087 students (2012).

(Source: Cambridge and South Cambridge population data Research & Performance Team Cambridgeshire County Council August 2015)



THE GREATER CAMBRIDGE AREA ENCOMPASSING CAMBRIDGE CITY COUNCIL & SOUTH CAMBRIDGESHIRE DISTRICT COUNCIL PLAYING PITCH STRATEGY

1.26. Cambridge City Council is the home of the University of Cambridge, founded in 1209 and one of the top five universities in the world. It is a successful city with a world-class reputation for education, research and knowledge-based industries, and its historic environment.

(Source: City of Cambridge Local Plan Submission, July 2014) \

1.27. Over 40% of the workforce in the City has a higher education qualification, more than twice the national average.

SOUTH CAMBRIDGESHIRE DISTRICT

1.28. Located centrally in the East of England region South Cambridgeshire is a largely rural district, covering 90,162 hectares, which surrounds the city of Cambridge and comprises over 100 villages. It is surrounded by a ring of market towns just beyond its borders, which are generally 10–15 miles from Cambridge.

1.29. The population is now 152,761.

(Source: Cambridge and South Cambridge population data Research & Performance Team Cambridgeshire County Council August 2015)

1.30. South Cambridgeshire has long been a fast growing district, and has become home to many of the clusters of high technology research and development in the Cambridge Sub-Region.

1.31. The Greater Cambridge area, comprising the district of South Cambridgeshire and the City of Cambridge, has a population of over 281,000 (including students) and an area of 1,017.28 sq. km.

1.32. Significant population growth is anticipated in the local authorities over the next few years; as a consequence of this, the councils wish to see a long term Strategy for the future provision and delivery of indoor sports facilities across the local authority area.

- **The current population of City of Cambridge and South Cambridgeshire District is circa 250,000 (excluding students)**
- **There is significant population growth planned for both areas – expected to result in an additional 50,000 residents by 2031**
- **Key areas for future population growth are the fringes of Cambridge (North West Cambridge, Cambridge Southern Fringe, and Cambridge East), a new town of Northstowe (to the north west of the City), and Cambourne. Two further new settlements, north of Waterbeach, and at Bourn Airfield, are identified in the Submitted South Cambridgeshire Local Plan 2014.**

OTHER LOCAL FACTORS

1.33. Although generally affluent, there are pockets of deprivation in the north of the City. Deprivation ranking of 227 nationally (2015) (See Appendix 11)

1.34. South Cambridgeshire District has a deprivation ranking of 262 nationally (2015) (See Appendix 11)

1.35. 32.3% of the City's residents do not have access to private transport, which reflects the density of the urban area, the high number of cyclists, and the better public transport links.

1.36. There is high dependence on private transport across South Cambridgeshire, because although there are larger villages in the area, many people travel to the City or surrounding market towns for education, retail opportunities and employment. South Cambridgeshire is predominantly a rural authority where 80% of the population has access to private transport.

1.37. Overall communities in the LPAs have good health, although those living in the more deprived areas have shorter life expectancy. Although growing obesity levels in both the LPAs, present health challenges, levels of regular participation in physical activity are higher than regional and national averages, at 66.9% in the City and 61.7% in South Cambridgeshire. This is higher than both the East of England average of 57.8% and the England National average of 56%.

(Source: Active People Survey 9 (APS9) 2014/15 Q2)

1.38. Obesity levels in both the LPAs are growing, with 54.3% of adults and 16.6% of children categorised as obese in the City, and 64.7% of adults and 12% of children categorised as obese in South Cambridgeshire. These levels are, however, lower than regional (adults 65.1% and children 17.2%) and national (adults 63.8% and children 19.2%) averages.

(Source: Sport England Local Sport Profiles August 2015)

1.39. A number of further factors inform the need for the development of this strategy:

- **Growth levels planned for within the local plans for both Cambridge City Council and South Cambridgeshire District Council**
- **Population growth beyond 2031 at planned new settlements i.e. Northstowe, Land north of Waterbeach and Bourn Airfield**
- **Existing facilities range in age and condition**
- **In the City, existing facilities are located on City Council owned sites, on education sites, and stand-alone commercially owned/leased sites; in South Cambridgeshire facilities are predominantly located on recreation grounds managed by Parish Councils, and on education sites with the most significant facilities located at larger villages.**
- **The existing facilities have been added to incrementally over the years, and are likely to need further investment in the medium term**

- **Accessibility to facilities, in the City and the more rural areas of South Cambridgeshire**
- **The role of other providers – particularly education e.g. community and village colleges, the Universities and clubs given the existing range of facilities in the City and South Cambridgeshire**
- **The national focus on health and well-being and the need to reduce health inequalities and increase participation in sport**
- **The growing role of informal sport and participation in walking, cycling and running, and the need to increase capacity of provision to meet growing demands for participation**

2. LOCAL STRATEGIC VISION AND CONTEXT

INTRODUCTION

- 2.1. The policy context for this Playing Pitch Strategy is summarised in the appendices and tables below. This addresses the planning policy position of each authority, anticipated population growth, the population profile, the relevant strategies and policies, and the current participation profile of both the City and South Cambridgeshire, as well as the cross-boundary issues impacting on both.

CAMBRIDGE CITY COUNCIL

- 2.2. A number of current strategic policies, strategies and other factors influence current and future supply of, and demand for, sport and recreation facilities in the two local authorities, which are summarised in Table 2.1.

Table 2.1: Cambridge City and South Cambridgeshire Summary of Local Policies, Strategies and other Factors

| POLICY / STRATEGY / OTHER RELEVANT FACTOR | CAMBRIDGE CITY COUNCIL |
|---|---|
| CORPORATE PLAN/VISION | <p>CITY OF CAMBRIDGE – VISION</p> <p>The Council has a clear vision to lead a united city, ‘One Cambridge - Fair for All’, in which economic dynamism and prosperity are combined with social justice and equality.</p> <p>Cambridge City Council’s vision has three priorities, which will be shared and developed, working with City citizens and partner organisations.</p> <ol style="list-style-type: none"> 1. ‘One Cambridge – Fair for All’ 2. Cambridge - a great place to live, learn and work 3. Cambridge - caring for the planet |
| CORPORATE STATEMENT | <p>CITY OF CAMBRIDGE ANNUAL STATEMENT 2015/2016</p> <p>Cambridge City Council has identified a number of key priorities for the City which it aims to deliver. These are summarised below, with the specific objectives relating to sport and leisure provision highlighted:</p> <p>DELIVERING SUSTAINABLE PROSPERITY FOR CAMBRIDGE AND FAIR SHARES FOR ALL</p> <p>The Council will:</p> <ul style="list-style-type: none"> • Implement new sports development policies to promote greater opportunities for residents in most need of support to live healthy, active lives • Increase use of community, leisure and arts facilities by people on low incomes • Fund free swimming lessons for children in low income families, and other children who cannot swim when they |

| POLICY / STRATEGY / OTHER RELEVANT FACTOR | CAMBRIDGE CITY COUNCIL |
|---|---|
| | <p>leave primary school</p> <ul style="list-style-type: none"> • Tackling the city’s housing crisis • Making Cambridge safer and more equal • Investing in improving transport • Increase the number of cycle parking spaces available in the centre of Cambridge • Protecting our city’s unique quality of life • Implement community facilities in new development areas in south Cambridge and NW Cambridge and add community development and sports initiatives in NW Cambridge • Tackling climate change, and making Cambridge cleaner and greener • Protecting essential services and transforming council delivery <p style="text-align: right;">(Source Health Profile Cambridge 2012)</p> |
| <p>HEALTH AND WELL-BEING PROFILE</p> | <p>CAMBRIDGE HEALTH AND WELL- BEING PROFILE 2015</p> <p>The context for health and wellbeing in this Strategy is the Cambridge Health Profile, 2015 (Public Health publication)</p> <p>The health of people in Cambridge is generally better than the England average. Deprivation is lower than average, however about 14.9% (2,500) children live in poverty (lower than the England average). Life expectancy for women is higher than the England average.</p> <p>Life expectancy is 8.2 years lower for men and 7.9 years lower for women in the most deprived areas of Cambridge than in the least deprived areas a distance of only 6 miles between the Wards</p> |

| | |
|--|--|
| POLICY / STRATEGY / OTHER RELEVANT FACTOR | CAMBRIDGE CITY COUNCIL |
| | <p>LOCAL PRIORITIES</p> <p>Priorities in Cambridge for health improvement include improving mental health, addressing drug and alcohol misuse, and tackling health inequalities including homelessness.</p> |
| PHYSICAL ACTIVITY STRATEGY | <p>CAMBRIDGE SPORT AND PHYSICAL ACTIVITY 2015-2017</p> <p>Following consultation with sport's National Governing Bodies (NGB's), local clubs and organisations, and Sport England, the following key themes were identified as being the main focus for the City Council's Sports Team to tackle over the next few years, to provide excellent sporting infrastructure and opportunities for residents and visitors to the City.</p> <ul style="list-style-type: none"> • Themes <ul style="list-style-type: none"> ➤ Adult & young people's obesity levels which are lower than national average but are still a growing concern in respect of the evidence linking obesity to poor health outcomes and medical conditions, such as diabetes and Coronary Health Disease. ➤ Tackling low levels of activity - 17% of adults living in the City do no or very little physical activity (take part in less than 30 minutes per week) in addition 64.7% of adults are not achieving the recommended 150 minutes of physical activity per week to improving health. There is strong evidence linking low levels of physical activity to long-term conditions and all-cause mortality. ➤ The growing demand by local people for informal sport and recreation opportunities (for example, running) rather than belonging to a sports club. Participation at competition level not always the main goal and some people see as unobtainable, and would rather participate for fun. New research from Sport England finding similar results and are now encouraging sports deliverers to make sport more accessible and participation less formal. ➤ Helping those unable to swim - growing number of 11 year olds, younger people and adults who are unable to swim 25m unaided. 30% of key stage 2 pupils who do attend curricular lessons cannot swim 25m unaided, and 39% of |

| POLICY / STRATEGY / OTHER RELEVANT FACTOR | CAMBRIDGE CITY COUNCIL |
|---|---|
| | <p>pupils are not taking any swimming lessons. 1 in 10 parents do not take their children swimming because they cannot swim themselves, and 52% responding to a recent national survey said they now swim very rarely or never.</p> <p>➤ Supporting the City's community groups and sports organisations in providing opportunity for local people to live more active lives. With the growing cost and numbers of qualifications to deliver sport and the reliance on volunteers to help make clubs sustainable, is a key area to help promote and provide support and assistance to help bring sporting opportunities into local communities.</p> <p>Other areas highlighted as key issues to be considered in all work action planning are:</p> <ul style="list-style-type: none"> • Making sports activities more affordable • Improving geographical accessibility of sports centres • Providing more swimming opportunities and a 50m pool • Increasing awareness of sporting opportunities • Increasing disabled provision and more integrated activities |

| POLICY / STRATEGY / OTHER RELEVANT FACTOR | SOUTH CAMBRIDGESHIRE |
|---|--|
| CORPORATE | CORPORATE PLAN: 2015 – 2020: LONG TERM VISION AND AIMS |

| POLICY / STRATEGY / OTHER RELEVANT FACTOR | SOUTH CAMBRIDGESHIRE |
|---|---|
| PLAN/VISION | <p>Council Vision: South Cambridgeshire will continue to be the best place to live and work and study in the country. Our district will demonstrate impressive and sustainable economic growth. Our residents will have a superb quality of life in an exceptionally beautiful, rural and green environment.</p> <p>The Council will be recognised as consistently innovative and a high performer with a track record of delivering value for money by focusing on the priorities, needs and aspirations of our residents, parishes and businesses.</p> <ul style="list-style-type: none"> • ENGAGEMENT: Engage with residents, parishes and businesses to ensure we deliver first class services and value for money • PARTNERSHIPS: Work with partners to create opportunities for employment, enterprise, education and world-leading innovation • WELLBEING: Ensure that South Cambridgeshire continues to offer an outstanding quality of life for our residents <p>Objectives relevant to this Strategy include:</p> <ul style="list-style-type: none"> • OBJECTIVE 1: Develop the property company pilot scheme into full business plans to deliver a mix of high quality housing and generate income. • OBJECTIVE 6: Ensure best use of Council assets and benefit from opportunities to achieve efficiencies from PARTNERSHIP working. • OBJECTIVE 9: Work with GPs and partners to link health services and to improve the health of our communities. |

| POLICY / STRATEGY / OTHER RELEVANT FACTOR | SOUTH CAMBRIDGESHIRE |
|---|---|
| | <ul style="list-style-type: none"> • OBJECTIVE 11: Establish successful and sustainable New Communities with housing and employment at Northstowe and the Major Growth sites, served by an improved A14 and A428 |
| HEALTH AND WELL-BEING PROFILE | <p>SOUTH CAMBRIDGESHIRE HEALTH PROFILE JUNE 2015</p> <p>The context for health and wellbeing in this Strategy is the South Cambridgeshire Health Profile, 2015. (Public Health publication)</p> <p>The health of people in South Cambridgeshire is generally better than the England average. Deprivation is lower than average, however about 8.4% (2,400) children live in poverty. Life expectancy for both men and women is higher than the England average.</p> <p>Life expectancy is not significantly different for people in the most deprived areas of South Cambridgeshire than in the least deprived areas.</p> <p>Local priorities include supporting the independence of older people, ensuring access to mental health services, and creating a healthy environment through new housing development.</p> |

POPULATION PROFILES AND PROJECTIONS

- 2.3. The population profile of Cambridge City Council and South Cambridgeshire District Council, the future growth projections and the locations of growth are important to understand in planning for the future provision of sports facilities. Maps 3.1 and 3.3 illustrate current population distribution and scale in the City and South Cambridgeshire respectively. Maps 3.2 and 3.4 illustrate the population growth expected in the City and South Cambridgeshire district to 2031.
- 2.4. The demographic profile of Cambridge City Council, current and future, is summarised in Table 2.3, and that of South Cambridgeshire in Table 2.5.

CAMBRIDGE CITY COUNCIL

- 2.5. Cambridge is the main settlement within a rapidly growing sub-region. As a county, Cambridgeshire encompasses over 632,000 people living in surrounding villages, new settlements and market towns.
- 2.6. In the 2014/15 academic year, 19,940 students studied at the University of Cambridge in comparison to 19,890 in 2013/14. Anglia Ruskin University has also seen an increase in its student population, with 8,692 students in 2010/11 and 9,296 in 2011/12.
- 2.7. The usual resident population by age group shows that Cambridge has a high percentage of residents in their twenties (25%), whilst 22% of the population is 19 years old or under. (See Table 2.2)

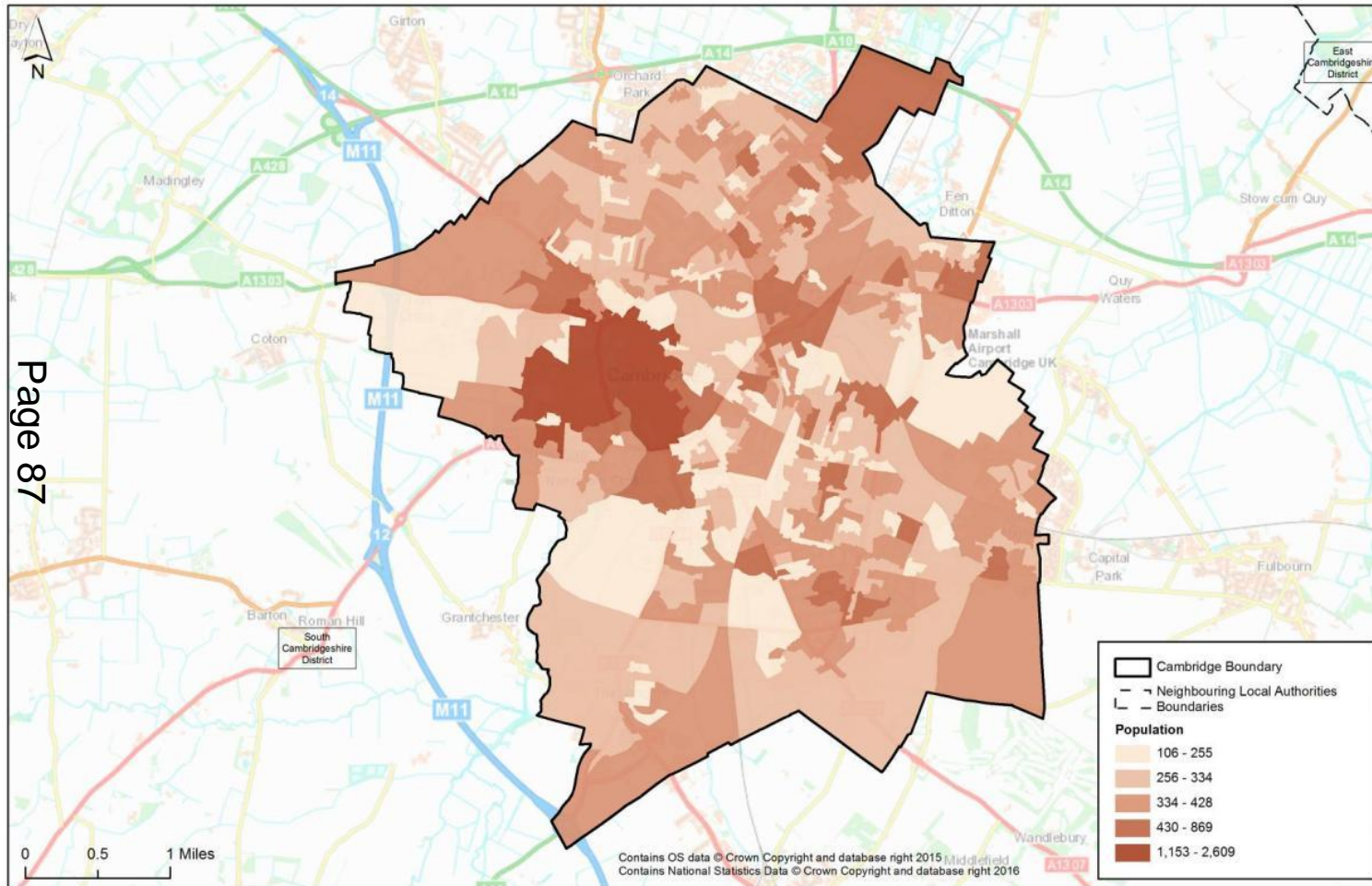
Table 2.2: Cambridge City Council- Population by age 2015 and 2031

| | 0-4 | 5 - 9 | 10 - 14 | 15 - 19 | 20 - 24 | 25 - 29 | 30 - 34 | 35 - 39 | 40 - 44 | 45+ | TOTAL |
|-------------|-------|-------|---------|---------|---------|---------|---------|---------|---------|--------|----------------|
| 2015 | 7,137 | 6,207 | 5,273 | 10,476 | 20,510 | 13,375 | 12,051 | 9,601 | 7,822 | 40,983 | 133,436 |
| 2031 | 7,408 | 7,278 | 7,410 | 12,446 | 20,783 | 12,541 | 11,682 | 10,671 | 9,451 | 54,520 | 154,190 |

(Source: Research & Performance Team Cambridgeshire County Council August 2015)

THE GREATER CAMBRIDGE AREA ENCOMPASSING CAMBRIDGE CITY COUNCIL & SOUTH CAMBRIDGESHIRE DISTRICT COUNCIL PLAYING PITCH STRATEGY

Map 2.1: Existing Population Cambridge City Council



Usual resident population by output area in Cambridge (2016)



THE GREATER CAMBRIDGE AREA ENCOMPASSING CAMBRIDGE CITY COUNCIL & SOUTH CAMBRIDGESHIRE DISTRICT COUNCIL
PLAYING PITCH STRATEGY

2.8. Table 2.3 provides an overall summary of the Cambridge City Council demographic profile.

Table 2.3: Summary of Cambridge City Council Demographic Profile

| KEY FACTOR | CITY OF CAMBRIDGE |
|--------------------------------|---|
| CURRENT POPULATION 2015 | 133,436 |
| FUTURE POPULATION 2031 | 154,190 |
| LIFE EXPECTANCY | <ul style="list-style-type: none"> Higher than the English average |
| OBESITY | <ul style="list-style-type: none"> Adult obesity (54.3%) and growing childhood obesity (16.6% - but both lower than regional levels of 65.1% Adults and 17.2% Children and national averages of 63.8% Adults and 19.2% in children) |
| DEPRIVATION | <ul style="list-style-type: none"> Although generally affluent, there are pockets of deprivation in the north of the City. Deprivation ranking nationally 227 (2015). |
| PARTICIPATION LEVELS | <ul style="list-style-type: none"> Participation levels (2014/15) for 16+ 1 x 30 per week 46% are higher than the East of England average of 35.6% and national averages of 35.8%. |
| CAR OWNERSHIP | <ul style="list-style-type: none"> 32.2% of the City's population do not have access to a car; whilst this is to be expected in a major urban area, ability to access sports facilities by public transport needs to be a consideration, particularly in the planning of new provision |

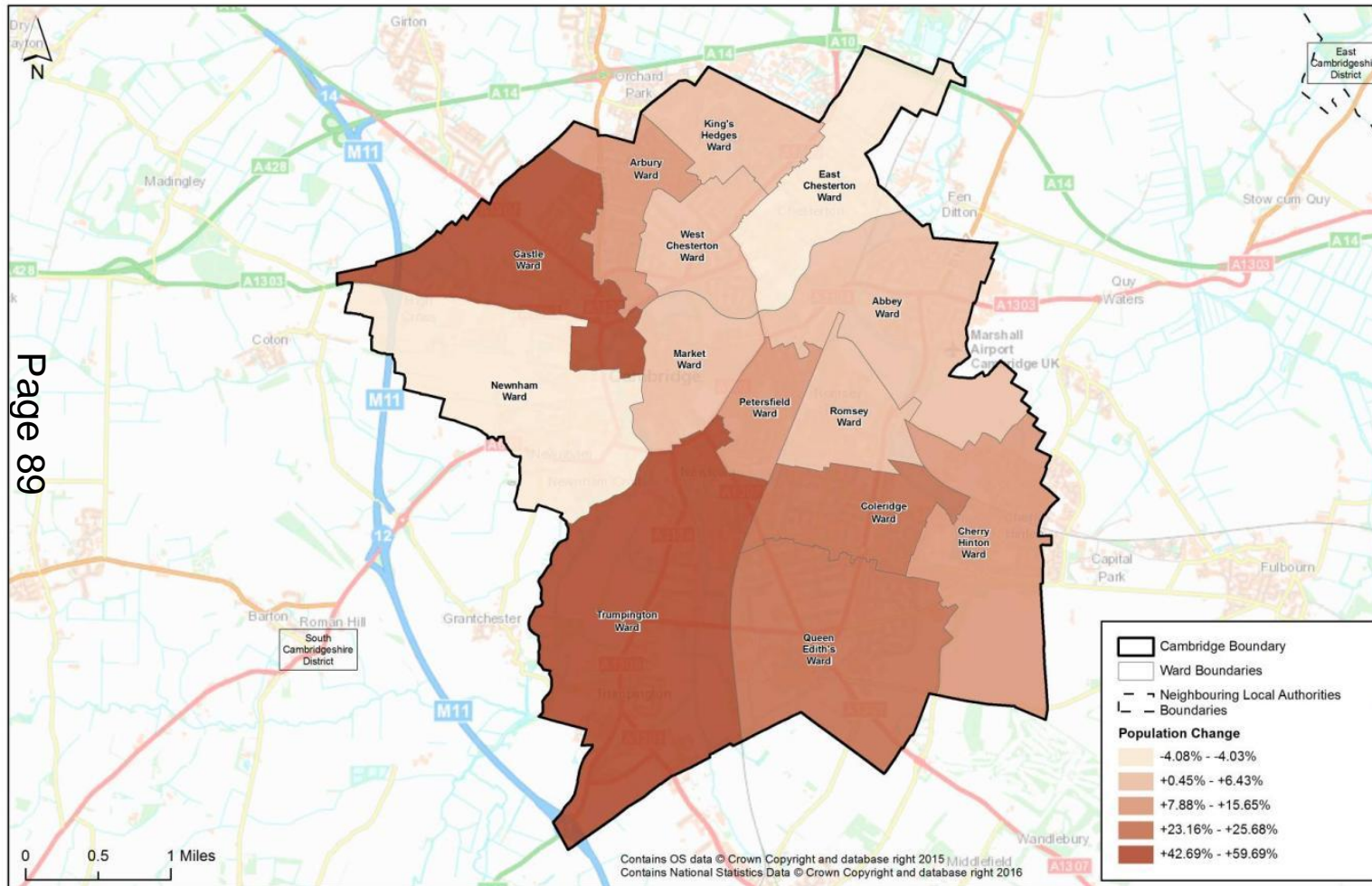
Sources: Sport England Active People Survey 9 2014/15 (APS 9); Sport England Local Sports Profiles; Cambridge and South Cambridge population data Research & Performance Team Cambridgeshire County Council August 2015

Source: Cambridge Local Plan 2014

2.9. Map 2.2 illustrates the population growth forecast for Cambridge by 2031, and the locations in which it will occur. The darker the colour shade, the higher the population growth in that specific area.

THE GREATER CAMBRIDGE AREA ENCOMPASSING CAMBRIDGE CITY COUNCIL & SOUTH CAMBRIDGESHIRE DISTRICT COUNCIL PLAYING PITCH STRATEGY

Map 2.2: Population Growth forecast for Cambridge City by 2031



Percentage change in population by ward in Cambridge (2015-2031)



SOUTH CAMBRIDGESHIRE DISTRICT COUNCIL

- 2.10. South Cambridgeshire will see a huge increase in population to 2031, of around 142,000, which equates to two thirds of the overall growth across the City and South Cambridgeshire.
- 2.11. The demographic profile of South Cambridgeshire, current and future, is summarised in Table 2.5.
- 2.12. The usual resident population by age group shows that South Cambridgeshire has a high percentage of residents in their twenties (25.5%), whilst nearly 22% of the population is 19 years old or under. (See Table 2.4)

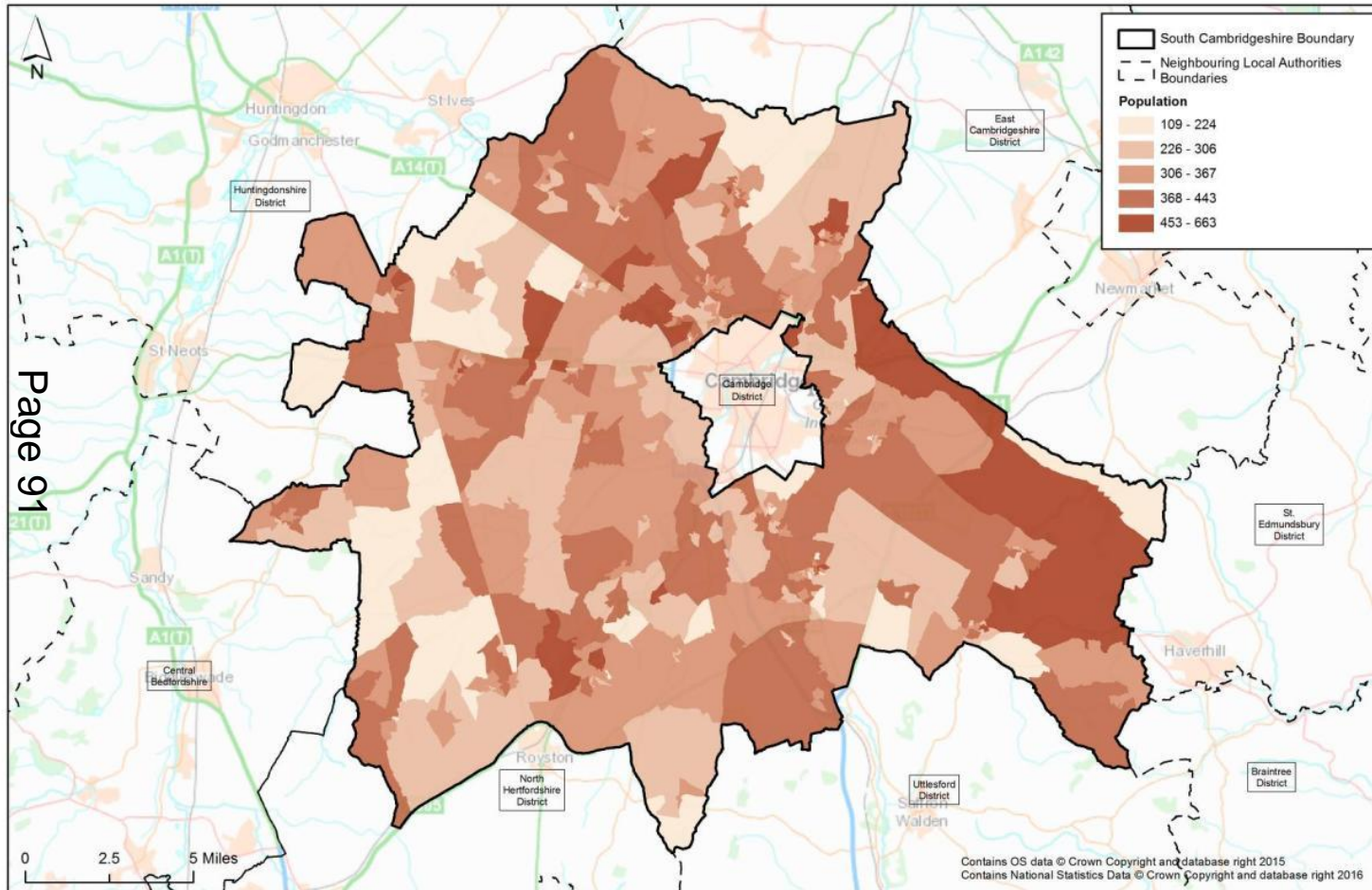
Table 2.4: South Cambridgeshire - Population by age 2015 and 2031 (the areas referred to are described in chapter 6)

| | 2015 | | | | | | | | | | |
|------------------------|--------|--------|---------|---------|---------|---------|---------|---------|---------|--------|---------|
| | 0-4 | 5 - 9 | 10 - 14 | 15 - 19 | 20 - 24 | 25 - 29 | 30 - 34 | 35 - 39 | 40 - 44 | 45+ | Total |
| SOUTH WEST AREA | 3,450 | 3,711 | 3,354 | 2,978 | 1,774 | 2,552 | 3,100 | 3,623 | 4,058 | 23,728 | 52,328 |
| SOUTH EAST AREA | 2,379 | 2,548 | 2,491 | 2,274 | 1,616 | 2,030 | 2,459 | 2,660 | 3,013 | 21,194 | 42,664 |
| NORTH AREA | 3,679 | 3,607 | 3,302 | 3,348 | 2,924 | 3,571 | 3,883 | 4,180 | 4,216 | 25,059 | 57,769 |
| TOTAL | 9,508 | 9,866 | 9,147 | 8,600 | 6,314 | 8,153 | 9,442 | 10,463 | 11,287 | 69,981 | 152,761 |
| | 2031 | | | | | | | | | | |
| | 0-4 | 5 - 9 | 10 - 14 | 15 - 19 | 20 - 24 | 25 - 29 | 30 - 34 | 35 - 39 | 40 - 44 | 45+ | Total |
| SOUTH WEST AREA | 3,813 | 4,282 | 4,255 | 3,704 | 2,216 | 2,672 | 3,439 | 4,367 | 4,770 | 30,252 | 63,770 |
| SOUTH EAST AREA | 2,479 | 2,791 | 2,958 | 2,652 | 1,740 | 1,822 | 2,415 | 2,947 | 3,285 | 26,135 | 49,224 |
| NORTH AREA | 4,920 | 5,095 | 5,109 | 4,782 | 3,896 | 4,590 | 5,284 | 6,085 | 6,068 | 36,028 | 81,857 |
| TOTAL | 11,212 | 12,168 | 12,322 | 11,138 | 7,852 | 9,084 | 11,138 | 13,399 | 14,123 | 92,415 | 194,851 |

(Source: Research & Performance group Cambridgeshire County Council August 2015)

THE GREATER CAMBRIDGE AREA ENCOMPASSING CAMBRIDGE CITY COUNCIL & SOUTH CAMBRIDGESHIRE DISTRICT COUNCIL PLAYING PITCH STRATEGY

Map 2.3: Existing Population South Cambridgeshire



Usual resident population by output area in South Cambridgeshire(2016)



THE GREATER CAMBRIDGE AREA ENCOMPASSING CAMBRIDGE CITY COUNCIL & SOUTH CAMBRIDGESHIRE DISTRICT COUNCIL
PLAYING PITCH STRATEGY

Table 2.5: Summary of South Cambridgeshire Demographic Profile

| KEY FACTOR | SOUTH CAMBRIDGESHIRE |
|--------------------------------|--|
| CURRENT POPULATION 2015 | 152,760 |
| FUTURE POPULATION 2031 | 194,851 |
| LIFE EXPECTANCY | Higher than the English average |
| OBESITY | Adult obesity (64.7%) and growing childhood obesity (12%) – but both lower than regional levels (adults 65.1% and children 17.2%) and national (adults 63.8% and children 19.2%) averages. |
| DEPRIVATION | Deprivation ranking 262 nationally (2015). |
| PARTICIPATION LEVELS | Participation levels (2014/15) for 16+ 1 x 30 per week 36.2% are higher than the regional 35.6% and national averages of 35.8% |
| CAR OWNERSHIP | Around 20% of South Cambridgeshire residents do not have access to a car. |

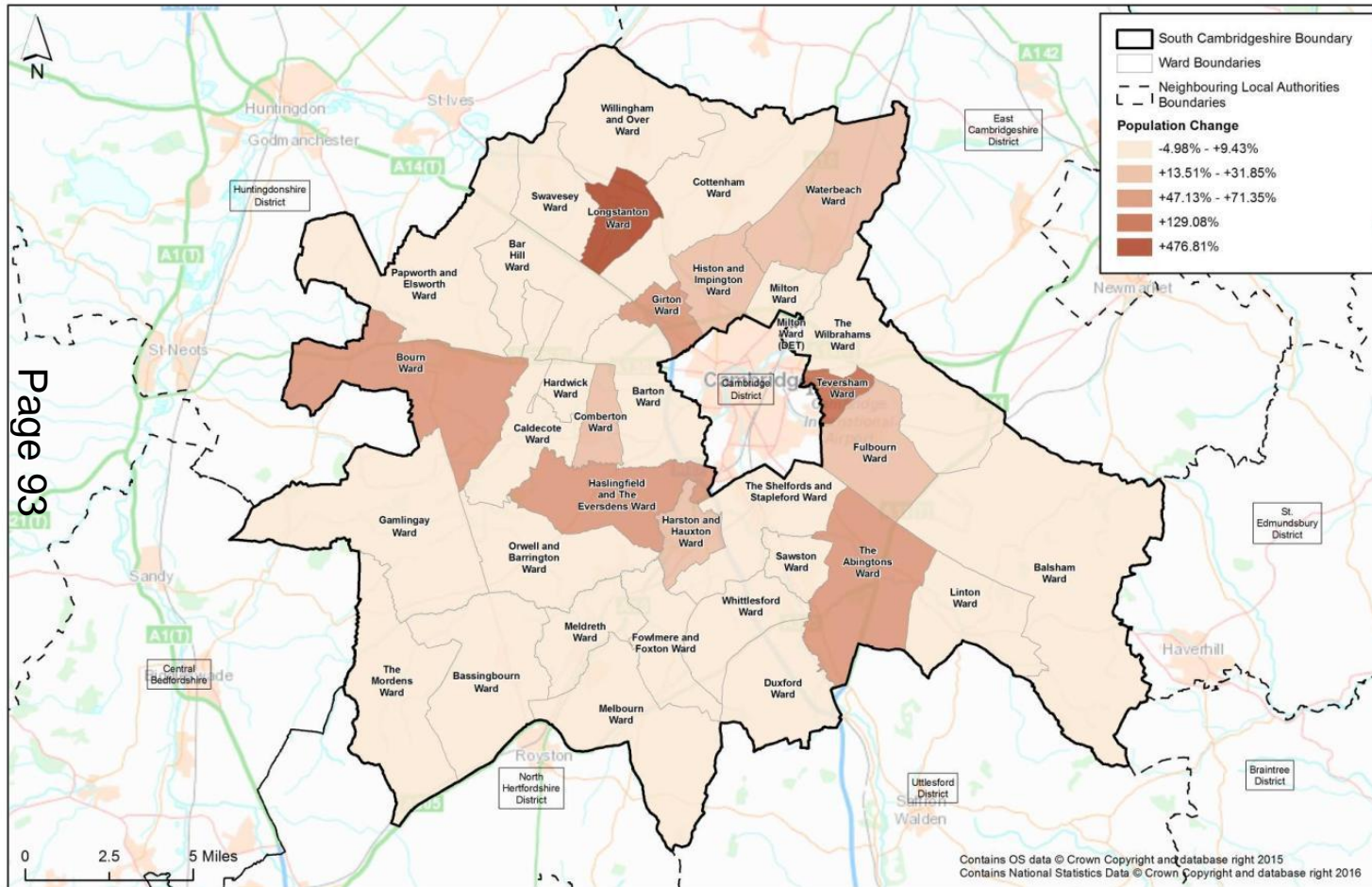
Sources: Sport England Active People Survey 9 2014/15 (APS 9); Sport England Local Sports Profiles; Cambridge and South Cambridge population data Research & Performance Team Cambridgeshire County Council August 2015

Source: Cambridge Local Plan 2014

2.13. Map 2.4 illustrates the population growth forecast for Cambridge by 2031, and the locations in which it will occur. The darker the colour shade, the higher the population growth in that specific area.

THE GREATER CAMBRIDGE AREA ENCOMPASSING CAMBRIDGE CITY COUNCIL & SOUTH CAMBRIDGESHIRE DISTRICT COUNCIL PLAYING PITCH STRATEGY

Map 2.4: Population Growth forecast for South Cambridgeshire by 2031



Percentage change in population by ward in South Cambridgeshire (2015-2031)



PHYSICAL ACTIVITY AND PARTICIPATION

THE VALUE OF PARTICIPATION

2.14. The value of participation in sport and physical activity is significant, and its contribution to individual and community quality of life should not be underestimated. This is true for both younger and older people; participation in sport and physical activity delivers:

- **Opportunities for physical activity, and therefore more ‘active living’**
- **Health benefits - cardio-vascular, stronger bones, increased mobility**
- **Health improvement**
- **Mental health benefits**
- **Social benefits – socialisation, communication, interaction, regular contact, stimulation**

2.15. In addition, participation in sport and physical activity can facilitate the learning of new skills, development of individual and team ability/performance, and provide a ‘disciplined’ environment in which participants can ‘grow’ and develop.

2.16. The benefits of regular and active participation in sport and physical activity will be important to promote in relation to future provision of sport, leisure and physical activity in Cambridge; critically there is an existing audience in the City, who already recognise the advantages of participating, and a latent community who are inclined to take part.

PARTICIPATION TRENDS AND RATES

CURRENT PARTICIPATION RATES ACROSS BOTH AUTHORITIES

2.17. The participation levels evidenced below suggests that the two LPAs have a sporting and physically active population compared to the East of England and nationally.

THE GREATER CAMBRIDGE AREA ENCOMPASSING CAMBRIDGE CITY COUNCIL & SOUTH CAMBRIDGESHIRE DISTRICT COUNCIL
PLAYING PITCH STRATEGY

2.18. The Active People Survey (APS) 9 (2014/15 Q2) highlights that of those aged 14+ in the City, 44.5% participates once a week in sport; this is higher than the Cambridgeshire, (35.8%), East of England (34.6%) and England average (35%), and is about the same as previous levels of participation in the City in 2012/013 (44.6%). This means that circa 55% of Cambridge residents over 14, are not physically active at least once a week.

2.19. However, levels of participation (16+) population in sport have increased over the period the APS Survey has been undertaken. Overall, participation rates are higher for males than females in Cambridge.

2.20. The Active People Survey (APS) 9 (2014/15 Q2) highlights that of those aged 14+ in South Cambridgeshire, 38.1% participates once a week in sport; this is higher than the Cambridgeshire, (35.8%), East (34.6%) and England average (35%), but lower than previous levels of participation in the District in 2013/14 (44.8%). This means that circa 55% of South Cambridgeshire residents over 14, are not physically active at least once a week.

2.21. Levels of participation (16+) population in sport have increased over the period the APS Survey has been undertaken, but are now decreasing again. Overall, participation rates are higher for males than females in South Cambridgeshire.

2.22. Although participation rates are higher than the national average, the fact that over half the residents over 14 do not participate regularly is of some concern, given the corporate priority and objectives for health and well-being of both Councils.

(Source: APS 9 2014/15 Q2)

2.23. Other Active People (APS 9) participation data for Cambridge City Council and South Cambridgeshire is summarised below in Table 2.6:

Table 2.6: Adult (16+) Participation in Sport – Cambridge City Council and South Cambridgeshire District Council

| APS 9 MEASUREMENT | YEAR | CAMBRIDGE | SOUTH CAMBRIDGESHIRE | EAST OF ENGLAND | ENGLAND | COMMENT |
|--|-----------|-----------|----------------------|-----------------|---------|--|
| 16+ participation in sport at least once a week | 2005/06 | 42.4 % | 36.4 % | 35.2% | 34.6 % | |
| | 2014/2015 | 46 % | 36.2% | 35.6 % | 35.8% | Rate in the City and South Cambridgeshire is higher than East of England and England. |
| 16+ 1-2 x 30 minutes of moderate intensity activity per week | 2014/2015 | 35.1% | 30% | 24.8% | 24.8% | Whilst higher than both the East of England and England average the rate is still only just over a third of the City's population. |

| APS 9 MEASUREMENT | YEAR | CAMBRIDGE | SOUTH CAMBRIDGESHIRE | EAST OF ENGLAND | ENGLAND | COMMENT |
|---|------------------|-----------|----------------------|-----------------|---------|--|
| | | | | | | Whilst higher than both the East of England and England average South Cambridgeshire's rate is the rate is still less than a third of the population, and is decreasing. |
| 16+ 30 minutes' moderate intensity activity 3 times a week | 2014/2015 | 17.1% | 27.6% | 23.4% | 23.3% | <p>The proportion of people (17.1%) in Cambridge taking part in 30 minutes' moderate intensity activity 3 times a week (formerly NI8 Sport and active recreation) has decreased significantly since APS1 2005/06, and since APS 8 2014/15 Q1 (31.7%).</p> <p>The proportion of people in South Cambridgeshire taking part in 30 minutes' moderate intensity activity 3 times a week (formerly NI8 Sport and active recreation) has increased since APS1 2005/06, but decreased since APS 8 2013/14 Q1 (29.3%).</p> |

Source: Active People Survey (APS) 9 2015 Q2

2.24. APS 9 Q2 also identifies that:

- **In terms of Latent Demand, 61.6% of all adults in Cambridge, and 54.1% of all adults in South Cambridgeshire want to do more sport**
- **28.6% of adults in Cambridge, and 33.3% of adults in South Cambridgeshire, who are already physically active, want to do more sport**
- **33% of those who are physically inactive in Cambridge, and 24% of those who are physically inactive in South Cambridgeshire want to do more sport**
- **Satisfaction with existing sports facilities has increased from 68.1% to 74.2% in Cambridge, and slightly decreased in South Cambridgeshire from 66.5% to 65.6% over the last 3 years.**

(Source: Sport England Local Sport Profile updated September 2015, and APS 9 2014/15 Q2))

MARKET SEGMENTATION

CAMBRIDGE CITY COUNCIL MARKET SEGMENTATION

2.25. Sport England's market segmentation model comprises 19 'sporting' segments. It is designed to assist understanding of attitudes, motivations and perceived barriers to sports participation and to assist agencies involved in delivery of sport and recreation to develop tailored interventions, communicate more effectively with the target market and to better understand participation in the context of life stage and lifecycles. Each of these segments is given a name. The Sport England Market Segmentation analysis for Cambridge City Council identifies that the dominant segments are Jamie, Tim and Ben (See Appendix 12 for detailed explanation of Market Segmentation).

Table 2.7: Market Segmentation Summary – Dominant Segments Cambridge City Council

| MARKET SEGMENT AND NUMBER | SEGMENT NAME | DESCRIPTION | TOP PARTICIPATION SPORTS NATIONALLY | CAMBRIDGE CITY COUNCIL | |
|---------------------------|----------------------------|--|---|------------------------|--------|
| | | | | NUMBER | RATE |
| Jamie (2) | Sports Team Drinkers | Young blokes (aged 18-25) enjoying football, pints and pool. | Football, Cricket, Keep fit/gym, Athletics | 9,600 | 10.5 % |
| Tim (6) | Settling Down Males | Sporty male professionals (aged 26-45), buying a house and settling down with partner. | Cycling, keep fit/ gym, swimming, football, athletics and golf. Club member and competitive sport. | 9,200 | 10.0 % |
| Ben (1) | Competitive Male Urbanites | Male (aged 18-25), recent graduates, with a 'work-hard, play-hard' attitude. Most sporty of 19 segments. | Football, Cricket, Keep fit/gym, Cycling | 6,500 | 7.0 % |

Source: Sport England, 2010, Measure: Sport Market Segmentation

2.26. There are also quite large groups of: Chloe, Leanne and Helena's across Cambridge. The implications of the above analysis is that there is a need to ensure provision of quality facilities for: cycling; fitness; keep fit/gym; swimming; football; cricket; athletics or running, and golf at local level.

Map 2.5: Dominant Market Segments Cambridge

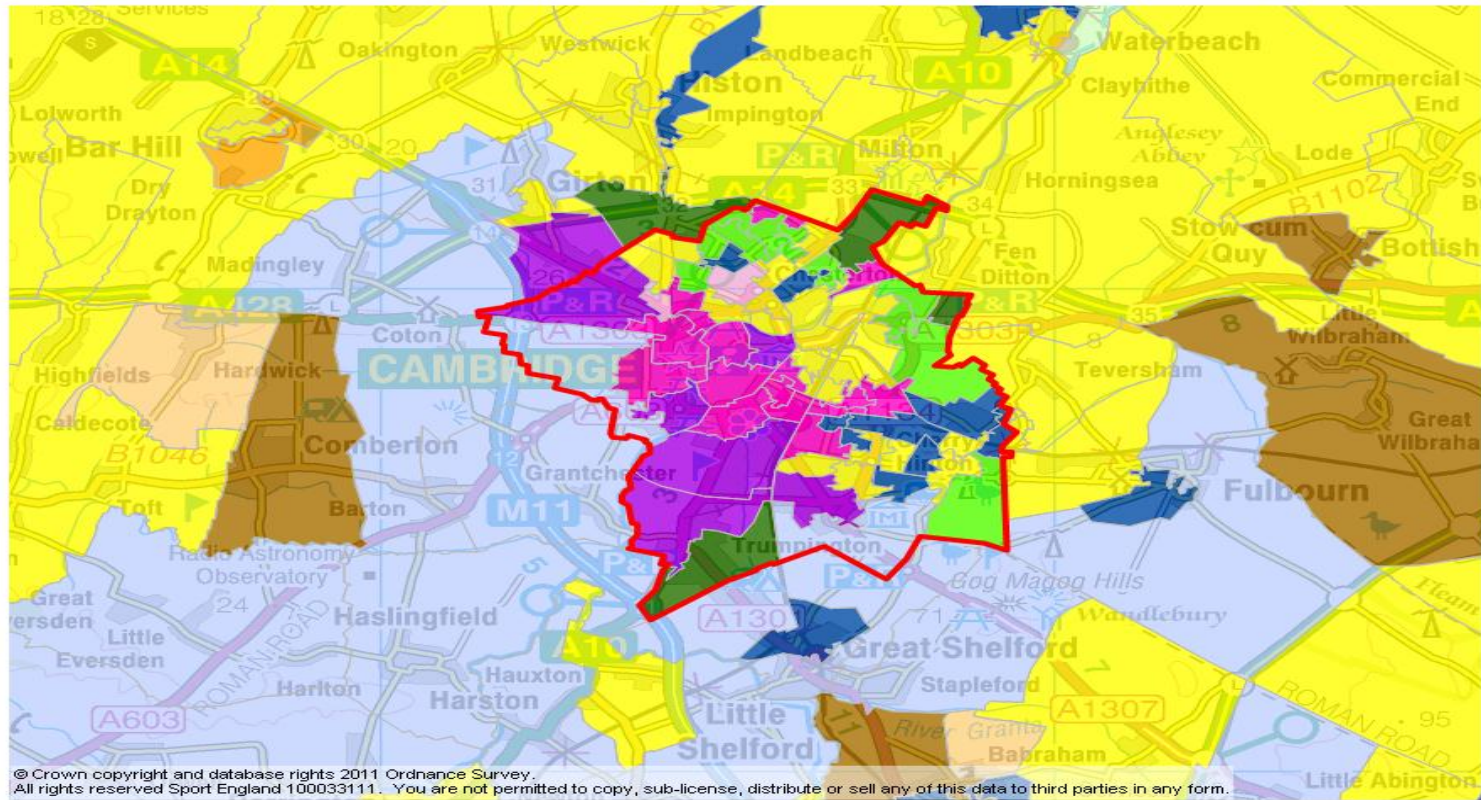
Dominant market segment by population



Catchment area:
Cambridge District

- Ben - 1
- Jamie - 2
- Chloe - 3
- Leanne - 4
- Helena - 5
- Tim - 6
- Alison - 7
- Jackie - 8
- Kev - 9
- Paula - 10
- Philip - 11
- Elaine - 12
- Roger & Joy - 13
- Brenda - 14
- Terry - 15
- Norma - 16
- Ralph & Phyllis - 17
- Frank - 18
- Elsie & Arnold - 19

— Catchment area
— Lower Super Output Areas



2.27. The distribution of the most dominant market segments in Cambridge is shown above in Map 2.5 This map shows that in Cambridge, the majority segments across the district are Ben (north of the City), Jamie (central area of City) and Tim (north east of the City, and central area). This type of local intelligence should be used to develop and drive programmes to maximise participation opportunities at local level, by providing activities in which people want to take part.

SOUTH CAMBRIDGESHIRE MARKET SEGMENTATION

2.28. Across South Cambridgeshire, Sport England Market Segmentation data indicates higher proportions of people in segments two, nineteen, four, nine and eleven (see below) relative to other segments locally, regionally and/or nationally. 'Tim' (14.3%) is the most significant market segment in the District.

Table 2.8: Market Segmentation Summary – Dominant Segments South Cambridgeshire District

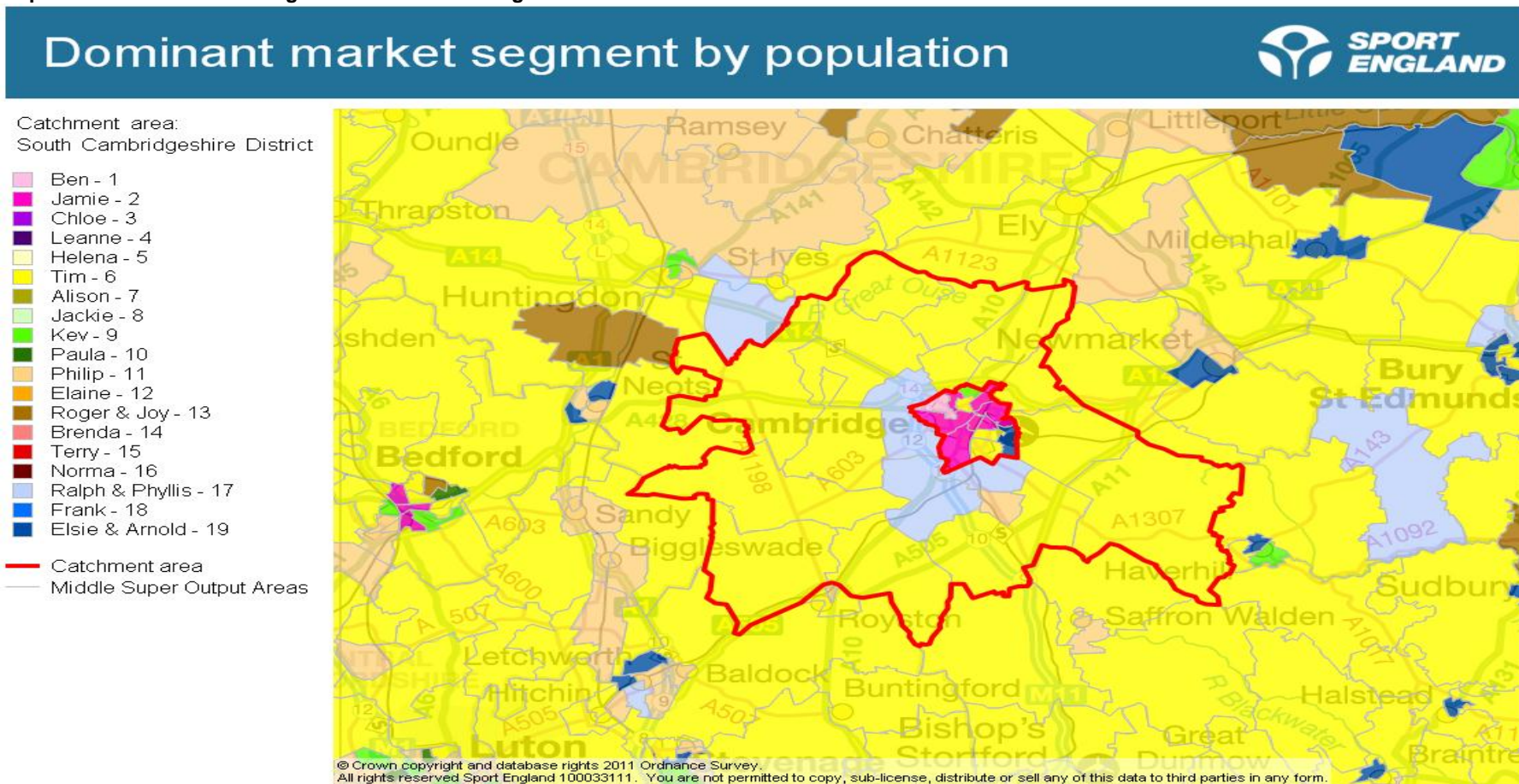
| MARKET SEGMENT AND NUMBER | SEGMENT NAME | DESCRIPTION | TOP PARTICIPATION SPORTS NATIONALLY | SOUTH CAMBRIDGESHIRE DISTRICT | |
|-------------------------------|-----------------------------|--|---|-------------------------------|---------------|
| | | | | NUMBER | RATE |
| Tim (6) | Settling Down Males | Sporty male professionals (aged 26-45), buying a house and settling down with partner. | Cycling, keep fit/ gym, swimming, football, athletics and golf. Club member and competitive sport. | 15,700 | 14.3 % |
| Philip (11) | Comfortable Mid Life Males | Mid-life professional (aged 46-55), sporty males with older children and more time for themselves. | Cycling, keep fit/ gym, swimming, football, golf. | 11,200 | 10.2% |
| Ralph and Phyllis (17) | Comfortable Retired Couples | Retired couples (aged 66+), enjoying active and comfortable lifestyles. | Keep fit/gym, Swimming, Golf | 9,800 | 8.9% |

Source: Sport England, 2010, Measure: Sport Market Segmentation

2.29. There are also quite large groups of: Chloe, Alison, Roger and Joys and Elaine's across South Cambridgeshire. The implications of the above analysis

is that there is a need to ensure provision of quality facilities for: cycling; fitness; keep fit/gym; swimming; football; athletics or running, and golf at local level.

Map 2.6: Dominant Market Segments South Cambridgeshire District



2.30. The distribution of the most dominant market segments in South Cambridgeshire is shown above in Map 2.6. This map shows that in South Cambridge, the majority segments across the district are Philip (south west of the District), Ralph and Phyllis (south and east of District) and Tim (across the District). This type of local intelligence should be used to develop and drive programmes to maximise participation opportunities at local level, by providing activities in which people want to take part.

PARTICIPATION TRENDS - CRICKET (SOURCE: ENGLAND AND WALES CRICKET BOARD)

- 2.31. There is significant demand for club cricket particularly juniors which continue to grow nationally and locally. Women's and girls' cricket is a national priority and there is a target to establish two girls' and one women's team in every local authority over the next five years. There is a requirement to support clubs to ensure access to segregated changing and toilet provision and access to good quality cricket pitches to support growth.
- 2.32. The ECB are working in partnership with its 39 County Cricket Boards undertaking a detailed participation review and producing a new participation strategy for 2016.
- 2.33. There is a massive enthusiasm for cricket in the South Asian communities, who make up one third of crickets overall participation base. Thousands of women and girls have been drawn into cricket over the past decade with nearly 600 clubs nationwide now offering access to the game.

PARTICIPATION TRENDS - FOOTBALL (SOURCE: FOOTBALL ASSOCIATION)

- 2.34. Whilst the Active People data demonstrates a sharp decline in the number of adults playing football once a week compared to 2005, The FA argues that their customer insight data – formed from response to 1000 interviews conducted every month – delves more deeply into the habits of the modern grassroots footballer and highlights the changing shape of today's amateur game
- 2.35. The FA report over the past 5 seasons, the number of adult male teams playing affiliated 11-a-side football has dropped but the average squad size has increased from 18 players to 24 players, suggesting that more people are playing the game but less often".
- 2.36. The FA recognises that it is not immune from a trend across all team sports which has seen lifestyle change impacting on numbers playing. The consumer has an array of choices. The FA are investing a great deal into the changing nature of grassroots and £40 million a year in ensuring they continue to reflect the needs of the modern grassroots in terms of playing opportunities and facilities.
- 2.37. Progress has been made with a significant and encouraging growth in mini-soccer and youth football with an increase in 5000 children's teams in the past 4 years. This has been achieved by the improved format through the youth review and by introducing 11-a-side at a later age. That introduction has become really popular and more children are playing football.
- 2.38. The FA reports a 100,000 participation increase across 14-25 year olds – driven by initiatives to boost youth and female participation – along with a 14 percent increase in the number of FA-affiliated disability teams.
- 2.39. The FA plan to invest £260 million into football facilities in the next 4 years. The Football Association has unveiled plans to build more than 150 new "football hubs" across the country by 2020.

- 2.40. The FA plan is to drastically increase investment in building more than 600 new all-weather 3G pitches, focused on 30 of the country's biggest cities, over the next six years.
- 2.41. Whereas grass pitches tend to be used for four to five hours a week, with matches often cancelled due to inclement weather, 3G pitches can be used for 70 to 80 hours a week (dependent upon floodlighting). They also promote better technical skills at a younger age, combined with a new approach to concentrating funding and the best coaches at younger age groups.
- 2.42. The vision is for "football hubs" that could host a mixture of school and community sessions during the day, youth coaching and matches in the evening and weekends and profit-making "pay as you play" sessions in the evening. These hubs would consist of possibly two floodlit 3G rubber crumb pitches and 6 grass adult pitches that could be used as flexible space for different age groups.

PARTICIPATION TRENDS - RUGBY (SOURCE RUGBY FOOTBALL UNION)

- 2.43. Rugby World Cup 2015 was expected to create a surge of interest in rugby, encouraging more people to become involved as players, volunteers and supporters and it has had an impact. Proof of this is O2 Touch rugby has hit a major milestone of 12,000 registered players in over 275 centres nationwide with a 7% increase in participation since the start of the Rugby World Cup.
- 2.44. The RFU has invested resources to ensure that new people are brought into the game, those who have left are inspired to return and those involved enjoy the best possible experience. By broadening its appeal into new areas the RFU is focused on growing the grassroots game and increasing regular participation.
- 2.45. Where Rugby has seen the greatest increase is in the number of 26 plus year olds participating once a week – now standing at 72 000. This has only been higher once in the last nine years (since the survey started) and that was in 2007/8 when it was 75 500 – most probably due to O2 Touch and on second XV and below Rugby.
- 2.46. At 14 plus the upward trend over the last three years – from 285 100 in 2012/13 to 325 900 in 2013/14 and again up to 352 900 in 2014/15.
- 2.47. The RFU announced in December 2015 that it is to invest in 100 artificial floodlit pitches for the grassroots game across the country over a four-year period. The investment will fund two types of pitches in locations across the country to ensure maximum access and rugby participation:
- **60 rugby club sites to be used by the host club and other local clubs, enabling games to be played and training to be maximised**
 - **40 community sites with a guaranteed number of hours for use by rugby**

PARTICIPATION TRENDS – HOCKEY (ENGLAND HOCKEY)

- 2.48. England Hockey states that there are more people playing Hockey since the 2012 London Olympics. Between 2012 and 2014 there has been an increase in hockey teams playing weekly in England.
- 2.49. In 2014 participation in hockey at under 14 was up by 25% on 2010/11. Very few sports are able to claim the same amount of increase.
- 2.50. There has been a marginal growth in adult teams which has been consistent for three years and England Hockey are seeing an increase in clubs getting involved in other hockey activities being offered, such as Quicksticks and Back to Hockey.
- 2.51. In 2015 participation in hockey at age 16+ was up to 88,200 compared to 84,300 the previous year. The 16 – 25-year age group participation was slightly up from 44,600 in 2013/2014 to 45,100 in 2014/15. The 26 + year age group was up from 39,700 2013/2014 to 42,900 in 2014/2015.

3. GROWTH STRATEGY OF CAMBRIDGE CITY COUNCIL AND SOUTH CAMBRIDGESHIRE DISTRICT

INTRODUCTION

CAMBRIDGE CITY COUNCIL AND SOUTH CAMBRIDGESHIRE LOCAL PLANS (SUBMISSION 2014)

- 3.1. Cambridge City Council and South Cambridgeshire District Council submitted Local Plans in March 2014. Both Local Plans will seek to manage growth across each respective authority up to 2031. While both Local Plans are separate they have been prepared and submitted together for joint Examination in order to fully address the impact of growth across both authorities and the need for a coordinated approach to policy development. This highlights the strategic need to manage cross boundary issues to do with sport and recreation infrastructure and the cross usage of facilities by local residents.
- 3.2. This Playing Pitch Strategy focuses on the period to 2031 This Strategy will inform growth beyond 2031 where possible, particularly where growth is planned that will extend beyond 2031, but it will need to be kept under review.

Page 105
3.3. The Councils have a long history of joint working reflecting the strong interaction between the two administrative areas and the two authorities have worked closely together on the preparation of their Local Plans, including joint consultation on issues and options of shared interest. Both plans are underpinned by the new Transport Strategy for Cambridge and South Cambridgeshire 2013 and set out policies and proposals to meet the objectively assessed development needs of the area and guide future development. The Local Plans were submitted to the Secretary of State in 2014, and at time of writing are undergoing Examination by an independent inspector before they can be adopted.

- 3.4. The inter-relationship between Cambridge and South Cambridgeshire is well established through the location of key employment sites, patterns of travel to work and access to services and facilities. This means that decisions cannot be taken in isolation and the future approach needs to remain joined up, as it has been in the past.
- 3.5. On the whole, South Cambridgeshire looks towards Cambridge City Council in functional terms, while Cambridge City Council is affected by a tight administrative boundary and surrounding Green Belt. Therefore, any decision relating to the spatial strategy in South Cambridgeshire is likely to have an impact on Cambridge and vice versa.

THE NEED FOR A PLAYING PITCH STRATEGY

- 3.6. Understanding the needs of different pitch sports at national level, and importantly how these needs impact at local level enables a LPA to provide appropriately to meet the needs of its communities. It is inevitable that needs of communities change over time, just as the playing and participative requirements of individual sports change. The demand for these at a local level need to be assessed and modelled to understand what this means in terms of actual pitch provision, otherwise a LPA could be providing too much or too little, thinking they are addressing local needs, but in fact they are not.

- 3.7. The very fact that the requirements of sports change at national level is one of the several justifications for undertaking PPS at a local level and critically for updating this analysis at least every 5, if not 3, years. However, it must also be understood that the Playing Pitch Strategy represents a ‘snap-shot’ in time based upon the anticipated level of growth planned for in the Greater Cambridge area.
- 3.8. This means there will be proposals that come forward for large residential developments within the plan period 2015-2031 that the Strategy has not taken into consideration. In such circumstances, a sports strategy¹ should be completed to determine the type and quantum of outdoor sports pitches needed. Applicants will be required to consult with the relevant LPAs, Football Association, Rugby Football Union and England and Wales Cricket Board to agree a Sports Strategy which must be submitted as part of any planning application. This is to ensure that sporting provision is planned at the start of the development and not as it grows.

SECTION 106 AGREEMENTS & THE COMMUNITY INFRASTRUCTURE LEVY

- 3.9. This Playing Pitch Strategy will be used to inform infrastructure needs of the area. In certain circumstances sports Infrastructure can be considered for funding through the Community Infrastructure Levy. Where appropriate, contributions towards offsite provision may also be sought towards projects through the Section 106 process. Such funding could be used to improve the quality of pitches and ancillary facilities, or towards new facilities.

POPULATION FIGURES USED

- 3.10. The future need for playing pitches based on population growth has been undertaken by using the population growth estimates to 2031 provided by the Research & Performance Team Cambridgeshire County Council (using their Cambridgeshire 2013 Based Population Forecasts published in February 2015). The population data provided by Research & Performance Team takes into consideration the housing trajectory figures for Cambridge City Council and South Cambridgeshire District Council in anticipating the amount and location of growth available at the time of the forecasts.

CAMBRIDGE CITY COUNCIL

- 3.11. The Vision Statement for the City in the Local Plan is:

The vision for Cambridge is of a compact, dynamic city, located within the high quality landscape setting of the Cambridge Green Belt. The city will draw inspiration from its iconic historic core, heritage assets and structural green corridors, achieving a sense of place in all its parts, with generous, accessible and biodiverse open spaces and well-designed architecture. Building on the city's reputation for design excellence, Cambridge's new development will be innovative and will promote the use of sustainable modes of transport, helping to support the transition to a more environmentally sustainable and successful low carbon economy.

- 3.12. The current Open Space and Recreation Standard for the City in respect of playing pitch provision is:

¹ Also known as a Sports Facility Development Plan

Table 3.1: Cambridge City Council – Open Space and Recreation Standard (Appendix I)

| OPEN SPACE | DEFINITION | STANDARD | CIL+ | ONSITE OR S106+ |
|---------------------------|------------------------------------|-------------------------------|------|-----------------|
| Outdoor Sports Facilities | Playing pitches, courts and greens | 1.2 hectares per 1,000 people | No | Yes |

* If on-site, a deduction from Community Infrastructure Levy liability will be made
* subject to corporate approval of these delivery mechanisms

- 3.13. This standard is an amalgamation of standards for different outdoor sports, namely grass and artificial pitches (for football, hockey, rugby and cricket), tennis courts, Multi-use Games Areas (MUGA) and bowling greens.
- 3.14. Based on the findings of this Playing Pitch Strategy, the total outdoor sports areas standard taking account of current provision and planned provision to meet future need identified through this study (for the city’s projected population in 2031) equates to approximately 1.2 hectares per 1,000 people. This standard can be separated into two categories: outdoor pitches (grass and artificial), 1.1 hectares; and the other outdoor sports areas, 0.1 hectares.
- 3.15. This standard is based on the findings of the latest Playing Pitch Strategy; however, the standard for outdoor playing pitches is indicative and should be used as a starting point to determine any on-site playing pitch provision. The delivery of outdoor playing pitches should be delivered in accordance with the most recently adopted Playing Pitch Strategy, where applicable.

Page 107

SOUTH CAMBRIDGESHIRE DISTRICT COUNCIL

- 3.16. The Vision Statement for South Cambridgeshire in the Local Plan is:

Policy S1. South Cambridgeshire will continue to be the best place to live, work and study in the country.

Our district will demonstrate impressive and sustainable economic growth. Our residents will have a superb quality of life in an exceptionally beautiful, rural and green environment.

3.17. The current Open Space and Recreation Standard for South Cambridgeshire in respect of playing pitch provision is:

Table 3.2: South Cambridgeshire District Council – Open Space and Recreation Standard

| OPEN SPACE | DEFINITION | STANDARD |
|-----------------------------|---------------|---|
| OPEN SPACE FOR FORMAL SPORT | Outdoor Sport | 1.6 hectares per 1000 people On site provision sought on developments above: 200 houses |

3.18. On a similar basis to Cambridge, the standard has been reviewed through this PPS, taking account of exiting provision and future need. The standard included in the Submitted South Cambridgeshire Local Plan of 1.6 ha. per 1000 people continues to provide an appropriate basis to guide provision through new developments, informed by the findings of this playing pitch strategy regarding the needs for individual sports.

3.19. The PPS has considered the specific need of playing pitches for both LPAs by taking into consideration the existing supply and demand, latent demand and the need for additional grass playing pitches by applying current Team Generation Rates to future population growth to 2031.

3.20. A number of major developments are planned in South Cambridgeshire and on the edge of Cambridge. This includes the new town of Northstowe, which will eventually deliver up to 10,000 dwellings.

3.21. The first phase has planning permission (1500 dwellings), and the second phase (3500 dwellings) has been approved subject to section 106 agreements. Two further new settlement sites have been identified in the Submitted South Cambridgeshire Local Plan, a new town north of Waterbeach and new village at Bourn Airfield. These three developments are anticipated to start prior to 2031, but significant elements of these developments will be built in the longer term. Development of these sites will take place over a long period, and the sporting needs will need to be monitored as these sites come forward.

3.22. Planning for a number of the major new developments is at an early stage. Identification of sports provision for these developments will need to consider the dwelling mix and population, and undergo consultation through the planning application process. Policy SC/4 of the submitted South Cambridgeshire Local Plan requires proposals for sites of 200 or more dwellings to be accompanied by detailed assessments and strategies prepared in consultation with services providers and to be approved by the local authorities, including for sports facilities. This PPS provides an indication of pitches likely to be required based on an estimated population and using team generation rate, however the specific needs of the sites will need to be reviewed through the planning application process. This should include the use of the FAs Housing Development Pitch Calculator and consider the playing pitches and ancillary facilities required for cricket, rugby and hockey. It should also be prepared in consultation with Sport England and the governing bodies, along with other stakeholders.

THE GREATER CAMBRIDGE AREA ENCOMPASSING CAMBRIDGE CITY COUNCIL & SOUTH CAMBRIDGESHIRE DISTRICT COUNCIL
PLAYING PITCH STRATEGY

- 3.23. Within the proposed new settlement areas e.g. Waterbeach and Bourn Airfield, where provision has not already been agreed (Post 2031), then there will be a need to provide football pitches on site, and possibly cricket depending on local demand and should form part of a comprehensive new settlement sports strategy. The RFU has a current view and have requested that any future provision for rugby post 2031 is provided by off-site provision.
- 3.24. This is to enable existing rugby clubs to remain sustainable but still provide quality facilities for new rugby players provided from new housing development.
- 3.25. Hockey has been very explicit that at this time in sustainability terms Hockey requires no future facilities for club or community hockey other than the facilities identified in this PPS up to 2031 and or from the Waterbeach or Bourn Airfield developments. Opportunities to encourage hockey play for young people should however be explored with the establishment of local schools/colleges and through the Sports Strategies required to accompany planning applications for the major new developments, and kept under review as the developments progress and new communities become established
- 3.26. The Local Plans seek to deliver at least 14,000 new homes in Cambridge, and 19,500 new homes in South Cambridgeshire. The main location of new homes to be developed in the City and South Cambridgeshire is summarised below:

Table 3.3: New Home Locations – Cambridge City Council and South Cambridgeshire District Council

| LOCATION OF NEW HOMES – CAMBRIDGE CITY COUNCIL | NUMBER OF DWELLINGS | STATUS |
|--|--|--|
| Darwin Green One (between Huntingdon and Histon Road) | 1,593 | Planning Permission Granted |
| NW Cambridge University Site (cross boundary site with South Cambridgeshire) | up to 3,000; up to 2,000 student bed spaces. | Under Construction |
| Southern Fringe – Clay Farm | up to 2,300 | Under Construction |
| Southern Fringe/Trumpington Meadows (cross boundary site with South Cambridgeshire) | 1,200 | Under Construction |
| Northern Fringe East – An employment led area of regeneration including a new railway station (Cambridge Science Park). The area is allocated for high quality mixed-use development, including employment uses such as B1, B2 and B8, as well as a range of supporting commercial, retail, leisure and residential uses (subject to acceptable environmental conditions). | TBC | Proposed Local Plan 2014 allocation, Area Action Plan in preparation |
| Cambridge East - North of Cherry Hinton (cross boundary site with South Cambridgeshire) | 1,200 780 in City & 420 in South Cambridgeshire | Proposed Local Plan 2014 allocation |

THE GREATER CAMBRIDGE AREA ENCOMPASSING CAMBRIDGE CITY COUNCIL & SOUTH CAMBRIDGESHIRE DISTRICT COUNCIL
PLAYING PITCH STRATEGY

| LOCATION OF NEW HOMES – CAMBRIDGE CITY COUNCIL | NUMBER OF DWELLINGS | STATUS |
|---|----------------------------|-------------------------------------|
| Clifton Road Area | 550 | Proposed Local Plan 2014 allocation |

| LOCATION OF NEW HOMES – SOUTH CAMBRIDGESHIRE DISTRICT COUNCIL (SITES OVER 200 DWELLINGS) | NUMBER OF DWELLINGS | STATUS |
|---|---|--|
| Darwin Green Two (between Huntingdon and Histon Road) | 1000 | Local Plan allocation |
| NW Cambridge University Site (cross boundary site with Cambridge) | See above | Local Plan allocation |
| Cambridge East – North of Cherry Hinton (cross boundary site with South Cambridgeshire) | See above | Local Plan allocation |
| Cambridge East – north of Newmarket Rd - Wing | 1,300 | Outline Planning Application received |
| Southern Fringe/Trumpington Meadows (cross boundary site with South Cambridgeshire) | See above | Under Construction |
| Northstowe New Town | Up to 10,000 (3,445 anticipated by 2031) | Local Plan allocation Phase 1 Under Construction. |
| Waterbeach New Town | 8,000 – 9,000 (2,050 anticipated by 2031) | Proposed Local Plan 2014 allocation |
| New Village at Bourn Airfield approx. | 3,500 (1,360 anticipated by 2031) | Proposed Local Plan 2014 allocation |
| Cambourne West | 1,200 | Proposed Local Plan 2014 allocation |
| Sawston – Babraham Road (3 allocations) | 540 | Proposed Local Plan 2014 allocation |

THE GREATER CAMBRIDGE AREA ENCOMPASSING CAMBRIDGE CITY COUNCIL & SOUTH CAMBRIDGESHIRE DISTRICT COUNCIL PLAYING PITCH STRATEGY

3.27. Strategic sites included in local plan in South Cambridgeshire District Council only (where on-site pitch / Multi Use Games Area (MUGA) provision is expected as a minimum, but there could also be indoor facilities).

- **Darwin Green Two - Land between Huntingdon Rd and Histon Rd** (1,000 dwellings) – Policy SS/2 includes the following ‘... Provision for outdoor sports facilities, provision for teenagers and children, and informal open space, and allotments will be made in accordance with Policies SC/7 and SC/8. If the most appropriate locations for provision in accordance with the Masterplan for the site are found to lie within the adjoining development in the City of Cambridge, e.g. in the proposed local centre, the planning obligation will include a requirement for contributions to the provision of offsite services and facilities.’
- **Cambridge East** – north of Newmarket Rd –Wing- – 1,300 dwellings will be delivered in South Cambs. Policy SS/3 replaces policies in Cambridge East Area Action Plan.
- Cambridge East – North of Cherry Hinton – 420 dwellings will be delivered in South Cambs
- **Waterbeach New Town** 8,000 – 9,000 dwellings – Policy SS/5 includes the following ‘An AAP will be prepared for the area shown on the Policies Map. The AAP will establish a policy framework for the site, and will address issues and requirements including Open space, sports and leisure facilities.’
- **New Village at Bourn Airfield approx. 3,500 – Policy SS/6 includes the following ‘...The AAP will** establish a policy framework for the site, and will address issues and requirements including: ... Open space, sports and leisure facilities;
- **Cambourne West** 1,200 – Policy SS/8 includes the following ‘...Development taking place in accordance with a Masterplan to be submitted for approval by the Local Planning Authority as part of the first application for planning permission.’
- **Northstowe** – Planning Permission for phase 1 - April 2014. Phase 2 yet to be determined at time of writing.

3.28. Phase One:

- | | | |
|---------------------------|---|---------------------------|
| • 1 senior football pitch | • 2 junior football pitches | • 2 mini football pitches |
| • 1 senior rugby pitch | • 1 3G rubber Crumb IRB compliant for Rugby | • Pavilion |

3.29. Phase Two – Provision Subject to signing S106 (community):

THE GREATER CAMBRIDGE AREA ENCOMPASSING CAMBRIDGE CITY COUNCIL & SOUTH CAMBRIDGESHIRE DISTRICT COUNCIL
PLAYING PITCH STRATEGY

- Tennis/netball x 4 courts
- Skate park
- Synthetic Turf Pitch (floodlit 3 or 4G: mainly football and rugby)
- Cricket x 1 pitch x 8 wickets including artificial turf
- Football adult x 2 pitches (Western Hub)
- Football junior x 2 pitches (Western Hub)
- Football mini x 4 pitches
- Football adult x 1 pitch
- Football junior x 2 pitches

Page 112

380. The level of development across the City of Cambridge and South Cambridgeshire District Council also requires new Schools. Cambridgeshire County Council has provided the following information with regards to new schools. The school playing pitches have not been considered to provide for future community use within South Cambridgeshire District Council area as there is no guarantee of formal community use, however, community use will continue to be sought where possible.

Table 3.4 New School Development with projected Playing Pitch Provision.

| | SCHOOL SIZE | OPENING YEAR | PLAYING FIELD AREA | POTENTIAL PITCHES - WHERE KNOWN |
|------------------------|---------------------|--------------|--------------------|---------------------------------|
| PRIMARY SCHOOLS | | | | |
| Darwin Green Primary | 2FE (420 places) | Sep-19 | 0.84 ha | |
| Darwin Green 2 Primary | 2FE (420 places) | ? | 0.84 ha | |
| Wing | 2FE (420 places) | ? | 0.84 ha | |

THE GREATER CAMBRIDGE AREA ENCOMPASSING CAMBRIDGE CITY COUNCIL & SOUTH CAMBRIDGESHIRE DISTRICT COUNCIL
PLAYING PITCH STRATEGY

| | SCHOOL SIZE | OPENING YEAR | PLAYING FIELD AREA | POTENTIAL PITCHES - WHERE KNOWN |
|-----------------------|----------------------------|---------------------|--------------------|----------------------------------|
| Cambourne West 1 | 2-3FE (420 -630 places) | ? | 0.84 - 1.26 ha | |
| Cambourne West 2 | 2-3FE (420 -630 places) | ? | 0.84 - 1.26 ha | Minimum of 1 x Junior pitch |
| Bourn Airfield 1 | 2-3FE (420 -630 places) | ? | 0.84 - 1.26 ha | Minimum of 1 x Junior pitch |
| Bourn Airfield 2 | 2-3FE (420 -630 places) | ? | 0.84 - 1.26 ha | Minimum of 1 x Junior pitch |
| Northstowe Pathfinder | 3FE (630 places) | Sep-17 | 1.26 ha | 3 (2 small; 1 Junior) |
| Northstowe 2nd | 3FE (630 places) | Possibly 2021/22 | 1.26 ha | 3 (2 small; 1 large) |
| Northstowe 3rd | 2FE (420 places) | ? | 0.84 ha | Minimum of 1 x Junior pitch |
| Waterbeach New Town 1 | 3-4FE (630-840 places) | ? | 1.26 - 1.68 ha | minimum of 3 (2 small; 1 Junior) |

THE GREATER CAMBRIDGE AREA ENCOMPASSING CAMBRIDGE CITY COUNCIL & SOUTH CAMBRIDGESHIRE DISTRICT COUNCIL
PLAYING PITCH STRATEGY

| | SCHOOL SIZE | OPENING YEAR | PLAYING FIELD AREA | POTENTIAL PITCHES - WHERE KNOWN |
|--------------------------|------------------------------------|--------------|--------------------|--|
| Waterbeach New Town 2 | 3-4FE (630-840 places) | ? | 1.26 - 1.68 ha | minimum of 3 (2 small; 1 Junior) |
| SECONDARY SCHOOLS | | | | |
| Northwest Cambridge | 6FE (900 places) | Sep-21 | 3.75 ha | 6 (3 small; 2 medium; 1 large) |
| Cambourne West | 6FE (900 places) | ? | 3.75 ha | 6 (3 small; 2 medium; 1 large) |
| Bourn Airfield | 5-6FE (750-900 places) | ? | 3.23 - 3.75 ha | 5 (2 small; 2 medium; 1 large) - 6 (3 small; 2 medium; 1 large) |
| Northstowe | 4FE (Ultimately expanding to 12FE) | Sep-19 | 2.7 ha | 4 (2 small; 1 medium; 1 large) Will have 1 ATP Ultimately - 8 (3 small; 3 medium; 2 large) - 12 (5 small; 4 medium; 3 large) |
| Waterbeach New Town | 8-12FE (1,200 - 1,800 places) | ? | 4.80 - 6.90 ha | 8 (3 small; 3 medium; 2 large) - 12 (5 small; 4 medium; 3 large) |

THE GREATER CAMBRIDGE AREA ENCOMPASSING CAMBRIDGE CITY COUNCIL & SOUTH CAMBRIDGESHIRE DISTRICT COUNCIL
PLAYING PITCH STRATEGY

| | SCHOOL SIZE | OPENING YEAR | PLAYING FIELD AREA | POTENTIAL PITCHES - WHERE KNOWN |
|--------------------------|---------------------|--------------|--------------------|---------------------------------|
| Cambridge East Secondary | 6FE (900 places) | ? | 3.75 ha | 6 (3 small; 2 medium; 1 large) |

4. STRATEGIC CONTEXT SPORT

SPORTING FUTURE: A NEW STRATEGY FOR AN ACTIVE NATION – DEPARTMENT FOR CULTURE, MEDIA AND SPORT (DECEMBER 2015)

- 4.1. The Department for Culture, Media and Sport released a new strategy for Sport in December 2015. The government's sport strategy Sporting Future: A New Strategy for an Active Nation.
- 4.2. Public investment into community sport is to reach children as young as five. The move will see Sport England's remit changed from investing in sport for those aged 14 and over to supporting people from five years old right through to pensioners, in a bid to create a more active nation.
- 4.3. Investment will be targeted at sport projects that have a meaningful, measurable impact on how they are improving people's lives – from helping young people gain skills to get into work, to tackling social inclusion and improving physical and mental health.
- 4.4. Funding will also be targeted at groups who have low participation rates to encourage those who do not take part in sport and physical activity to get involved. This includes supporting women, disabled people, those in lower socio-economic groups and older people. Sport England will set up a new fund in 2016 to get inactive people physically active and will support and measure participation in sport and wider physical activity going forward.
- 4.5. At the elite end of sport, government is supporting our Olympic and Paralympic athletes beyond Rio 2016 through to Tokyo 2020 with increased exchequer funding.
- 4.6. The key driver for the strategy is to increase participation in sport and physical activity and to make activity an integral part of everyday life in the UK, for everyone.

GOVERNMENT STRATEGY FOR SPORT – “CREATING A SPORTING HABIT FOR LIFE- A NEW YOUTH SPORT STRATEGY” 2012

- 4.7. Developed by the Department of Culture Media and Sport and with a major role for Sport England in coordinating its delivery, this strategy identifies a significant drop in participation rates in key sports in the 16-25 age range.
- 4.8. The gender difference is particularly stark as only 1 in 3 girls participate compared with 1 in 2 boys. The focus is therefore to increase consistently the number of young people developing sport as a habit for life.
- 4.9. Over the next 5 years Sport England will invest £1 billion pounds working with schools, colleges, universities and County Sport Partnerships.
- 4.10. A key aim is to establish a sustainable network between schools and clubs in local communities, and this will be achieved by;

- **Building a legacy of competitive sport in schools**

An investment of £150m from DCMS, Sport England, Health Education and sponsorship will develop inter and intra school competition, and local, regional and national games.

- **Improving links between schools and community sport clubs**

Strengthening links between clubs, schools, FE colleges and universities in conjunction with the National Governing Bodies of Sport (NGBs) will develop 6000 new school club links by 2017 and 150 FE colleges will have full time sport professionals to develop new sporting opportunities for their students.

- **Working with NGBs focussing on youth**

NGBs will develop new “whole sport plans” for the period 2013-2017 with a focus on the 14-25 age range; they will also be charged with increasing participation in adults, people with disability and establishing development pathways for those with talent to fulfil their potential.

- **Investing in facilities**

Building on the “Places people Play” programme, Sport England will invest a further £160m of lottery funding in to building or improving facilities and local clubs.

- **Investing in local facilities and the voluntary sector**

Encouragement will be given to local authorities, clubs not associated with NGBs and other voluntary groups to provide quality sporting experiences and Sport England will establish a dedicated funding stream for local community clubs.

FOOTBALL ASSOCIATION (FA)

4.11. The Football Association is the national governing body responsible for football in England. Facility improvement will be a focus in delivering their ‘National Game Strategy’ and will underpin the different programmes being rolled out to drive participation.

4.12. There is one organisation that has responsibility for football affiliation and administration across Cambridge City Council and South Cambridgeshire District Council. This is Cambridgeshire FA.

4.13. The FA’s priorities for 2015 to 2019 are as follows:

PRIORITIES

4.14. **The FA will make a record £260 million of investment to boost participation and the development of grassroots football in England.**

- **Participation – More Players Playing Football More Often**
 - Boost female youth participation by 11%
 - Retain and support the existing 119,000 affiliated male, female and disability teams.
 - Increase over 16s playing every week by over 200,000 by offering a variety of formats available.
 - Innovative programmes and grants to provide a range of playing opportunities in education, clubs, leagues and other community settings
- **Better Training and Playing Facilities**
 - £48m of FA investment in new and improved facilities through the Football Foundation to create 100 new football turf pitches and improve 2000 grass pitches.
 - Invest in and roll out a new sustainable model for grassroots facilities in 30 cities through football hubs owned and operated by local communities.
 - Ensure half of mini-soccer and youth matches are played on high quality artificial grass pitches.
- **Player Development – Better quality players being developed and entering the talent pathways**
 - The FA will invest £16m into coach development, education, mentoring and bursary programmes.
 - An extra 1,000 top level (FA Youth Award Module 3) grassroots coaches developed at FA Charter Standard clubs.
 - Create the best competition formats and environment for young players.
 - Ongoing investment in The FA Skills programme to provide high quality age appropriate coaching for 5 – 11 year olds.
- **Football Workforce**
 - Recruiting and developing volunteers and paid staff who service the game
- **Improved Technology – To run the game more efficiently**
 - Communicate directly with all participants
 - Each County FA to have Inclusion Advisory Board with targets to diversify coaching and refereeing
 - 90% of youth and adult matches to be officiated by a qualified referee.

FA YOUTH DEVELOPMENT REVIEW

- 4.15. The FA has concluded its Youth Development Review, which has made changes to formats and facilities within grassroots youth football from the football season 2013/14 onwards.
- 4.16. The proposals included raising the minimum age for competitive leagues, developing small sided football and introducing a 9 a-side game for Under 12s. The FA has set a range of revised pitch sizes, better suited to the needs of children of different ages. Table 4.1 identifies the youth format age groups and pitch sizes that need to be provided for football in the future across Cambridge City Council and South Cambridgeshire District Council.

Table 4.1: Youth Format Ages and Pitch Sizes from 2013/14 Season Onwards

| AGE | FORMAT | PITCH SIZE (WITH RUNOFF) | GOAL SIZE |
|---------|---------|--------------------------|---------------|
| U7/U8 | 5 v 5 | 43m x 33m | 3.66m x 1.83m |
| U9/U10 | 7 v 7 | 61m x 43m | 3.66m x 1.83m |
| U11/U12 | 9 v 9 | 79m x 52m | 4.88m x 2.13m |
| U13/U14 | 11 v 11 | 88m x 56m | 6.40m x 2.13m |
| U15/U16 | 11 v 11 | 97m x 61m | 7.32m x 2.44m |
| U17/U18 | 11 v 11 | 106m x 70m | 7.32m x 2.44m |

- 4.17. With the new pitch sizes come challenges of provision now and in the future. It is believed that the pressure points for football pitches will be for Junior 11 v 11 and 9 v 9 pitches.

CRICKET (SOURCE: ENGLAND AND WALES CRICKET BOARD)

MORE PLAY STRATEGY – ENGLAND AND WALES CRICKET BOARD (2016)

- 4.18. The England and Wales Cricket Board have in 2016 produced a More Play Strategy. The vision of the strategy is “**A Game for Everyone – Cricket Played, Watched and Loved by More People.**”
- 4.19. The mission of the More Play Strategy is to

“Drive growth through a more accessible game that inspires the next generation of players, coaches, officials and volunteers.”

- 4.20. The definition of success will be:

- **Significant growth in participation.**
- **Engender greater enthusiasm amongst kids.**
- **Diversification of the game and provide more opportunities to play.**
- **All facilitated through modern administration systems and strong partnerships**

4.21. The key areas of focus and objectives are:

1. Clubs, leagues & volunteers (Clubs)

Objective: Support the growth ambitions of clubs through creating outstanding experiences for all.

2. Children & Young People (Kids)

Objective: Inspire the next generation to take up a lifelong association with the game.

3. Community engagement & inclusive participation (Community)

Objective: Diversify our participation base to ensure cricket is at the heart of our communities.

4. Casual cricket and new formats (Casual)

Objective: Provide more opportunities for people to play social versions of the game.

HOCKEY (SOURCE: ENGLAND HOCKEY)

4.22. In 2012, England Hockey released its facility guidance which is intended to assist organisations wishing to build or protect hockey pitches for hockey. It identifies that many existing hockey AGPs are nearing the end of their useful life as a result of the installation boom of the 90's. Significant investment is needed to update the playing stock and protect the sport against inappropriate surfaces for hockey as a result of the rising popularity of AGPs for a number of sports.

4.23. The England Hockey Vision is:

“For every hockey club in England to have appropriate and sustainable facilities that provide excellent experiences for players.”

4.24. The mission is:

“More, Better, Happier Players with access to appropriate and sustainable facilities.”

4.25. The 3 main objectives of the facilities strategy are:

Page
121

- 1. PROTECT:** To conserve the existing hockey provision - We currently have over 800 pitches that are used by hockey clubs (club, school, universities.) We need to retain the current provision where appropriate to ensure that hockey is maintained across the country.
- 2. IMPROVE:** To improve the existing facilities stock (physically and administratively) - The current facilities stock is ageing and there needs to be strategic investment into refurbishing the pitches and ancillary facilities. There needs to more support for clubs to obtain better agreements with facilities providers & education around owning an asset.
- 3. DEVELOP:** To strategically build new hockey facilities where there is an identified need and ability to deliver and maintain. This might include consolidating hockey provision in a local area where appropriate.

RUGBY (SOURCE: RUGBY FOOTBALL UNION)

4.26. The Rugby Football Union (RFU) is the national governing body for the development of Rugby Union. The RFU ‘Whole Sport Plan 2013 – 2017’ aims to use the Sport England funding to capitalise on hosting the Rugby World Cup in 2015 and generate more interest in the sport. The funding will be used over the 4-year period to support the RFU’s key priorities.

4.27. The RFU’s National Facilities Strategy provides a framework for the sustainable development of facilities for rugby union in England, at a national, regional and local level.

4.28. The framework enables clubs, Constituent Bodies (CBs) the Rugby Football Union (RFU) and other partners to:

- **Identify priorities for facility developments to meet the various needs of the sport.**
- **Identify what facilities are required to meet the needs of the Government sports policy and the RFU's Strategic Plan.**
- **Support the prioritisation of investment and funding through a detailed set of developmental criteria, technical requirements, management / operational structures and potential financial viability which will be critical to the provision of quality rugby facilities.**
- **Prioritise future investment to ensure that the right facilities are provided in the right locations and for the right reasons.**
- **Identify and deliver a minimum standard for all facility provision**

4.29. It is also a high priority for the RFU to target investment in the following:

- **Upgrade and transform social, community and catering facilities, which can support the generation of additional revenues**
- **Facility upgrades, which result in an increase in energy-efficiency, in order to reduce the running costs of clubs**
- **Pitch furniture, including rugby posts and pads, pitch side spectator rails and grounds maintenance equipment**

5. CAMBRIDGE CITY COUNCIL SPORT SUMMARIES

FOOTBALL

SUPPLY

ACCESSIBILITY AND COMMUNITY USE

5.1. There are 13 individual sites offering 39 secured community use (definition paragraph 6.5) grass football pitches of different types in the City of Cambridge. Table 5.1 identifies the number of secured community use pitches by typology. In addition, there are 7 sites offering unsecured community use across the City of Cambridge. The unsecured sites that hold community use football currently are:

- **St Bede’s School**
- **Trinity College Old Fields**
- **St Catherine’s College**
- **Perse Upper School**
- **Cass Centre (Cambridge University Press)**
- **Fitzwilliam College**
- **Long Road School**
-

5.2. 3 of the unsecured community use sites are University College Sports Grounds, 1 is Cambridge University Press and 3 are school sites.

Table 5.1: Football Pitch Provision City of Cambridge by typology

| | ADULT | JUN 11 V 11 | JUN 9 V 9 | MINI 7 V 7 | MINI 5 V 5 | TOTALS |
|------------------|-------|-------------|-----------|------------|------------|--------|
| TOTAL | 25 | 4 | 3 | 16 | 3 | 51 |
| SECURED | 16 | 4 | 3 | 13 | 3 | 39 |
| UNSECURED | 9 | 0 | 0 | 3 | 0 | 12 |

5.3. 39 grass football pitches offer secured community use with 12 grass pitches classed as unsecured community use.

THE GREATER CAMBRIDGE AREA ENCOMPASSING CAMBRIDGE CITY COUNCIL & SOUTH CAMBRIDGESHIRE DISTRICT COUNCIL
PLAYING PITCH STRATEGY

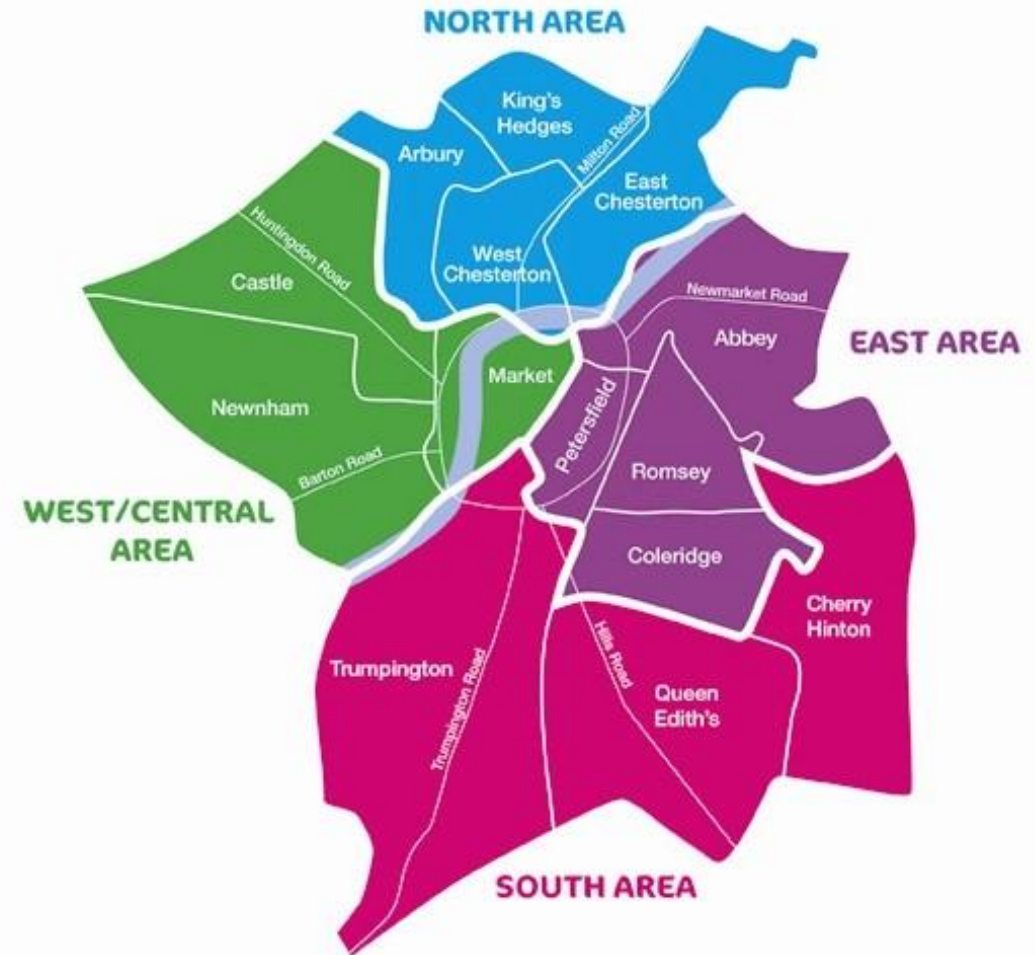
- 5.4. The table above identifies a total of 25 adult pitches, 16 are secured community use and 9 unsecured community use. There are 4 junior 11 v 11 pitches of which all 4 are secured community use. There are 3 juniors 9 v 9 pitches, all 3 of these are secured community use. There are 16 mini soccer 7 v 7 pitches 13 are secured and 3 are unsecured community use. There are 3 mini soccer 5 v 5 pitches all 3 are secured community use.
- 5.5. The assessment of **secured** public use was undertaken in the context of the Sport England definition of community use, and embraces:
- 1. All local authority pitches;**
 - 2. Educational facilities whether subject to formal dual use, community use agreements or similar formal hire arrangements with local teams or not;**
 - 3. Any other facilities which are available to the public as a result of formal dual / community use agreements; and**
 - 4. Any facilities owned, used or maintained by clubs/private individuals, which as a matter of policy or practice are available for use by sections of the public through membership of a club or admission fees.**

THE GREATER CAMBRIDGE AREA ENCOMPASSING CAMBRIDGE CITY COUNCIL & SOUTH CAMBRIDGESHIRE DISTRICT COUNCIL PLAYING PITCH STRATEGY

5.6. The Playing Pitch Strategy has divided the City of Cambridge into four sub areas at the request of the PPS Steering Group. These are:

- **North Area Committee, Kings Hedges, Arbury, West Chesterton and East Chesterton**
- **East Area Committee. Abbey, Coleridge, Petersfield and Romsey wards**
- **West/Central Area Committee, Castle, Market and Newnham wards**
- **South Area Committee, Cherry Hinton, Queen Edith's and Trumpington Wards**

A map of the sub areas for Cambridge City Council is shown opposite.



5.8. The following tables identify the number of secured community and unsecured community use pitches across the 4 sub areas. These tables do not include the University of Cambridge or University of Cambridge College football pitches unless they have community football teams using their pitches.

THE GREATER CAMBRIDGE AREA ENCOMPASSING CAMBRIDGE CITY COUNCIL & SOUTH CAMBRIDGESHIRE DISTRICT COUNCIL
PLAYING PITCH STRATEGY

Table 5.2: Sub Area Current Secured and Unsecured Community Use Football Pitches and Pitches that could be brought back into use

| NORTH AREA COMMITTEE | SENIOR | JUNIOR | JUNIOR | JUNIOR | MINI | TOTALS |
|--|----------|----------|----------|----------|----------|-----------|
| | | 11 V 11 | 9 V 9 | 7 V 7 | 5 V 5 | |
| Current number of pitches secured community use 2015 | 4 | 1 | 0 | 6 | 1 | 12 |
| Current number of pitches unsecured community use | 0 | 0 | 0 | 0 | 0 | 0 |
| TOTAL PITCHES | 4 | 1 | 0 | 6 | 1 | 12 |

| EAST AREA COMMITTEE | SENIOR | JUNIOR | JUNIOR | JUNIOR | MINI | TOTALS |
|---|----------|----------|----------|----------|----------|-----------|
| | | 11 V 11 | 9 V 9 | 7 V 7 | 5 V 5 | |
| Current number of pitches providing community Use | 9 | 0 | 0 | 2 | 0 | 11 |
| Current number of pitches providing unsecured Community Use | 0 | 0 | 0 | 1 | 0 | 1 |
| TOTAL PITCHES | 9 | 0 | 0 | 3 | 0 | 12 |

| WEST CENTRAL AREA COMMITTEE | SENIOR | JUNIOR | JUNIOR | JUNIOR | MINI | TOTALS |
|---|----------|----------|----------|----------|----------|----------|
| | | 11 v 11 | 9 v 9 | 7 v 7 | 5 v 5 | |
| Current number of pitches providing secured community use | 0 | 0 | 0 | 0 | 0 | 0 |
| Current number of pitches providing unsecured community use | 3 | 0 | 0 | 1 | 0 | 4 |
| TOTAL PITCHES | 3 | 0 | 0 | 1 | 0 | 4 |

| SOUTH AREA COMMITTEE | SENIOR | JUNIOR | JUNIOR | JUNIOR | MINI | TOTALS |
|---|----------|----------|----------|----------|----------|-----------|
| | | 11 v 11 | 9 v 9 | 7 v 7 | 5 v 5 | |
| Current number of pitches providing secured community use | 3 | 3 | 3 | 5 | 2 | 16 |
| Current number of pitches providing unsecured community use | 6 | 0 | 0 | 1 | 0 | 7 |
| TOTAL PITCHES | 9 | 3 | 3 | 6 | 2 | 23 |

5.9. The North Committee Area provides for 12 football pitches; of which all provide secured community use.

5.10. The South Committee Area has the highest concentration of pitches used by football clubs. 16 pitches are in secured community use and 5 pitches are unsecured community use.

5.11. The East Area provides 11 secured community use pitches and 1 unsecured community use pitch.

5.12. The West Central Committee Area has no secured community use pitches and provides 4 unsecured community use pitches. The unsecured community use pitches are at University College sites that allow a small amount of community use in the West Central Committee Area.

THE GREATER CAMBRIDGE AREA ENCOMPASSING CAMBRIDGE CITY COUNCIL & SOUTH CAMBRIDGESHIRE DISTRICT COUNCIL
PLAYING PITCH STRATEGY

5.13. The South Committee Area has the highest concentration of pitches used by football clubs. 16 pitches are in secured community use and 5 pitches provide unsecured community use.

OTHER FOOTBALL PITCHES – THESE ARE CURRENTLY UNAVAILABLE FOR COMMUNITY USE

5.14. There are 19 sites across the City of Cambridge that have football provision but do not make the football provision available to community use football teams. These are identified in Table 5.3. There are three additional City of Cambridge Council sites can offer community use of pitches St Albans Recreation Ground can offer a Junior 11 v 11 and a junior 9 v 9 pitch if needed. Coleridge Recreation Ground and Romsey Recreation Ground.

Table 5.3: Pitch sites and typology of pitches that are currently unavailable for community use

| SITE NAME | OWNERSHIP | COMMUNITY USE CATEGORY | TYPE OF PITCH - ON SITE | | | | TOTALS | |
|---------------------------------|---------------------------------------|---------------------------------|-------------------------|---------|-------|-------|--------|-------|
| | | | ADULT | YOUTH | | MINI | | |
| | | | | 11 V 11 | 9 V 9 | 7 V 7 | | 5 V 5 |
| St Marys School Playing Fields | Owned by St Mary's Independent School | Not available for community use | 0 | 0 | 1 | 0 | 0 | 1 |
| St Faiths School (South) | Owned by St Mary's Private School. | Not available for community use | 0 | 0 | 0 | 2 | 0 | 2 |
| The Perse Preparatory School | Owned by Independent School | Not available for community use | 0 | 0 | 0 | 4 | 1 | 5 |
| Jesus College (North Area) | University College | Not available for community use | 2 | 0 | 0 | 0 | 0 | 2 |
| Downing College (West Central) | University College | Not available for community use | 2 | 0 | 0 | 0 | 0 | 2 |
| Gonville & Caius (West Central) | University College | Not available for community use | 2 | 0 | 0 | 0 | 0 | 2 |
| Corpus Christi (West Central) | University College | Not available for community use | 2 | 0 | 0 | 0 | 0 | 2 |

THE GREATER CAMBRIDGE AREA ENCOMPASSING CAMBRIDGE CITY COUNCIL & SOUTH CAMBRIDGESHIRE DISTRICT COUNCIL
PLAYING PITCH STRATEGY

| SITE NAME | OWNERSHIP | COMMUNITY USE CATEGORY | TYPE OF PITCH - ON SITE | | | | | TOTALS |
|---|----------------------|---------------------------------|-------------------------|---------|-------|-------|-------|--------|
| | | | ADULT | YOUTH | | MINI | | |
| | | | | 11 V 11 | 9 V 9 | 7 V 7 | 5 V 5 | |
| Emmanuel College (West Central) | University College | Not available for community use | 2 | 0 | 0 | 0 | 0 | 2 |
| Wilberforce Road (West Central) | Cambridge University | Not available for community use | 1 | 0 | 0 | 1 | 0 | 2 |
| Newnham College (West Central) | University College | Not available for community use | 1 | 0 | 0 | 0 | 0 | 1 |
| Pembroke College (West Central) | University College | Not available for community use | 3 | 0 | 0 | 0 | 0 | 3 |
| Kings College & Selwyn College (West Central) | University College | Not available for community use | 6 | 0 | 0 | 0 | 0 | 6 |
| St Johns College (West Central) | University College | Not available for community use | 3 | 0 | 0 | 1 | 0 | 4 |
| Trinity Hall Sports Ground (West Central) | University College | Not available for community use | 1 | 0 | 0 | 0 | 0 | 1 |
| Churchill College (west Central) | University College | Not available for community use | 2 | 0 | 0 | 0 | 0 | 2 |
| Queens and Robinson College (West Central) | University College | Not available for community use | 5 | 0 | 0 | 0 | 0 | 5 |
| Homerton College (South) | University College | Not available for community use | 1 | 0 | 0 | 0 | 0 | 1 |
| Clare College (south) | University College | Not available for community use | 2 | 0 | 0 | 0 | 0 | 2 |

THE GREATER CAMBRIDGE AREA ENCOMPASSING CAMBRIDGE CITY COUNCIL & SOUTH CAMBRIDGESHIRE DISTRICT COUNCIL
PLAYING PITCH STRATEGY

| SITE NAME | OWNERSHIP | COMMUNITY USE CATEGORY | TYPE OF PITCH - ON SITE | | | | TOTALS | |
|----------------|----------------------|---------------------------------|-------------------------|----------|----------|----------|----------|-----------|
| | | | ADULT | YOUTH | | MINI | | |
| | | | | 11 V 11 | 9 V 9 | 7 V 7 | | 5 V 5 |
| Fenners (East) | Cambridge University | Not available for community use | 2 | 0 | 0 | 1 | 0 | 3 |
| TOTALS | | | 37 | 0 | 1 | 9 | 1 | 48 |

CAMBRIDGE UNIVERSITY COLLEGES FOOTBALL AND ANGLIA RUSKIN UNIVERSITY (CAMBRIDGE)

- 5.15. The University Colleges football sites are used by the University Colleges teams. The University Colleges have their own League, the Cambridge University Football Association Football League. The League has a Premier Division and Five Leagues. In the 2014 – 2015 season the league had 73 teams participating and all games are played on Saturday mornings. Long Road Sixth College also participates in this League.
- 5.16. The Cambridge University Football Association Football League in the 2014/15 season used 33.5 pitches at its peak time of use on a Saturday morning. The number of pitches available at the peak time of use is 46.
- 5.17. There are sufficient pitches to meet the demand of the League. The Cambridge University Football Association also runs 2 5 v 5 leagues on a Thursday afternoon.

BRITISH UNIVERSITIES COLLEGES (BUCs) LEAGUE

- 5.18. The University of Cambridge and Anglia Ruskin College (Cambridge) have teams that play in the BUCs League on Wednesday afternoons. The University of Cambridge has a Men's 1st and 2nd team and a Women's 1st team in the Bucs League. The Wilberforce Road and Fenners football pitches are used for these matches.
- 5.19. Anglia Ruskin University (Cambridge) have a 1st, 2nd and 3rd team and a Women's 1st team playing in the BUCs League on Wednesdays. Anglia Ruskin play outside of Cambridge currently in South Cambridge at Girton's Recreation Ground as Anglia Ruskin's own facility at Howes Place is not fit for use.

OWNERSHIP & MANAGEMENT

- 5.20. Table 5.4 shows that Education own 45% of the secured and unsecured community use football sites. The City of Cambridge own 35% and the University Colleges 20%. This emphasises the issue that secured community use agreements on education sites are required to be in place.

THE GREATER CAMBRIDGE AREA ENCOMPASSING CAMBRIDGE CITY COUNCIL & SOUTH CAMBRIDGESHIRE DISTRICT COUNCIL
PLAYING PITCH STRATEGY

Table 5.4: Ownership of Pitches

| TYPE OF OWNERSHIP | PERCENTAGE OF FOOTBALL SITES OWNED IN SECURED AND UNSECURED COMMUNITY USE |
|--|---|
| Cambridge University and Colleges | 4 (20%) |
| Education (State Maintained, Academies and Foundation and Private) | 9 (45%) |
| Local Authority (Cambridge City Council) | 7 (35%) |

FOOTBALL PITCH QUALITY

5.21. The quality of football pitches across the City of Cambridge have been assessed by site visits and user consultation to come to an agreed rating with the Football Association NGB of either:

- **Good**
- **Standard**
- **Poor**

5.22. Quality of pitches determines the capacity or number of times a pitch can be played. The FA has set guidance standards for the number of matches that each grass pitch type should be able to accommodate without adversely affecting its current quality (pitch capacity).

5.23. The following table identifies the guidelines for quality and capacity that have been used across the City of Cambridge Playing Pitches.

Table 5.5: Guidelines for Football Pitch Quality across the City of Cambridge Council Area Playing Pitches

| ADULT PITCHES | | YOUTH PITCHES | | MINI PITCHES | |
|---------------|------------------|---------------|------------------|---------------|------------------|
| PITCH QUALITY | MATCHES PER WEEK | PITCH QUALITY | MATCHES PER WEEK | PITCH QUALITY | MATCHES PER WEEK |
| Good | 3 | Good | 4 | Good | 6 |
| Standard | 2 | Standard | 2 | Standard | 4 |

| | | | | | |
|------|---|------|---|------|---|
| Poor | 1 | Poor | 1 | Poor | 2 |
|------|---|------|---|------|---|

5.24. The non-technical site assessments have been used along with club perceptions of the quality of the pitches.

SPORTS CLUB PERCEPTION OF QUALITY

- **Dog fouling is a major problem on playing pitch grounds that have public use or right of way.**
- **Cherry Hinton FC would like to see the playing surface improved through improved maintenance of pitches**
- **Cherry Hinton Lions and Chesterton Eagles would like to play all their matches at one home ground**
- **Nightingale Recreation Ground requires drainage works**
- **Logan Meadows requires as a minimum toilet facilities.**

Page
531

5.25. In the North Committee Area, the secured use pitches at Chesterton Recreation Ground and Nuns Way Recreation Ground were rated as 'good' quality pitches. Only one pitch was rated 'poor' this was the mini soccer 7 v 7 pitch at the Shirley Centre, Shirley School. All the remaining pitches in the North Area Committee are rated as 'standard'. There is a need to improve and extend the changing rooms to include a club room at Chesterton Recreation Ground (This is being funded by Section 106 monies).

5.26. All the football pitches in the East Committee Area were rated as 'Good' or 'Standard'.

5.27. There are no secured community use pitches in the West Central Area Committee. There are 33 University College pitches, of these 22 were rated as 'good' standard and 11 pitches rated as 'standard' pitches.

5.28. In the South Committee Area Cherry Hinton Recreation Ground and Trumpington Recreation Ground were rated as a 'good' standard and the remainder of pitches rated as 'standard'. Cherry Hinton Recreation Ground requires new changing rooms and will undergo an extension in 2016 (planning ref 15/0713/FUL).

PLAYING PITCH CAPACITY

5.29. The quality assessment of pitches assists with the identification of how many games a pitch can be played on per week. This then informs us of the playing capacity of each football pitch by typology.

THE GREATER CAMBRIDGE AREA ENCOMPASSING CAMBRIDGE CITY COUNCIL & SOUTH CAMBRIDGESHIRE DISTRICT COUNCIL
PLAYING PITCH STRATEGY

NORTH COMMITTEE AREA

- 5.30. In the North Area there is capacity for more games to be played on secured community use pitches - adult pitches (8.5 games), junior 11 v 11 (2 games), mini soccer 7 v 7 (17 games) and mini soccer 5 v 5 (1 game).
- 5.31. There is currently 1 junior 11 v 11 pitch provided for in the North Area. There are currently no junior 9 v 9 pitches provided in the North Area. St Albans Recreation Ground can accommodate a junior 11 v 11 and a junior 9 v 9 pitch if required.

Table 5 .6: Capacity of play North Area – secured Community Use Pitches

| NORTH AREA CAPACITY OF PLAY TYPOLOGY OF PITCH | UNDER PLAY PER WEEK | OVER PLAY PER WEEK | DEMAND (MATCH SESSIONS) |
|--|----------------------------|---------------------------|--------------------------------|
| ADULT 11 v 11 | | | |
| Chesterton Community College | 3 | 0 | +3 |
| Chesterton Recreation Ground | 2.5 | 0 | +2.5 |
| North Cambridge Academy | 1 | 0 | +1 |
| Nunns Way Recreation Ground | 2 | 0 | +2 |
| Total | | | +8.5 |
| NORTH AREA CAPACITY OF PLAY TYPOLOGY OF PITCH | UNDER PLAY PER WEEK | OVER PLAY PER WEEK | DEMAND (MATCH SESSIONS) |
| JUNIOR 11 v 11 | | | |
| Logans Meadow | 2 | 0 | +2 |
| Total | | | +2 |
| NORTH AREA CAPACITY OF PLAY TYPOLOGY OF PITCH | UNDER PLAY PER WEEK | OVER PLAY PER WEEK | DEMAND (MATCH SESSIONS) |
| MINI SOCCER 7 v 7 | | | |
| Shirley Centre, Shirley school | 1 | 0 | +1 |
| North Cambridge Academy | 16 | 0 | +16 |
| Total | | | +17 |
| NORTH AREA CAPACITY OF PLAY TYPOLOGY OF PITCH | UNDER PLAY PER WEEK | OVER PLAY PER WEEK | DEMAND (MATCH SESSIONS) |

THE GREATER CAMBRIDGE AREA ENCOMPASSING CAMBRIDGE CITY COUNCIL & SOUTH CAMBRIDGESHIRE DISTRICT COUNCIL
PLAYING PITCH STRATEGY

| MINI SOCCER 5 v 5 | | | |
|------------------------------|-----|---|-----------|
| Chesterton recreation Ground | 4.5 | 0 | +1 |
| Total | | | +1 |

EAST COMMITTEE AREA

5.32. In the East Area there is capacity for more games to be played on adult pitches (13 games), Junior 9 v 9 pitches (8 games), mini soccer 7 v 7 (5 games), an overplay of 1 game on junior 11 v 11 pitches and neither over play or under play on mini soccer 5 v 5 pitches. Coleridge Recreation Ground can offer a 9 v 9 pitch if required and Romsey Recreation Ground can offer a junior football pitch.

Table 5.7: Capacity of play East Area – secured Community Use Pitches

| EAST AREA CAPACITY OF PLAY TYPOLOGY OF PITCH | UNDER PLAY PER WEEK | OVER PLAY PER WEEK | DEMAND (MATCH SESSIONS) |
|---|----------------------------|---------------------------|--------------------------------|
| ADULT 11 v 11 | | | |
| Abbey Leisure Centre Coldhams | 12.5 | | +12.5 |
| Coleridge Community College | 0.5 | | +0.5 |
| Hills Road Sixth Form College | 2 | | +2 |
| Total | | | +13 |

| EAST AREA CAPACITY OF PLAY TYPOLOGY OF PITCH | UNDER PLAY PER WEEK | OVER PLAY PER WEEK | DEMAND (MATCH SESSIONS) |
|---|----------------------------|---------------------------|--------------------------------|
| JUNIOR 9 v 9 | | | |
| Abbey Leisure centre Coldhams | 8 | | +8 |
| Total | | | +8 |

WEST CENTRAL COMMITTEE AREA

5.33. West Central Committee Area provides for community use on a small scale at Fitzwilliam College and Trinity College Fields. The remainder of the pitches are used by the University and University Colleges. All of these pitches are unsecured community use.

THE GREATER CAMBRIDGE AREA ENCOMPASSING CAMBRIDGE CITY COUNCIL & SOUTH CAMBRIDGESHIRE DISTRICT COUNCIL
PLAYING PITCH STRATEGY

SOUTH COMMITTEE AREA

5.34. There is currently underplay on all pitch typologies in the South Committee Area. Adult pitches (9 games), Junior 11 v 11 pitches (4 games), Junior 9 v 9 pitches (1.5 games), Mini soccer 7 v 7 pitches (23 games), and Mini soccer 5 v 5 pitches (1.5 games).

Table 5.8 Capacity of play South Area – secured Community Use Pitches

| SOUTH AREA CAPACITY OF PLAY TYPOLOGY OF PITCH | UNDER PLAY PER WEEK | OVER PLAY PER WEEK | DEMAND (MATCH SESSIONS) |
|--|----------------------------|---------------------------|--------------------------------|
| ADULT 11 v 11 | | | |
| Netherhall Community Sports College | 1 | 0 | +1 |
| Long Road Sixth Form College | 1 | 0 | +1 |
| Cass Centre | 2 | 0 | +2 |
| Cherry Hinton Recreation Ground | 1 | 0 | +1 |
| Nunns Way Recreation Ground | 2 | 0 | +2 |
| Trumpington Recreation Ground | 2 | 0 | +2 |
| Total | | | +9 |

| TYPOLGY OF PITCH | UNDER PLAY PER WEEK | OVER PLAY PER WEEK | DEMAND (MATCH SESSIONS) |
|-------------------------------------|----------------------------|---------------------------|--------------------------------|
| JUNIOR 11 v 11 | | | |
| Netherhall Community Sports College | 1.5 | 0 | +1.5 |
| Cherry Hinton Recreation ground | 2.5 | 0 | +2.5 |
| Total | | | +4 |

| TYPOLGY OF PITCH | UNDER PLAY PER WEEK | OVER PLAY PER WEEK | DEMAND (MATCH SESSIONS) |
|-------------------------------------|----------------------------|---------------------------|--------------------------------|
| JUNIOR 9 v 9 | | | |
| Nightingale Recreation Ground | 2 | 0 | 0 |
| Netherhall Community Sports College | 1.5 | | 1.5 |
| Total | | | +1.5 |

THE GREATER CAMBRIDGE AREA ENCOMPASSING CAMBRIDGE CITY COUNCIL & SOUTH CAMBRIDGESHIRE DISTRICT COUNCIL
PLAYING PITCH STRATEGY

| TYOLOGY OF PITCH | UNDER PLAY PER WEEK | OVER PLAY PER WEEK | DEMAND (MATCH SESSIONS) |
|-------------------------------------|---------------------|--------------------|-------------------------|
| MINI SOCCER 7 v 7 | | | |
| Netherhall Community Sports College | 11 | 0 | +11 |
| Cass Centre | 5 | 0 | +5 |
| Nightingale Recreation Ground | 7 | 0 | +7 |
| Total | | | +23 |
| TYOLOGY OF PITCH | UNDER PLAY PER WEEK | OVER PLAY PER WEEK | DEMAND (MATCH SESSIONS) |
| MINI SOCCER 5 v 5 | | | |
| Netherhall Community Sports College | 1.5 | 0 | +1.5 |
| Total | | | +1.5 |

Page 135

FOOTBALL PLAYING PITCH – DEMAND CURRENT

5.35. The audit of demand for this assessment has been undertaken using club survey returns, league information and information provided by the Cambridgeshire FA. The audit has been agreed with the FA representatives on the PPS Steering Group. The Playing Pitch Strategy has identified that there are currently 130 football teams playing football in the City of Cambridge. This includes Cambridge University College teams. There are:

- **92 men’s adult teams**
- **10 junior 11 v 11 boys teams**
- **7 junior 9 v 9 boys teams**
- **10 mini 7 v 7 teams**
- **1 women’s adult teams**
- **3 junior 11 v 11 girls teams**
- **2 junior 9 v 9 girls team**
- **5 mini 5 v 5 teams**

5.36. The teams playing football across the City of Cambridge are shown by Sub Area:

THE GREATER CAMBRIDGE AREA ENCOMPASSING CAMBRIDGE CITY COUNCIL & SOUTH CAMBRIDGESHIRE DISTRICT COUNCIL
PLAYING PITCH STRATEGY

- **North Area: Provides for 15 teams**
- **East Area: Provides for 16 teams**
- **West Central Area: Provides for 49 teams**
- **South Area: Provides for 50 teams**

5.37. The south area has the highest concentration of 50 teams (College University teams 15 and Community teams 35), followed by the West Central Area 49 teams (College University teams 42 and Community Teams 7), then the East area 16 teams (Community teams 16) and North Area 15 teams (University teams 3 and Community teams 12).

5.38. In addition to the above there are 5 University men's teams and 2 women's teams playing in the BUCs Leagues on Wednesday afternoon. **This takes the total number of teams across the City of Cambridge to 137 teams.**

5.39. The football clubs in the City of Cambridge providing the most teams are Cherry Hinton Lions 12 teams, followed by Cambridge Celts FC 10 teams, Chesterton Eagles 8 teams and Cambridge City Girls 7 teams. These are all youth teams wishing to expand and have their own football hubs for club development purposes.

DISPLACED / EXPORTED / IMPORTED DEMAND

5.40. Displaced demand is where City of Cambridge Teams would be accessing the use of pitches outside of the area. There are three teams that access pitches outside of the City of Cambridge area into South Cambridgeshire and 1 to East Cambridge. The general public do not recognise Local Authority boundaries when it comes to playing sport.

- **Cambridge Comets U8 play at Fen Ditton Recreation Ground 5 v 5 (South Cambs)**
- **Chesterton Eagles U12 teams play at Orchard Park 9 v 9 (South Cambs)**
- **Anglia Ruskin University football teams currently play at Girton Recreation Ground (South Cambs)**
- **Cambridge Women's FC and Reserves play in Ely**

5.41. **There are 4 teams that come into the City of Cambridge from other Districts East Cambridge Burwell Rangers (2 teams) and South Cambridgeshire Fulbourn FC (2 teams).**

TEAM GENERATION RATES – PROJECTION OF NEW TEAMS 2015 – 2031.

5.42. Team generation rates identify the number of people within the specific sports age ranges currently that generate one team. These numbers are then used with the change in population in the future to predict the number of teams in the future. The team generation rates in table 5.9a, 5.9b, 5.9c and 5.9d below identify the football teams generated in 2031 by using the current number of teams, the current population and the future population. All population data has been provided by the Research & Performance Team Cambridgeshire County Council.

Table 5.9a: Football Team Generation Rates City of Cambridge - South Area. 2015 - 2031

| SPORT AND AGE GROUPS | NUMBER OF TEAMS IN AGE GROUP WITHIN THE AREA | CURRENT POPULATION IN AGE GROUP WITHIN THE AREA (2015) | FUTURE POPULATION IN AGE GROUP WITHIN THE AREA (2031) | CURRENT TGR | POPULATION CHANGE IN AGE GROUP | POTENTIAL CHANGE IN TEAM NUMBERS IN AGE GROUP (2031) |
|---|--|--|---|-------------|--------------------------------|--|
| Football Adult Men 11 v 11 (17-45yrs) | 25 | 7262 | 8891 | 290 | 1629 | 6 |
| Football Adult Women 11 v 11 (16-45yrs) | 1 | 6421 | 7319 | 6421 | 898 | 0 |
| Football Youth Boys 11 v 11 (12-15yrs) | 4 | 630 | 913 | 158 | 283 | 2 |
| Football Youth Girls 11 v 11 (12-15yrs) | 3 | 575 | 871 | 192 | 296 | 2 |
| Football Youth Boys 9 v 9 (10-11yrs) | 7 | 362 | 480 | 52 | 118 | 2 |
| Football Youth Girls 9 v 9 (10-11yrs) | 2 | 332 | 461 | 166 | 129 | 1 |
| Football Mini Soccer Mixed 7 v 7 (8-9yrs) | 6 | 635 | 844 | 106 | 209 | 2 |
| Football Mini Soccer Mixed 5 v 5 (6-7yrs) | 2 | 683 | 836 | 342 | 153 | 0 |

5.43. The City of Cambridge South Area is projecting an increase in 6 adult men’s teams 4 junior 11 v 11 teams, 3 9 v 9 teams and 2 mini soccer 7 v 7 teams. This in playing pitch terms means the need to have available for use additional pitches detailed below:

| ADULT 11 v 11 | JUNIOR 11 v 11 | JUNIOR 9 v 9 | MINI SOCCER 7 v 7 | MINI SOCCER 5 v 5 |
|---------------|----------------|--------------|-------------------|-------------------|
| 3 Pitches | 2 pitches | 2 pitches | 1 pitches | 0 pitches |

THE GREATER CAMBRIDGE AREA ENCOMPASSING CAMBRIDGE CITY COUNCIL & SOUTH CAMBRIDGESHIRE DISTRICT COUNCIL
PLAYING PITCH STRATEGY

Table 5.9b: Football Team Generation Rates City of Cambridge - East Area. 2015 - 2031

| SPORT AND AGE GROUPS | NUMBER OF TEAMS IN AGE GROUP WITHIN THE AREA | CURRENT POPULATION IN AGE GROUP WITHIN THE AREA | FUTURE POPULATION IN AGE GROUP WITHIN THE AREA | CURRENT TGR | POPULATION CHANGE IN AGE GROUP | POTENTIAL CHANGE IN TEAM NUMBERS IN AGE GROUP |
|---|--|---|--|-------------|--------------------------------|---|
| Football Adult Men 11 v 11 (17-45yrs) | 10 | 8814 | 9328 | 881 | 514 | 1 |
| Football Adult Women 11 V 11 (16-45yrs) | 0 | 0 | 0 | 0 | 0 | 0 |
| Football Youth Boys 11 V 11 (12-15yrs) | 5 | 426 | 594 | 85 | 168 | 2 |
| Football Youth Girls 11 V 11 (12-15yrs) | 0 | 0 | 0 | 0 | 0 | 0 |
| Football Youth Boys 9 V 9 (10-11yrs) | 0 | 222 | 290 | 0 | 68 | 0 |
| Football Youth Girls 9 V 9 (10-11yrs) | 0 | 203 | 279 | 0 | 76 | 0 |
| Football Mini Soccer Mixed 7 V 7 (8-9yrs) | 1 | 479 | 600 | 479 | 121 | 0 |
| Football Mini Soccer Mixed 5 V 5 (6-7yrs) | 0 | 515 | 594 | 0 | 79 | 0 |

Page 39

5.44. The City of Cambridge East Area is projecting an increase in 1 adult men's team and 2 junior 11 v 11 teams. This in playing pitch terms means the need to have available for use an additional 1 adult men's pitch every other week and 1 junior 11 v 11 pitch in 2031.

| ADULT 11 v 11 | JUNIOR 11 v 11 | JUNIOR 9 v 9 | MINI SOCCER 7 v 7 | MINI SOCCER 5 V 5 |
|-------------------------|----------------|--------------|-------------------|-------------------|
| 1 (0.5 rounded) Pitches | 1 pitches | 0 pitches | 0 pitches | 0 pitches |

THE GREATER CAMBRIDGE AREA ENCOMPASSING CAMBRIDGE CITY COUNCIL & SOUTH CAMBRIDGESHIRE DISTRICT COUNCIL
PLAYING PITCH STRATEGY

Table 5.9c: Football Team Generation Rates City of Cambridge - North Area. 2015 - 2031

| SPORT AND AGE GROUPS | NUMBER OF TEAMS IN AGE GROUP WITHIN THE AREA | CURRENT POPULATION IN AGE GROUP WITHIN THE AREA | FUTURE POPULATION IN AGE GROUP WITHIN THE AREA | CURRENT TGR | POPULATION CHANGE IN AGE GROUP | POTENTIAL CHANGE IN TEAM NUMBERS IN AGE GROUP |
|---|--|---|--|-------------|--------------------------------|---|
| Football Adult Men 11 V 11 (17-45yrs) | 9 | 9540 | 9256 | 1060 | -284 | 0 |
| Football Adult Women 11 V 11 (16-45yrs) | 0 | 0 | 0 | 0 | 0 | 0 |
| Football Youth Boys 11 V 11 (12-15yrs) | 1 | 596 | 708 | 596 | 112 | 0 |
| Football Youth Girls 11 V 11 (12-15yrs) | 0 | 0 | 0 | 0 | 0 | 0 |
| Football Youth Boys 9 V 9 (10-11yrs) | 0 | 0 | 0 | 0 | 0 | 0 |
| Football Youth Girls 9 V 9 (10-11yrs) | 0 | 0 | 0 | 0 | 0 | 0 |
| Football Mini Soccer Mixed 7 V 7 (8-9yrs) | 2 | 730 | 763 | 365 | 33 | 0 |
| Football Mini Soccer Mixed 5 V 5 (6-7yrs) | 3 | 785 | 756 | 262 | -29 | 0 |

Page 140

5.45. The City of Cambridge North Area is not projecting any increase in football teams between 2015 and 2031.

Table 5.9d: Football Team Generation Rates City of Cambridge – West Central Area. 2015 – 2031

| SPORT AND AGE GROUPS | NUMBER OF TEAMS IN AGE GROUP WITHIN THE AREA | CURRENT POPULATION IN AGE GROUP WITHIN THE AREA 2015 | FUTURE POPULATION IN AGE GROUP WITHIN THE AREA 2031 | CURRENT TGR | POPULATION CHANGE IN AGE GROUP | POTENTIAL CHANGE IN TEAM NUMBERS IN AGE GROUP |
|---|--|--|---|-------------|--------------------------------|---|
| Football Adult Men 11 V 11 (17-45yrs) | 48 | 10133 | 11309 | 211 | 1176 | 6 |
| Football Adult Women 11 V 11 (16-45yrs) | 0 | 0 | 0 | 0 | 0 | 0 |
| Football Youth Boys 11 V 11 (12-15yrs) | 0 | 0 | 0 | 0 | 0 | 0 |
| Football Youth Girls 11 V 11 (12-15yrs) | 0 | 0 | 0 | 0 | 0 | 0 |
| Football Youth Boys 9 V 9 (10-11yrs) | 0 | 0 | 0 | 0 | 0 | 0 |
| Football Youth Girls 9 V 9 (10-11yrs) | 0 | 0 | 0 | 0 | 0 | 0 |
| Football Mini Soccer Mixed 7 V 7 (8-9yrs) | 1 | 278 | 469 | 278 | 191 | 1 |
| Football Mini Soccer Mixed 5 V 5 (6-7yrs) | 0 | 0 | 0 | 0 | 0 | 0 |

THE GREATER CAMBRIDGE AREA ENCOMPASSING CAMBRIDGE CITY COUNCIL & SOUTH CAMBRIDGESHIRE DISTRICT COUNCIL
PLAYING PITCH STRATEGY

5.46. The City of Cambridge West Central Area is projecting an increase in 6 adult men’s team and 1 mini soccer 7 v 7 team. This in playing pitch terms means the need to have available for use 3 adult men’s pitches and 1 mini soccer 7 v 7 pitch.

| ADULT 11 v 11 | JUNIOR 11 v 11 | JUNIOR 9 v 9 | MINI SOCCER 7 v 7 | MINI SOCCER 5 v 5 |
|---------------|----------------|--------------|-------------------|-------------------|
| 3 Pitches | 0 pitches | 0 pitches | 1 pitch | 0 pitches |

5.47. The impact of projected new teams to 2031 in the City of Cambridge is shown in Table 5.10. This identifies the number of pitches that new teams will require to use.

Table 5.10: Pitches that need to be identified for use by the amount of projected teams to 2031 – either current Pitches or New Pitches

| | ADULT 11 v 11 | JUNIOR 11 v 11 | JUNIOR 9 v 9 | MINI SOCCER 7 v 7 | MINI SOCCER 5 v 5 |
|-------|-------------------------|----------------|--------------|-------------------|-------------------|
| South | 3 pitches | 2 pitches | 2 pitches | 1 pitches | 0 pitches |
| East | 1 pitch | 1 pitch | 0 pitches | 0 pitches | 0 pitches |
| North | 0 pitches | 0 pitches | 0 pitches | 0 pitches | 0 pitches |
| West | 3 pitches | 0 pitches | 0 pitches | 1 pitch | 0 pitches |
| Total | 7 (6.5 rounded) pitches | 3 pitches | 2 pitches | 2 pitches | 0 pitches |

Page 141

FOOTBALL PITCHES CURRENTLY PLANNED AS PART OF THE PLANNING PROCESS

5.48. The North West Cambridge Site has 2 adult and 2 junior pitches planned and agreed. North West Cambridge Phase 2 playing pitches will be dependent on the outcome of needs from this Playing Pitch Strategy. In total there will be 2 adult and 2 junior pitches provided as part of planned developments in the future, that have been agreed. The following table identifies the number of football pitches required from future developments between now and 2031. The requirements are 5 adult pitches, 1 junior 11 v 11 and 2 junior 9 v 9 pitches.

Table 5.11: The number of football pitches required from future developments between now and 2031

| | ADULT 11 v 11 | JUNIOR 11 v 11 | JUNIOR 9 v 9 | MINI SOCCER 7 v 7 | MINI SOCCER 5 v 5 |
|---|--------------------------|----------------|--------------|-------------------|-------------------|
| Team generation Rates Future Pitch requirements to 2031 | 7 pitches | 3 pitches | 2 pitches | 2 pitches | 0 pitches |
| Pitches Currently Planned as Part of the Planning Process | 2 pitches | 2 pitches | 0 pitches | 0 pitches | 0 pitches |
| Over Supply / Under Supply | - 5 (rounded up) pitches | -1 pitch | -2 pitches | 2 pitches | 0 pitches |

KEY ISSUES OF CURRENT PROVISION

THE GREATER CAMBRIDGE AREA ENCOMPASSING CAMBRIDGE CITY COUNCIL & SOUTH CAMBRIDGESHIRE DISTRICT COUNCIL
PLAYING PITCH STRATEGY

5.49. The key issues of provision for football has been assessed through a detailed consultation programme and calculations and scenario testing. The data has been collected by carrying out site by site non-technical assessments, and consultation with clubs, leagues and the FA to identify an agreed assessment of quality for each site. This has then enabled the capacity analysis of each pitch.

5.50. The North Area identifies an oversupply when rounded down of 2 adult pitches, 0 junior pitches, 5 mini soccer 7 v 7 pitches and an under supply of 1 (rounded up) 5 v 5 mini soccer pitches.

5.51. The FA allows for more use of mini soccer pitches over the course of a week. The mini soccer pitches in the North Area are all of standard quality and can be played 3 times a week. The current mini soccer pitches in the North Area can handle the under supply currently on this basis.

Table 5.12: North Area Current Over Supply/ Under Supply

| | SENIOR | JUNIOR 11 V 11 | JUNIOR 9 V 9 | MINI 7 V 7 | MINI 5 V 5 |
|--|------------|-------------------|-----------------|---------------|---------------|
| Current number of pitches secured community use 2015 | 4 | 1 | 0 | 6 | 1 |
| Current number of pitches unsecured community use | 0 | 0 | 0 | 0 | 0 |
| Pitches currently required at peak time of play | 1.5 | 0.5 | 0 | 1 | 1.5 |
| Current Over Supply/Under Supply | 2.5 | 0.5 | 0 | 5 | -0.5 |

5.52. The East Area shows a current oversupply of 6 (rounded up) adult football pitches, an under supply of 2 (rounded up) junior 11 v 11 pitches and an oversupply of 3 mini soccer 7 v 7 pitches. This identifies that junior 11 v 11 teams are currently over playing on adult pitches. It would be feasible to redesignate 2 adult pitches as junior pitches.

Table 5.13: East Area Current Over Supply/ Under Supply

| | SENIOR | JUNIOR 11 V 11 | JUNIOR 9 V 9 | MINI 7 V 7 | MINI 5 V 5 |
|---|------------|-------------------|-----------------|---------------|---------------|
| Current number of pitches providing community Use | 9 | 0 | 0 | 2 | 0 |
| Current number of pitches providing unsecured Community Use | 0 | 0 | 0 | 1 | 0 |
| Pitches currently required at peak time of play | 3.5 | 1.5 | 0 | 0 | 0 |
| Current Over Supply/Under Supply | 5.5 | -1.5 | 0 | 3 | 0 |

5.53. The West Central Area provides for University football and the 48 teams all play on a Saturday morning at the University College playing fields. There are currently sufficient University pitches to meet demand there are 33 pitches and the teams require 19 pitches.

Table 5.14: West Central Area Current Over Supply/ Under Supply

| SENIOR | JUNIOR | JUNIOR | MINI | MINI |
|--------|--------|--------|------|------|
|--------|--------|--------|------|------|

THE GREATER CAMBRIDGE AREA ENCOMPASSING CAMBRIDGE CITY COUNCIL & SOUTH CAMBRIDGESHIRE DISTRICT COUNCIL
PLAYING PITCH STRATEGY

| | | 11 v 11 | 9 v 9 | 7 v 7 | 5 v 5 |
|---|-----------|----------|----------|------------|----------|
| Current number of pitches University Colleges not available for community use. | 30 | 0 | 0 | 0 | 0 |
| Current number of pitches providing unsecured community use (These pitches are on University College Sports Grounds providing Community Use). | 3 | 0 | 0 | 1 | 0 |
| Pitches currently required at Peak times of play | 19 | 0 | 0 | 0.5 | 0 |
| Over Supply/ Under Supply | 14 | 0 | 0 | 0.5 | 0 |

5.54. The University Colleges in the West Central Area provide for some community use. The clubs using University College sites are:

- Falcon FC Sunday AM
- Cambridge City Reserves FC – Saturday PM
- Cambridge City U16s Sunday AM
- Cambridge Celts U8's
- Burwell Rangers FC Sunday AM
- Cambridge City U17's Sunday AM
- Cambridge Celts U16 Sunday PM
-

5.55. The teams above would need to be relocated if the University Colleges decided to stop community use. There would be a requirement for 2 adult pitches 1 junior pitch and a Mini soccer 7 v 7 pitch.

Table 5.15: South Area Current Over Supply/ Under Supply

| | SENIOR | JUNIOR 11 v 11 | JUNIOR 9 v 9 | MINI 7 v 7 | MINI 5 v 5 |
|---|----------|-------------------|-----------------|---------------|---------------|
| Current number of pitches providing secured community use | 3 | 3 | 3 | 5 | 2 |
| Current number of pitches providing unsecured community use | 6 | 0 | 0 | 1 | 0 |
| Pitches currently required at Peak times of play | 3 | 2 | 4.5 | 3 | 1 |
| Over Supply/ Under Supply | 6 | 1 | -1.5 | 3 | 1 |

5.56. The South Area shows an oversupply of 6 adult pitches at peak time. There are also sufficient adult pitches in secured community use to meet peak adult pitch demand. There is an oversupply of 1 junior 11 v 11 pitch, an under supply of 1.5 junior 9 v 9 pitches, an oversupply of 3 mini soccer 7 v 7 pitches and an oversupply of 1 5 v 5 mini soccer pitch.

LATENT DEMAND

THE GREATER CAMBRIDGE AREA ENCOMPASSING CAMBRIDGE CITY COUNCIL & SOUTH CAMBRIDGESHIRE DISTRICT COUNCIL
PLAYING PITCH STRATEGY

5.57. Latent demand is identified demand which is not yet expressed, and therefore is not yet being met. It does not necessarily relate to the need of additional pitches but the quality of facilities. The following clubs expressed latent demand:

- **Chesterton Eagles plan to increase teams in mini soccer by 1 5 v 5 and 1 7 v 7 and 1 junior 9 v 9 team.**
- **Chesterton Villa Colts would like to increase by 2 mini soccer teams a 5 v 5 and a 7 v 7- team.**
- **Cherry Hinton FC have stated they wish to increase by 2 adult teams.**

Table 5.16: Latent Demand – Projected Increase in number of pitches across the City of Cambridge

| | CURRENT NUMBER OF TEAMS | NUMBER OF ADDITIONAL PITCHES REQUIRED |
|---------------------|-------------------------|---------------------------------------|
| Men's Adult Teams | 2 | 1 |
| Women's Adult Teams | 0 | 0 |
| Boys 11 v 11 | 0 | 0 |
| Girls 11 v 11 | 0 | 0 |
| Boys 9 v 9 | 1 | 0.5 |
| Girls 9 v 9 | 0 | 0 |
| Mini 7 v 7 | 2 | 1 |
| Mini 5 v 5 | 2 | 1 |

5.58. The latent demand increases the number of additional pitch requirements for the City of Cambridge to:

- **1 x 5 v 5**
- **1 (0.5 rounded up) x 9 v 9**
- **1 x 7 v 7**
- **1 x 11 v 11 adult pitch**

FUTURE DEMAND (POPULATION GROWTH)

5.59. While it is essential to ensure that provision is adequate to meet current demand, this strategy must also facilitate planning to meet future demand. The tables below identify the requirements for football pitches 2015 – 2031.

5.60. Table 5.17 North Area Current and Future demand shows an oversupply of adult pitches (1 pitch when rounded). The oversupply of adult pitches will accommodate the under supply of the junior 11 v 11 (1 pitch when rounded). The oversupply of Mini Soccer 7 V 7 (3 pitches) will accommodate the under supply of 9 v 9 pitches (1 pitch). The 5 v 5 pitch games can be played up to 3 times a day and these pitches will be sufficient to meet the under supply of 3 (rounded up). There are no implications for population growth to 2031.

THE GREATER CAMBRIDGE AREA ENCOMPASSING CAMBRIDGE CITY COUNCIL & SOUTH CAMBRIDGESHIRE DISTRICT COUNCIL
PLAYING PITCH STRATEGY

Table 5.17: North Area - Current and Future Demand Football

| | SENIOR | JUNIOR 11 V 11 | JUNIOR 9 V 9 | MINI 7 V 7 | MINI 5 V 5 |
|--|------------|-------------------|-----------------|---------------|---------------|
| Current number of pitches secured and unsecured community use 2015 | 4 | 1 | 0 | 6 | 1 |
| Pitches currently required at peak time of play 2015 | -1.5 | -0.5 | 0 | -1 | -1.5 |
| Strategic Reserve (10%) | -1 | -1 | 0 | -1 | -1 |
| Latent and Sports Development Demand | 0 | 0 | -1 | -1 | -1 |
| Future Population Growth 2031 | 0 | 0 | 0 | 0 | 0 |
| Future Over Supply/Under Supply 2031 | 1.5 | -0.5 | -1 | 3 | -2.5 |

5.61. Table 5.18 East Area Current and Future demand shows an oversupply of adult pitches (4 pitches), an under supply of junior pitches (2.5). The junior pitches can be accommodated by the oversupply of adult pitches. There is also an oversupply of 3 mini soccer 7 v 7 pitches. Population growth requires 1 adult pitch (0.5 rounded) and 1 junior 11 v 11 pitch.

Table 5.18: East Area - Current and Future Demand Football

| | SENIOR | JUNIOR 11 V 11 | JUNIOR 9 V 9 | MINI 7 V 7 | MINI 5 V 5 |
|--|----------|-------------------|-----------------|---------------|---------------|
| Current number of pitches secured and unsecured community Use 2015 | 9 | 0 | 0 | 3 | 0 |
| Pitches currently required at peak time of play 2015 | -3.5 | -1.5 | 0 | 0 | 0 |
| Strategic Reserve (10%) | -1 | 0 | 0 | 0 | 0 |
| Latent and Sports Development Demand | 0 | 0 | 0 | 0 | 0 |
| Future Population Growth 2031 | -0.5 | -1 | 0 | 0 | 0 |
| Future Over Supply/Under Supply 2031 | 4 | -2.5 | 0 | 3 | 0 |

5.62. Table 5.19 West Central Area Current and Future demand shows an oversupply of adult pitches (5 rounded up pitches) which will accommodate the under supply of 2 (rounded up) mini soccer 7 v 7 pitches. However, the future population growth indicates a need for an additional 6 adult pitches and a 7 v 7 pitch. There are sufficient football pitches for the university colleges currently and for the future.

Table 5.19: West and Central Area - Current and Future Demand Football

| | SENIOR | JUNIOR 11 v 11 | JUNIOR 9 v 9 | MINI 7 v 7 | MINI 5 V 5 |
|--|--------|-------------------|-----------------|---------------|---------------|
| Current number of pitches secured and unsecured community use 2015 | 33 | 0 | 0 | 1 | 0 |
| Pitches currently required at Peak times of play 2015 | -19.5 | 0 | 0 | -0.5 | 0 |

THE GREATER CAMBRIDGE AREA ENCOMPASSING CAMBRIDGE CITY COUNCIL & SOUTH CAMBRIDGESHIRE DISTRICT COUNCIL
PLAYING PITCH STRATEGY

| | | | | | |
|---|------------|----------|----------|-------------|----------|
| Strategic Reserve (10%) | -3 | 0 | 0 | -1 | 0 |
| Latent and Sports Development Demand | 0 | 0 | 0 | 0 | 0 |
| Future Population Growth 2031 | -6 | 0 | 0 | -1 | 0 |
| Future Over Supply/Under Supply 2031 | 4.5 | 0 | 0 | -1.5 | 0 |

5.63. Table 5.20 South Area Current and Future demand shows an under supply of 2 adult pitches, 4 junior pitches and 5.5 9 v 9 pitches. Population growth indicates a need for 6 adult pitches, 4 junior pitches, 3 9 v 9 pitches and 2 7 v 7 pitches.

Table 5.20: South Area - Current and Future Demand Football

| | SENIOR | JUNIOR 11 v 11 | JUNIOR 9 v 9 | MINI 7 v 7 | MINI 5 v 5 |
|--|-----------|-------------------|-----------------|---------------|---------------|
| Current number of pitches secured and unsecured community use 2015 | 9 | 3 | 3 | 6 | 2 |
| Pitches currently required at Peak times of play 2015 | -3 | -2 | -4.5 | -3 | -1 |
| Strategic Reserve (10%) | -1 | -1 | -1 | -1 | -1 |
| Latent and Sports Development Demand | -1 | 0 | 0 | 0 | 0 |
| Future Population Growth 2031 | -6 | -4 | -3 | -2 | 0 |
| Future Over Supply/Under Supply 2031 | -2 | -4 | -5.5 | 0 | 0 |

Page 146

ARTIFICIAL GRASS PITCHES – 3G RUBBER CRUMB – CITY OF CAMBRIDGE AND SOUTH CAMBRIDGESHIRE DISTRICT COUNCIL

5.64. Football Clubs have informed the PPS that there are insufficient 3G rubber crumb pitches across the two LPAs for clubs to use as floodlit training venues midweek. Through consultation with the Football Association, the Rugby Football Union and England Hockey the PPS has identified where additional 3G rubber crumb pitches and sand based/sand filled all weather pitches should be strategically located in the two LPAs in the future.

5.65. This section deals with 3G rubber crumb pitches for football. Any additional 3G rubber crumb pitches identified in the PPS are not a substitute for existing grass pitches but are there to enhance and provide additional facilities to meet the requirements of football clubs and those that wish to play socially or for fitness purposes in the evenings and at weekends and to meet the ever increasing needs of junior and mini soccer for competitive games at weekends. They also provide additional facilities when grass pitches are waterlogged.

5.66. The PPS has looked at the supply and demand for full size 3G rubber crumb pitches across the LPAs and surrounding neighbouring local authorities.

5.67. The tables below show the required amount of full size 3G rubber crumb pitches based upon current number of football teams and the projected number of teams to 2030.

THE GREATER CAMBRIDGE AREA ENCOMPASSING CAMBRIDGE CITY COUNCIL & SOUTH CAMBRIDGESHIRE DISTRICT COUNCIL PLAYING PITCH STRATEGY

5.68. The FA has requested that this study considers two calculations of number of teams per 3G rubber crumb pitch 45 teams and 56 teams. The lower figure relates to more rural areas and the higher figure relates to more built up areas.

5.69. The future requirements reflect the preferred options for provision of full size 3G rubber crumb facilities across the LPAs. These are:

- **City of Cambridge**

- 1 full size 3G - North West Cambridge Development. This pitch would support the needs of the City of Cambridge and the North Area of South Cambridgeshire.
- Change Abbey Leisure Centre sand dressed pitch to a 3G rubber crumb. This pitch would support the needs of the City of Cambridge in the North East and East and the North Area of South Cambridgeshire.
- Long Road Sixth Form College plan to build a new 3G rubber crumb pitch. This pitch should be supported as it will support the existing pitch at Netherhall Community Sports Hall.
- New 3G rubber crumb pitch full size at Trumpington School will cover the South West Area of the City of Cambridge.

- **South Cambridgeshire District**

- The south West Area of South Cambridgeshire would be covered by the planned 3G rubber crumb pitch at Cambourne and the existing pitch at Comberton Leisure Centre. If funding becomes available, the FA consider that it would be beneficial to change Bassingbourn Sports Centre artificial grass pitch to 3G rubber Crumb. England Hockey have no objection to this.
- The South East Area of South Cambridgeshire would be covered by the planned 3G rubber crumb full size pitch at the new Cambridge City Football Club ground in Sawston. This will also provide community use and support the existing Linton 3G rubber crumb pitch.
- The North Area of South Cambridgeshire would be supplied by Northstowe Phase 1 3G rubber crumb pitch that will be IRB compliant and Northstowe Phase 2 3G rubber crumb pitch. The FA also supports the development of a 3G rubber crumb pitch at Anglia Ruskin (Howe Close) with a community use agreement in place. This facility will support the needs of both North Cambridge in the City of Cambridge and South Cambridgeshire North area.
- If funding becomes available, the FA have identified a need for a 9 v 9 3G rubber crumb pitch along the A14 corridor Histon /Milton

THE GREATER CAMBRIDGE AREA ENCOMPASSING CAMBRIDGE CITY COUNCIL & SOUTH CAMBRIDGESHIRE DISTRICT COUNCIL
PLAYING PITCH STRATEGY

Table 5.21: City of Cambridge - North Area

| NUMBER OF TEAMS 2015 AND PROJECTED TEAMS 2030 | FA CALCULATION 45 TEAMS PER FULL SIZE 3G PITCH | FA CALCULATION 56 TEAMS PER FULL SIZE 3G PITCH | CURRENT 3G RUBBER CRUMB PITCHES |
|--|---|--|---|
| 15 current and no increase in future teams 2031. Total teams 15. | 0.33 3G pitch | 0.27 3G pitch | There are no full size 3G rubber crumb pitches. Chesterton Sports Centre 60m x 40m (not full size) heavily used by clubs from South Cambridge. |
| Future Requirements Page 148 | <p>Following discussion and agreement with the FA, the following are the preferred development options for 3G rubber crumb pitches to cover the North Area of the City of Cambridge.</p> <p>The PPS supports the development of a 3G rubber crumb pitch at Anglia Ruskin (Howe Close) with a community use agreement in place this facility will support the needs of North Cambridge and South Cambridgeshire North area.</p> <p>An additional 3G rubber crumb pitch will be provided as part of the North West Cambridge Development. This pitch would support the needs of the City of Cambridge and the North Area of South Cambridgeshire.</p> | | |

Table 5.22: City of Cambridge - East Area

| NUMBER OF TEAMS 2015 AND PROJECTED TEAMS 2030 | FA CALCULATION 45 TEAMS PER FULL SIZE 3G PITCH | FA CALCULATION 56 TEAMS PER FULL SIZE 3G PITCH | CURRENT 3G RUBBER CRUMB PITCHES |
|---|--|--|---|
| 16 current and 3 future teams 2031. Total 19 teams. | 0.34 3G Pitch | 0.42 Pitch | There are no full size 3G rubber crumb pitches. Coleridge Community College 32m x 50m 3G rubber crumb pitch. |
| Future Requirements | <p>Following discussion and agreement with the FA, the following are the preferred development options for 3G rubber crumb pitches to cover the East Area of the City of Cambridge.</p> <p>It is proposed to change the surface of the Abbey Leisure Centre sand dressed pitch to a 3G rubber crumb. This pitch would support the needs of the City of Cambridge in the North East and East and the North Area of South Cambridgeshire. There is no objection to this from England Hockey subject to the successful new development of ATPs at the University of Cambridge (Wilberforce Road).</p> | | |

THE GREATER CAMBRIDGE AREA ENCOMPASSING CAMBRIDGE CITY COUNCIL & SOUTH CAMBRIDGESHIRE DISTRICT COUNCIL
PLAYING PITCH STRATEGY

Table 5.23: City of Cambridge - South Area

| NUMBER OF TEAMS 2015 AND PROJECTED TEAMS 2030 | FA CALCULATION 45 TEAMS PER FULL SIZE 3G PITCH | FA CALCULATION 56 TEAMS PER FULL SIZE 3G PITCH | CURRENT 3G RUBBER CRUMB PITCHES |
|--|---|--|--|
| 50 current and 15 future teams (2031). Total 65 teams. | 1.42 Pitches | 1.14 Pitches | Netherhall Community Sports Centre 60m x 40m (not full size) |
| Future Requirements | <p>Following discussion and agreement with the FA, the following are the preferred development options for 3G rubber crumb pitches to cover the South Area of the City of Cambridge.</p> <p>Long Road Sixth Form College plan to build a new 3G rubber crumb pitch. This pitch should be supported as it will support the existing pitch at Netherhall Community Sports Hall.</p> | | |

Table 2.24: City of Cambridge - West Central Area

| NUMBER OF TEAMS 2015 AND PROJECTED TEAMS 2030 | FA CALCULATION 45 TEAMS PER FULL SIZE 3G PITCH | FA CALCULATION 56 TEAMS PER FULL SIZE 3G PITCH | CURRENT 3G RUBBER CRUMB PITCHES |
|--|---|--|---------------------------------|
| 49 teams current and 7 future teams (2031). Total 56 teams | 1.24 Pitches | 1 Pitch | None |
| Future Requirements | <p>Following discussion and agreement with the FA, the following are the preferred development options for 3G rubber crumb pitches to cover the South West Area of the City of Cambridge.</p> <p>New 3G rubber crumb pitch full size at Trumpington School will cover the South & West Area of the City of Cambridge.</p> | | |

THE GREATER CAMBRIDGE AREA ENCOMPASSING CAMBRIDGE CITY COUNCIL & SOUTH CAMBRIDGESHIRE DISTRICT COUNCIL
PLAYING PITCH STRATEGY

Table 5.25: South Cambridgeshire – South West Area

| NUMBER OF TEAMS 2015 AND PROJECTED TEAMS 2030 | FA CALCULATION 45 TEAMS PER FULL SIZE 3G PITCH | FA CALCULATION 56 TEAMS PER FULL SIZE 3G PITCH | CURRENT 3G RUBBER CRUMB PITCHES |
|---|---|--|---|
| 146 current and future teams | 2.6 3G Pitch | 2.1 Pitch | <p>Comberton Leisure Centre (Full Size).</p> <p>The FA are developing 3G rubber crumb pitch in Biggleswade and these will support areas in South Cambridgeshire particularly around Steeple Morden.</p> |
| <p>Future Requirements</p> <p>Page 150</p> | <p>Following discussion and agreement with the FA, the following are the preferred development options for 3G rubber crumb pitches to cover the South West Area of South Cambridgeshire.</p> <p>There is a planned full size 3G rubber crumb pitch to be placed in Cambourne. This with Comberton Leisure Centre would provide 2 3G rubber crumb pitches in the South West Area of South Cambridgeshire.</p> <p>If funding becomes available, the FA would like to change the surface of the Bassingbourn Sports Centre artificial grass pitch to 3G rubber Crumb. England Hockey have no objection to this.</p> <p>In addition, there are discussions that are currently ongoing to replace a MUGA surface at Hardwick with a 3G rubber crumb surface.</p> | | |

THE GREATER CAMBRIDGE AREA ENCOMPASSING CAMBRIDGE CITY COUNCIL & SOUTH CAMBRIDGESHIRE DISTRICT COUNCIL
PLAYING PITCH STRATEGY

Table 5.26: South Cambridgeshire - South East Area

| NUMBER OF TEAMS 2015 AND PROJECTED TEAMS 2030 | FA CALCULATION 45 TEAMS PER FULL SIZE 3G PITCH | FA CALCULATION 56 TEAMS PER FULL SIZE 3G PITCH | CURRENT 3G RUBBER CRUMB PITCHES |
|---|--|--|--|
| 128 current and future teams | 2.5 Pitches | 2 Pitches | <p>Linton 3G rubber crumb pitch (Full size) and Fullbourn 40m x 25m.</p> <p>There is a 3G rubber crumb pitch at Haverhill that supports needs through to Linton.</p> |
| <p>Future Requirements</p> <p>Page 151</p> | <p>Following discussion and agreement with the FA, the following are the preferred development options for 3G rubber crumb pitches to cover the South East Area of South Cambridgeshire.</p> <p>Planning permission has been agreed for a 3G rubber crumb full size pitch at the new Cambridge City Football Club ground in Sawston. This will also provide community use. This will provide along with the Linton 3G rubber crumb pitch 2 3G rubber crumb pitches in the South East Area of Cambridgeshire.</p> <p>The 3G rubber crumb pitch at Haverhill, outside the South Cambridgeshire District Council boundary is considered to support the needs of football clubs through to Linton by the FA.</p> | | |

THE GREATER CAMBRIDGE AREA ENCOMPASSING CAMBRIDGE CITY COUNCIL & SOUTH CAMBRIDGESHIRE DISTRICT COUNCIL
PLAYING PITCH STRATEGY

Table 5.27: South Cambridgeshire – North Area

| NUMBER OF TEAMS 2015 AND PROJECTED TEAMS 2030 | FA CALCULATION 45 TEAMS PER FULL SIZE 3G PITCH | FA CALCULATION 56 TEAMS PER FULL SIZE 3G PITCH | CURRENT 3G RUBBER CRUMB PITCHES |
|---|---|--|---|
| 235 current and future teams. | 4.0 Pitches | 3.3 Pitches | There are no full size 3G rubber crumb pitches in the North Area. There are 2 50m x 35m 3G rubber crumb pitches at Over and Bar Hill and a third pitch at Cottenham 60 x 40 |
| <p>Future Requirements</p> <p>Page 152</p> | <p>Following discussion and agreement with the FA, the following are the preferred development options for 3G rubber crumb pitches to cover the North Area of South Cambridgeshire.</p> <p>Northstowe Phase 1 in South Cambridgeshire will provide a 3G rubber crumb pitch that will be IRB compliant and Northstowe Phase 2 will provide an additional 3G rubber crumb pitch.</p> <p>The FA also supports the development of a 3G rubber crumb pitch at Anglia Ruskin (Howe Close) with a community use agreement in place. This facility will support the needs of both North Cambridge in the City of Cambridge and South Cambridgeshire North area.</p> <p>It is proposed to change the surface of the Abbey Leisure Centre sand dressed pitch to a 3G rubber crumb. This pitch would then support the needs of the City of Cambridge and the North Area of South Cambridgeshire.</p> <p>An additional 3G rubber crumb pitch will be provided as part of the North West Cambridge Development. This pitch would support the needs of the City of Cambridge and the North Area of South Cambridgeshire.</p> <p>If funding becomes available, the FA have identified a need for a 9 v 9 3G rubber crumb pitch along the A14 corridor Histon /Milton.</p> <p>Future developments at Waterbeach will require full size 3G rubber crumb facilities. Ongoing discussions with developers and the PPS Steering Group monitoring the Playing Pitch Strategy will consider and provide advice appropriately in the future.</p> | | |

5.70. The 3G pitch delivery identified in the sub areas above in consultation and agreement with the FA will provide the needed 3G rubber crumb pitches across South Cambridgeshire and the City of Cambridge up to 2031.

SUMMARY OF KEY ISSUES TO ADDRESS

5.71. The key issues to address are:

- 6. Future playing pitch demand to 2031 for senior adult, junior 11 v 11, 9 v 9, mini soccer 7 v 7 and 5 v 5 football as a result of latent and sports development demand, and an increase in population,**
- 7. Use of University College football pitches by community football clubs and a provision of a strategic reserve.**
- 8. Improvements need to be made to improve the ongoing maintenance of existing pitches and provision of changing rooms.**
- 9. Provision of 3G rubber crumb pitches strategically placed to support football clubs across the LPAs particularly for training.**
- 10. Need to ensure sustainability of junior clubs by providing long term security of playing facilities, allowing junior clubs to grow and develop and investigating and investing in multi pitch hub sites, where possible e.g. Abbey Leisure Centre.**

KEY PRIORITIES

5.72. Strategically the following priorities need to be put in place within the Action Plan:

- 8. Protection of all community use and informal community use football pitches across City of Cambridge.**
- 9. Ensure sustainability of junior clubs and investigating and investing in multi pitch hub sites with 3G rubber crumb pitches e.g. Abbey Leisure Centre.**
- 10. To maximise the use of existing resources and to address future deficiencies in senior and junior football. This can be achieved through community use agreements at school sites and re marking of football pitches to accommodate different size football pitches.**
- 11. It is essential to work towards the supply identified for 3G rubber crumb pitches. This would also assist in providing 9 v 9, 7 v 7 and 5 v 5 on central venue sites for the future as per FA Policy 2015.**

12. Improve pitch quality and ancillary provision by:

- Seeking to provide changing accommodation at all adult football sites to include facilities for women and girls and as a minimum toilet provision at junior and mini football sites to include toilets for women and girls.
- Address the drainage issues for all local authority sites.
- Address the quality issues of on-going maintenance at Local Authority owned sites.

13. The Local Authority to work with the FA to support clubs applying for funding, planning, undertaking asset transfer / management agreements where clubs are able to demonstrate long term development plans and have achieved the appropriate accreditations and provide player and sports development pathways.

14. Where possible use CIL or Section 106 developer contribution funding to develop (match fund) new playing pitch facilities and bring existing facilities up to the required FA and Sport England Guidance Standards for playing pitches and changing accommodation. This needs to be linked to ongoing maintenance to maintain pitch quality.

CRICKET

PITCH SUPPLY

5.73. The audit of cricket pitches in the City of Cambridge identifies that there are 23 sites that provide cricket throughout the City of Cambridge.

5.74. Of these 23 cricket sites 11 sites offer use of their facilities to cricket clubs. The 11 sites that offer use to cricket clubs in the City of Cambridge are shown in Table 5.28 below:

Table 5.28: Sites in the City of Cambridge for Community Cricket

| SITE | SECURED COMMUNITY USE/UNSECURED COMMUNITY USE | CLUBS |
|---|--|--|
| Parkers Piece | Secured | Cambridge NCI 3rds, 4ths, All Stars and Friendly Team |
| Hills Road 6th Form College Sports Ground | Secured | Cam Kerala 1 st Camden Casuals Sunday X1 Cambridge NCI Juniors midweek |
| Clare College | Unsecured | Cambridge Granta 1 st and 2 nd Minor counties games, cup semi-finals and finals |
| St Catherine's College | Unsecured | Cambridge Granta 3 rd and 4 th teams |
| Fitzwilliam College | Unsecured | Romsey Town CC 1 st X1 Cambridge NCI 1 st and 2 nd X1 |

THE GREATER CAMBRIDGE AREA ENCOMPASSING CAMBRIDGE CITY COUNCIL & SOUTH CAMBRIDGESHIRE DISTRICT COUNCIL
PLAYING PITCH STRATEGY

| SITE | SECURED COMMUNITY USE/UNSECURED COMMUNITY USE | CLUBS |
|--|---|--|
| Trinity College | Unsecured | Romsey Town cc 1 st X1 Madingley 2 nd X1 Camden CC Midweek |
| Pembroke College | Unsecured | Cambridge NCI 1 st X1 |
| Queens and Robinson College | Unsecured | Cambridge NCI 2 nd X1 |
| Kings and Selwyn College | Unsecured | Cambridge NCI 3 rd X1 |
| Leys School | Unsecured | Old Leysians CC |
| Cass Centre (Cambridge University Press) | Unsecured | Cambridge St Giles 1 st XI |

Page 157

5.75. The remaining 12 sites that have cricket facilities but have no community cricket club use are:

- **Chesterton School / Castle School**
- **The Perse Preparatory School**
- **Corpus Christi College**
- **Downing College**
- **St Faiths School**
- **The Perse School**
- **Churchill College**
- **Emanuele College**
- **St John's College**
- **Jesus College**
- **Gonville and Caius College**
- **Fenners Tennis and Cricket Ground**

THE GREATER CAMBRIDGE AREA ENCOMPASSING CAMBRIDGE CITY COUNCIL & SOUTH CAMBRIDGESHIRE DISTRICT COUNCIL
PLAYING PITCH STRATEGY

5.76. With the exception of Chesterton School, the remaining sites above are all independent schools or University College Sites and would be unsecured community use. In addition, there are artificial (non-turf) pitches provided at Netherhall School Sports Centre and North Cambridge Academy.

5.77. Of the 12 sites providing community cricket usage only 2 provide secured community use. The two facilities are Parkers Piece and Hills Road Sixth Form College.

5.78. Parkers Piece is in the ownership of the Local Authority and Hills Road Sixth Form College is in Education ownership.

5.79. The remaining 9 sites provide unsecured community use. These sites are:

- **7 sites are Cambridge University College playing fields.**

- **Cass Centre – Cambridge University Press**

- **Leys School (Independent School)**

5.80. The assessment of cricket facilities has identified that **there are 3 cricket pitches planned and agreed through the Local Plan process for the City of Cambridge** and South Cambridgeshire District Council's – these are Darwin Green 1 (1 cricket square), North West Cambridge (1 cricket square) and Northstowe Phase 2 to include a non-turf pitch alongside grass pitches.

5.81. The assessment of secured public use was undertaken in the context of the Sport England definition of community use, and embraces:

- 1. All local authority pitches;**
- 2. Educational facilities whether subject to formal dual use, community use agreements or similar formal hire arrangements with local teams or not;**
- 3. Any other facilities which are available to the public as a result of formal dual / community use agreements; and**
- 4. Any facilities owned, used or maintained by clubs/private individuals, which as a matter of policy or practice are available for use by sections of the public through membership of a club or admission fees.**

5.82. The tables below identify the number of cricket pitches in each sub area in 2015 (Current) that provide secured community use, and unsecured community use.

Table 5.29: North Area Cricket Pitches that Provide Secured Community Use, Unsecured Community Use and Pitches that could be brought back into play

THE GREATER CAMBRIDGE AREA ENCOMPASSING CAMBRIDGE CITY COUNCIL & SOUTH CAMBRIDGESHIRE DISTRICT COUNCIL
PLAYING PITCH STRATEGY

| NORTH AREA | CRICKET SQUARES | GRASS PITCHES | NON TURF PITCHES |
|--|------------------------|----------------------|-------------------------|
| Current number of pitches secured community use 2015 | 0 | 0 | 0 |
| Current number of pitches unsecured community use | 0 | 0 | 1 |
| TOTAL PITCHES | 0 | 0 | 1 |

5.83. The artificial pitch in the North Area is provided at North Cambridge Academy. There are currently no other cricket pitches in the North Area. There are 2 planned cricket pitches to be provided through new developments that will provide additional facilities that could be accessed by the community in the North Area in the future.

Table 5.30: East Area Cricket Pitches that Provide Secured Community Use, Unsecured Community Use and Pitches that could be brought back into play

| EAST AREA | CRICKET SQUARES | GRASS PITCHES | NON TURF PITCHES |
|---|------------------------|--|-------------------------|
| Current number of pitches providing secured community use | 2 | 22 (1 square 5 pitches and 1 square 6 pitches) | 0 |
| Current number of pitches providing unsecured community use | 0 | 0 | 0 |
| TOTAL PITCHES | 2 | 22 | 0 |

5.84. The East Area provides the 2 secured community use pitches Hills Road Sixth Form College and Parkers Piece.

Table 5.31: West Central Area Cricket Pitches that Provide Secured Community Use, Unsecured Community Use and Pitches that could be brought back into play

| WEST CENTRAL AREA | CRICKET SQUARES | GRASS PITCHES | NON TURF PITCHES |
|---|------------------------|---|-------------------------|
| Current number of pitches | 0 | 0 | 0 |
| Current number of pitches providing unsecured community use | 7 | 63 (7 squares with varying number of pitches) | 0 |
| TOTAL PITCHES | 7 | 63 | 0 |

5.85. The West Central Area has the highest concentration of cricket squares and cricket pitches all of which are provided on unsecured community use sites at University grounds.

Table 5.32: South Area Cricket Pitches that Provide Secured Community Use, Unsecured Community Use and Pitches that could be brought back into play

THE GREATER CAMBRIDGE AREA ENCOMPASSING CAMBRIDGE CITY COUNCIL & SOUTH CAMBRIDGESHIRE DISTRICT COUNCIL
PLAYING PITCH STRATEGY

| SOUTH AREA | CRICKET SQUARES | GRASS PITCHES | NON TURF PITCHES |
|---|-----------------|---------------|------------------|
| Current number of pitches providing community Use | 0 | 0 | 0 |
| Current number of pitches providing unsecured Community Use | 4 | 53 | 1 |
| TOTAL PITCHES | 4 | 53 | 1 |

5.86. The pitches in the South Area are provided at University sites, Clare College, St Catherine’s College and Cambridge University Press. All sites are unsecured community use. Netherhall School Sports Centre does provide secured community use of an artificial (non –turf) pitch.

CRICKET PITCH QUALITY

5.87. The quality of cricket pitches across the City of Cambridge have been assessed by site visits and user consultation to come to an agreed rating with the English and Wales Cricket Board NGB. The standard for the City of Cambridge is for 5 games to be played per cricket pitch per season.

5.88. Quality of pitches determines the capacity or number of times a pitch can be played.

5.89. The non-technical site assessments have been used along with club perceptions of the quality of the pitches.

SPORTS CLUB PERCEPTION OF QUALITY

- **Dog fouling is a major problem on playing pitch grounds that have public use or right of way.**
- **Council Cricket pitches at Parkers Piece are considered a poorer quality than those of the university wickets due to differing maintenance regimes.**
- **The General Public and other users of Parkers Piece do not respect the cricket squares.**
- **The cost of hiring the University College cricket fields is high but of a good quality.**

5.90. The majority of respondent clubs rated the pitches that they played on mainly University sites as good or standard. The exception being the Council cricket pitches at Parkers Piece. This is due to the perceived quality of maintenance.

5.91. Maintaining high pitch quality is the most important aspect of cricket. If the pitch is poor, it can affect the quality of the game and can, in some instances, become dangerous.

5.92. To obtain a full technical assessment of wicket and pitches, the EWCB recommends a Performance Quality Standard Assessment (PQS). The PQS looks at a cricket square to ascertain whether the pitch meets the Performance Quality Standards which are benchmarked by the Institute of Groundsmanship. The report identifies surface issues and suggests options for remediation together with likely costs.

PLAYING PITCH CAPACITY

5.93. Capacity analysis for cricket is measured on a seasonal rather than weekly basis. This is due to playability (i.e., only one match is generally played per pitch per day at weekends or weekday evening). Pitches are rotated throughout the season to reduce wear and allow repair. Therefore, it is more accurate to assess capacity seasonally rather than weekly. The capacity of a pitch to accommodate matches is driven by the number and quality of pitches. Artificial (Non Turf) grass pitches are not included in these calculations because they are not currently used by clubs for competitive games apart from some occasional junior games and for practice.

5.94. There could be situations where, a site is highlighted as potentially able to accommodate some additional play. The EWCB recommend that this should not be recorded as spare capacity against the site. For example, a site may be managed to regularly operate slightly below full capacity to ensure that it can cater for a number of regular training sessions, or to protect the quality of the site. The University sites fit into this scenario of protection of quality.

5.95. The quality assessment of pitches assists with the identification of how many games a pitch can be played on per cricket season. This then informs us of the playing capacity of each cricket pitch. The tables below show the current playing capacity for grass pitches per season for each site by Sub Area.

THE GREATER CAMBRIDGE AREA ENCOMPASSING CAMBRIDGE CITY COUNCIL & SOUTH CAMBRIDGESHIRE DISTRICT COUNCIL
PLAYING PITCH STRATEGY

NORTH AREA

Table 5.33: North Area - Cricket Pitch Capacity

| NORTH AREA - SITES | CAPACITY CURRENT | OVER PLAY | UNDER PLAY | CAPACITY END OF 2015 |
|---------------------------|-------------------------|------------------|-------------------|-----------------------------|
| No Grass Pitch Sites | 0 | 0 | 0 | 0 |
| TOTALS | 0 | 0 | 0 | 0 |

5.96. There are no grass pitch sites currently in the North Area of Cambridge.

EAST AREA

Table 5.34: East Area – Cricket Pitch Capacity

| SUB AREA 3 – SITES | CAPACITY CURRENT | OVER PLAY | UNDER PLAY | CAPACITY END OF 2015 |
|-------------------------------|-------------------------|------------------|-------------------|-----------------------------|
| Hills Road Sixth Form College | 55 | 0 | 0 | 0 |
| Parkers Piece | 55 | 0 | 29 | 29 |
| TOTALS | 110 | | | 29 |

5.97. Hills Road Sixth Form College with its College use and community use is neither over nor under played. Parkers Piece is currently under played due to the poor quality of the pitches and very little use on a Sunday. There is potential to increase the use of Parkers Piece.

5.98. In addition to the two cricket facilities in the East Area. Fenners Cricket Ground is in the East Area. Fenners is the home of Cambridge University Cricket Club. The ground is only used for Cambridge University Cricket. In 2015 the ground held 27 matches.

WEST CENTRAL AREA

5.99. The West Central Area identifies an under play of 73 games. There is no guarantee that any extra games could be played at these facilities. They are all University College Sports Grounds with no security of community use.

Table 5.35: West Central Area – Cricket Pitch Capacity

THE GREATER CAMBRIDGE AREA ENCOMPASSING CAMBRIDGE CITY COUNCIL & SOUTH CAMBRIDGESHIRE DISTRICT COUNCIL
PLAYING PITCH STRATEGY

| WEST CENTRAL AREA - SITES | CAPACITY CURRENT | OVER PLAY | UNDER PLAY | CAPACITY END OF 2015 |
|---------------------------|------------------|-----------|------------|----------------------|
| Fitzwilliam College | 50 | 0 | 6 | 6 |
| Trinity College Old Field | 90 | 0 | 54 | 54 |
| Pembroke College | 50 | 0 | 34 | 34 |
| Queens & Robinson College | 50 | 0 | 30 | 30 |
| Kings & Selwyn College | 75 | 0 | 55 | 55 |
| TOTALS | 315 | | | 73 |

5.100. There could be situations where, a site is highlighted as potentially able to accommodate some additional play. The EWCB recommend that this should not be recorded as spare capacity against the site. For example, a site may be managed to regularly operate slightly below full capacity to ensure that it can cater for a number of regular training sessions, or to protect the quality of the site. The University sites fit into this scenario of protection of quality.

Page 163

SOUTH AREA

Table 5.36: South Area – Cricket Pitch Capacity

| SOUTH AREA - SITES | CAPACITY CURRENT | OVER PLAY | UNDER PLAY | CAPACITY END OF 2015 |
|----------------------------|------------------|-----------|------------|----------------------|
| Clare College | 70 | -9 | 0 | -9 |
| St Catherine's College | 60 | 0 | 29 | 29 |
| Cambridge University Press | 60 | 0 | 26 | 26 |
| Leys School | 15 | 0 | 0 | 0 |
| TOTALS | 190 | | | 46 |

5.101. Clare College cricket ground is perceived to be of very good quality and is used for minor county games and other cricket cup games. The ground is currently over played by 9 games. St Catherine's and Cambridge University Press are currently under played. The Leys School facilities with school use are currently at the capacity of play. There is no guarantee that any extra games could be played at these facilities. They are all University College or Independent School Sports Grounds with no security of community use.

CRICKET DEMAND CURRENT

THE GREATER CAMBRIDGE AREA ENCOMPASSING CAMBRIDGE CITY COUNCIL & SOUTH CAMBRIDGESHIRE DISTRICT COUNCIL
PLAYING PITCH STRATEGY

5.102. There are eight community cricket clubs using cricket facilities across Cambridge. The eight cricket clubs provide a total of 27 teams playing across the City of Cambridge with peak time usage for seniors being on a Saturday Afternoon. Cambridge NCI use cricket pitches at Elsworth in South Cambridgeshire for some of its junior teams and Cambridge Granta use Brabraham and Girton Recreation Ground for its junior teams in South Cambridge. Cambridge St Giles home cricket ground is in Dry Drayton but its first team use cricket facilities at Cambridge University Press. Madingley Cricket Clubs 1st team play at Girton College in South Cambridgeshire District Council.

LATENT DEMAND

5.103. Latent demand has been identified by Cam Kerala Cricket Club. The club would like another senior team and to introduce a junior team. The senior team would play on Saturday and require an additional cricket pitch every other Saturday.

5.104. Cam Kerala that use Hill Road and state they have no home ground as such and would like to have a home ground in the City of Cambridge.

FUTURE DEMAND

5.105. While it is essential to ensure that provision is adequate to meet current demand, this strategy must also facilitate planning to meet future demand.

TEAM GENERATION RATES

5.106. The table below considers team generation rates. By 2031 there will be an additional 1.6 senior teams and 3.4 junior teams.

Table 5.37: Team Generation Rates

| SPORT AND AGE GROUPS | NUMBER OF TEAMS IN AGE GROUP WITHIN THE AREA | CURRENT POPULATION IN AGE GROUP WITHIN THE AREA | FUTURE POPULATION IN AGE GROUP WITHIN THE AREA | CURRENT TGR | POPULATION CHANGE IN AGE GROUP | POTENTIAL CHANGE IN TEAM NUMBERS IN AGE GROUP |
|-------------------------------------|--|---|--|-------------|--------------------------------|---|
| Cricket Open Age Men's (18-45yrs) | 21 | 37838 | 40652 | 1801.81 | 2814 | 1.6 |
| Cricket Open Age Women's (18-45yrs) | 0 | 0 | 0 | 0 | 0 | 0.0 |
| Cricket Junior Boys (7-18yrs) | 12 | 6458 | 8271 | 538.167 | 1813 | 3.4 |
| Cricket Junior Girls (7-18yrs) | 0 | 0 | 0 | 0 | 0 | 0.0 |

THE GREATER CAMBRIDGE AREA ENCOMPASSING CAMBRIDGE CITY COUNCIL & SOUTH CAMBRIDGESHIRE DISTRICT COUNCIL
PLAYING PITCH STRATEGY

5.107. Taking into consideration the additional latent demand and 1 senior team and 1 junior team and the additional demand from population growth 2 senior teams (rounded up) and 3 junior teams (rounded down). The two additional cricket pitches provided by new developments will provide for these new teams.

5.108. The issue is that currently there are 158 senior 1st X1 team games played in the City of Cambridge at peak time on a Saturday afternoon during the cricket season. With the additional senior team requirements by 2031 the games played on a Saturday will be approximately 184. Approximately 1 square can be used 26 times in a cricket season on a Saturday afternoon. If you divide 184 by 26 it provides the number of squares required which is 7. Currently there are only 2 cricket squares available for secured public use on 2 sites across the City of Cambridge. The development of 2 additional cricket squares through housing growth opportunities will raise this total to 4 and ensure that cricket is less reliable on the University College sites than it currently is.

| | |
|--|-----------|
| Current provision Secured Use Sites | 2 squares |
| Planned provision through Growth Sites | 2 squares |
| Total Secured Use Sites | 4 Squares |
| Under Provision of Secured Use Sites | 3 Squares |

5.109. The continued use of University College cricket squares will be required in the future of at least 3 squares.

KEY ISSUES

5.110. The future demand identifies that there will be insufficient cricket pitches in 2031 that are in secured community use.

5.111. There is a need to address the quality issues of Parkers Piece the only Council cricket site.

KEY PRIORITIES

5.112. Strategically the following priorities need to be put in place within the Action Plan:

- 7. Protection of all secured and unsecured community use and education cricket pitches across the City of Cambridge. Consider additional sites for new cricket facilities.**
- 8. Improve pitch quality at Parkers Piece by:**

- Working with the EWCB, Cambridgeshire Cricket to improve the maintenance of Parkers Piece.
- 9. The Local Authority to work with Cambridgeshire Cricket and City of Cambridge Cricket Clubs so that the implication of this strategy and action plans can be implemented and that there are clear routes of communication and all decisions are taken with a full understanding of needs and aspirations.**
- 10. Work with the EWCB and Cambridgeshire Cricket to support clubs applying for funding, and planning, particularly with clubs that can demonstrate long term development plans and have achieved the appropriate accreditations and provide player and sports development pathways.**
- 11. City of Cambridge Council to work with Cambridgeshire Cricket to identify potential sites if the University Colleges were to stop the current use of community cricket at their facilities.**
- 12. Where possible use CIL or Section 106 funding (match funding) to develop new playing pitch facilities and bring exiting facilities up to the required EWCB and Sport England Guidance Standards for playing pitches and changing accommodation.**

RUGBY UNION

SUPPLY

5.113. The audit of Rugby Union pitches in the City of Cambridge identifies that there are 2 club sites with 8 senior pitches, 2 of these are floodlit. Both club sites provide for secure community use currently. The two clubs are Cambridge Rugby Club and Cantabrigian Rugby Club,

5.114. There are rugby pitches on the University College Playing Fields. None of these are available for community use.

5.115. The current RFU recommendations for mini and youth pitches are:

- **U7 20m x 12m + 5m IGA (in-goal area)**
- **U8 45m x 22m + 5m IGA**
- **U9 60m x 30m + 5m IGA**
- **U10 60m x 35m + 5m IGA**
- **U11/U12 60 x 35m + 5m IGA**
- **U13 Girls 60m x 35M + 5m IGA**

OWNERSHIP & MANAGEMENT OF RUGBY PITCHES

5.116. The Cambridge Rugby Club own their site.

5.117. Cantabrigian's have ownership of the carpark and clubhouse at Hills Road Sixth Form College but the school own the changing rooms. Cantabrigian's have a lease for one pitch by the clubhouse they own and have an agreement on a second pitch for use with the school. The second pitch is also used by the school for its school rugby.

5.118. Any change in the agreement to use the second rugby pitch would have an impact on the capacity of play at this site. The capacity for play needs to consider the use of the school and the club on the second pitch.

DEMAND

THE GREATER CAMBRIDGE AREA ENCOMPASSING CAMBRIDGE CITY COUNCIL & SOUTH CAMBRIDGESHIRE DISTRICT COUNCIL
PLAYING PITCH STRATEGY

5.119. The Playing Pitch assessment has identified that there are currently 2 rugby clubs playing rugby union within the City of Cambridge and these clubs provide 18 teams. There are:

- **7 men’s adult teams**
- **0 Ladies Team**
- **5 junior teams**
- **6 mini/midi teams**

5.120. The clubs playing rugby across the City of Cambridge are shown in the tables below. Table 5.38 shows the number of clubs and teams in the City of Cambridge.

Table 5.38: Current Clubs and teams in City of Cambridge

| CLUB | CITY OF CAMBRIDGE | ADULT TEAMS | | JUNIOR TEAMS | MINI / MIDI TEAMS | TOTALS |
|--------------------------|-------------------|-------------|--------------|--------------|-------------------|-----------|
| | | SENIOR MEN | SENIOR WOMEN | | | |
| Cambridge Rugby Club | | 4 | 0 | 5 | 6 | 15 |
| Cantabrigians Rugby Club | | 3 | 0 | 0 | 0 | 3 |
| TOTAL | | 7 | 0 | 5 | 6 | 18 |

DISPLACED DEMAND

5.121. Displaced demand is where City of Cambridge rugby teams would be accessing the use of pitches outside of the area. There are no known clubs accessing pitches outside of the City of Cambridge. There are clubs in South Cambridgeshire District Council.

LATENT DEMAND

5.122. The following clubs have identified that they would like to increase teams in the future:

- **Cantabrigian’s – 1 adult team and 1 junior team.**

- **City of Cambridge Rugby Club – 1 adult team, 1 girls’ team and to provide touch and seven’s rugby.**

5.123. The latent demand pitch requirements are 1 adult pitch and 1 junior pitch.

QUALITY OF PROVISION

5.124. The following table identifies the RFU guidelines for quality and capacity that have been used across City of Cambridge Rugby Pitches. Quality has been decided by undertaking a visual non-technical assessment, consultation with the clubs and the RFU. The numbers in the table identify the number of games that can be played per pitch per week.

Table 5.39: RFU Guidelines Quality and Capacity

| | | MAINTENANCE | | |
|----------|----------------------------|-------------|---------------|-----------|
| | | POOR (M0) | STANDARD (M1) | GOOD (M2) |
| DRAINAGE | Natural Inadequate (D0) | 0.5 | 1.5 | 2 |
| | Natural Adequate (D1) | 1.5 | 2 | 3 |
| | Pipe Drained (D2) | 1.75 | 2.5 | 3.25 |
| | Pipe and Slit Drained (D3) | 2 | 3 | 3.5 |

5.125. The site analysis identifies that when team equivalent games are added for training and touch rugby then Cantabrigians are at capacity and the City of Cambridge Rugby Club pitches are over played. It must be noted that pitches with floodlights are training pitches and are the work horse of the club and these pitches will become over played before other pitches as the season progresses.

5.126. Cantabrigian’s RFC – are currently at capacity for mid-week training and there is no more capacity at this site due to the school use of the second pitch. The clubs pitch is under capacity on match days at peak times on a Saturday but is used by the juniors on Sundays.

5.127. Cambridge Rugby Club – currently over play their pitch on training days to the equivalent of requiring 3 additional pitches. On match days the pitch is currently underplayed by 2 pitches per week at peak times on a Saturday. This could lend itself to midweek provision if floodlights were installed on site. This would be a medium term solution given the need to deliver a changing room project before a 3G rubber crumb pitch could be considered.

ANCILLARY FACILITIES

5.128. Clubs have identified their needs for now and in the future these are:

- **Cantabrigian’s RFC-** There is a club house, which, the club would like to expand to provide larger social facilities. The club does not own the changing rooms. These are owned by the school and are very good and the envy of most visiting rugby clubs. The club has plans to extend and improve the clubhouse.
- **Cambridge Rugby Club -** The club has planning permission to improve and modernise the changing rooms. The club would also benefit from a 3G rubber crumb compliant floodlit pitch. This would assist in improving the training capacity midweek of the pitches.

5.129. The capacity issue to provide for training and matches would be improved if drainage was improved. In addition to improving the ‘quality’ of the pitch. Investment is needed to increase the number of floodlights that clubs have. If the amount of floodlights can be increased this will improve the quality of experience, spread the load between pitches and enable further growth due to increased options for match and training play. Cambridge Rugby Club pitch has some water pooling and pitches are often water logged.

FUTURE PLAYING PITCH (RUGBY) DEMAND – POPULATION GROWTH

5.130. While it is essential to ensure that provision is adequate to meet current demand, this strategy must also facilitate planning to meet future demand. The table below identifies the requirements for rugby pitches 2015 – 2031 for population demand using team generation rates. The table below takes into account the current 2015 over supply and under supply, latent and sports development demand, and future population growth using team generation rates.

5.131. The team generation rates project an additional need for 0.5 match equivalent pitches for adults, 0.5 of a junior pitch by 2031 and 1 mini midi pitch.

Table 5.40: Team Generation Rates to identify future pitch requirements through population growth to 2031 (Source Research & Performance Team Cambridgeshire Council Council)

THE GREATER CAMBRIDGE AREA ENCOMPASSING CAMBRIDGE CITY COUNCIL & SOUTH CAMBRIDGESHIRE DISTRICT COUNCIL
PLAYING PITCH STRATEGY

| SPORT AND AGE GROUPS | NUMBER OF TEAMS IN AGE GROUP WITHIN THE AREA | CURRENT POPULATION IN AGE GROUP WITHIN THE AREA | FUTURE POPULATION IN AGE GROUP WITHIN THE AREA | CURRENT TGR | POPULATION CHANGE IN AGE GROUP | POTENTIAL CHANGE IN TEAM NUMBERS IN AGE GROUP |
|---------------------------------------|--|---|--|-------------|--------------------------------|---|
| Rugby Union Senior Men (19-45yrs) | 7 | 36659 | 39949 | 5237 | 3290 | 1 |
| Rugby Union Senior Women (19-45yrs) | 0 | 0 | 0 | 0 | 0 | 0 |
| Rugby Union Youth Boys (13-18yrs) | 5 | 4102 | 5011 | 820.4 | 909 | 1 |
| Rugby Union Youth Girls (13-18yrs) | 0 | 0 | 0 | 0 | 0 | 0 |
| Rugby Union Mini/Midi Mixed (7-12yrs) | 6 | 3492 | 4457 | 582 | 965 | 2 |

5.132. The table below shows the overall requirements for 2031 and identifies that there are no additional pitches required for peak time usage on a Saturday afternoon.

Table 5.41: Requirements for Rugby Pitches 2015 - 2031

| REQUIREMENTS FOR RUGBY PITCHES 2015 – 2031 | PITCH EQUIVALENTS |
|--|-------------------|
| Current 2015 over supply and under supply – displaced demand and protect all current pitches | +3 |
| Latent and Sports Development Demand Additional Pitch Requirements | -1 |
| Future Population Growth and Proposed Population Growth Additional Pitch Requirements | -1 |
| FUTURE DEFICIENCY 2031 | 1 |

5.133. There are sufficient rugby pitches going forward to 2031 in the City of Cambridge for competitive match play. The issue is one of capacity around training on those match pitches mid-week. There is a need for additional floodlighting on the City of Cambridge Rugby Club site to meet the demand of midweek training as a key priority.

SUMMARY OF KEY ISSUES TO ADDRESS

5.134. The key issues to address are:

- **There is an option to use underplay of pitches at Cambridge Rugby Club at weekends to provide floodlights for these pitches to be used for training purposes midweek. This would provide a medium term solution whilst providing for improvements to changing rooms and then an IRB compliant 3G rubber crumb pitch.**
- **Future consideration of a 3G rubber crumb pitch IRB compliant at Cambridge Rugby Club to assist with training and match day games in the future.**
- **Improvements need to be made to the changing rooms at Cambridge Rugby Club and the Cantabrigians would like to expand their clubhouse.**
- **Improvements to drainage will improve playing and training capacity**
- **Ensure clubs have access to high quality floodlit pitches to facilitate training and match play mid-week throughout the season**
- **Development of women and girls rugby needs to be addressed**

KEY PRIORITIES

5.135. Strategically the following priorities need to be put in place within the Action Plan:

- 6 Protection of all community use rugby pitches across the City of Cambridge.**
- 7 Cantabrigian's Rugby Club lease and agreement to use the rugby pitches at Hills Road Sixth Form College needs to be safeguarded or alternative facilities will need to be found in the future.**
- 8 Ensure all teams are playing on the right size pitches.**
- 9 Improve pitch quality and ancillary provision by:**

- Over time address the drainage issues for all clubs to assist with current capacity issues
- Ensure over time that all clubs have two floodlit pitches
- Address the quality issues that clubs have with ancillary facilities such as changing room's and club houses.
- In the long term provide a 3G Rubber Crumb pitch that is IRB compliant at the City of Cambridge Rugby Club.

10 The Local Authority to work with the RFU to support clubs applying for funding, and planning, with clubs that are able to demonstrate long term development plans and have achieved the appropriate accreditations and provide player and sports development pathways. The Local Authority and the RFU to discuss the development of women and girls rugby.

11 Where possible use CIL or Section 106 funding to develop (match funding) new playing pitch facilities and bring exiting facilities up to the required RFU and Sport England Guidance Standards for playing pitches, clubhouse and changing accommodation.

Hockey Future City of Cambridge and South Cambridgeshire District Council

SUPPLY

- 5.136. Across the city of Cambridge and South Cambridgeshire District Council there are 12 sand based artificial grass pitches (AGP), full size that could be used for Hockey. There are 10 sand dressed AGPs in the City of Cambridge and 2 in South Cambridgeshire. Of the 12 AGPs 8 have floodlights. This means that these 8 AGPs can be used for midweek training and late afternoon weekend games in the hockey season when it is dark.
- 5.137. Of the 8 that can be used for hockey, there is only one sand dressed AGP, which can be used in South Cambridgeshire and this is at Bassingbourn Sports Centre. The second AGP in South Cambridgeshire, Basingnour Barracks sand dressed AGP is now closed for community use.
- 5.138. The Bassingbourn Sports Centre AGP has no hockey club usage. The FA has requested that if funds become available, that the pitch surface at Bassingbourn Sports Centre is resurfaced as a 3G rubber crumb pitch. England Hockey do not object to this request.
- 5.139. There are no hockey clubs in South Cambridgeshire. Demand for hockey from the South Cambridgeshire area and the City of Cambridge is provided for within the City of Cambridge.
- 5.140. England Hockey have been clear about the development of hockey and the pitch requirements of the National Governing Body, going forward to 2031 within the City of Cambridge and South Cambridgeshire. All hockey provision in the future to 2031 is required to be developed in the City of Cambridge and close to its borders.

THE GREATER CAMBRIDGE AREA ENCOMPASSING CAMBRIDGE CITY COUNCIL & SOUTH CAMBRIDGESHIRE DISTRICT COUNCIL
PLAYING PITCH STRATEGY

- 5.141. The remaining 6 sand based artificial grass pitches within the City of Cambridge are mainly owned by independent schools, University Colleges or the University, with the exception of 2 sand based artificial grass pitches. These are at Coldhams Common (Abbey Leisure Centre) and Long Road Sixth Form College.
- 5.142. The independent schools generate higher usage of artificial hockey pitches and provide a team for each year group and play competitively on Saturdays and Sundays, using pitches at the same time as required by community hockey clubs. The school's teams naturally have first choice of use of their AGPs over community club use. The Perse School have 22 boy's teams and 20 girl's teams. The Leys School has 11 boy's teams and 7 girl's teams.
- 5.143. The Perse School Preparatory School and the Perse Upper School (Independent Schools) AGPs apart from school use are used for matches by the community clubs when the pitch is available. These school AGPs have no floodlights, so are not available for training midweek or later in the day for weekend matches during the hockey season. The Leys School (Independent School) facilities are no longer available for community club use.
- 5.144. The University College pitch at St Johns College is used occasionally and the University of Cambridge pitch at Wilberforce Road is used as well by community clubs. There is planning permission for a second artificial grass pitch at Wilberforce Road.
- 5.145. The 2 main facilities used by the community use hockey clubs in the City of Cambridge are, Long Road Sixth Form College and Coldhams Common, Abbey Leisure Centre. Long Road Sixth Form College was built in 2014. The Abbey Leisure Centre AGP carpet will require to be renewed after approximately 10 years of use. The last refurbishment was 2009. It is expected the next renewal of the Abbey Leisure Centre carpet would be in 2019.

THE GREATER CAMBRIDGE AREA ENCOMPASSING CAMBRIDGE CITY COUNCIL & SOUTH CAMBRIDGESHIRE DISTRICT COUNCIL
PLAYING PITCH STRATEGY

Table 5.42: Sites with Artificial Grass Pitches (AGPs) that provide community use and suitable for Hockey use

| SITE NAME | LOCAL AUTHORITY | PITCH TYPE (3G; SAND DRESSED; SAND FILLED; WATER BASED) | SIZE (M) | OWNERSHIP | COMMUNITY USE CATEGORY | PITCH SCORE | FLOODLIT | YEAR BUILT REFURBISHED |
|--|------------------------------|---|--------------------|--------------------------|--------------------------------------|---------------|----------|------------------------|
| Long Road 6th Form College Sports Facilities | City of Cambridge South Area | Sand dressed | Full Size - Hockey | Owned by the School | Available for community use and used | 83 - Good | Yes | 2014 |
| The Leys School Playing Fields Latham Road | City of Cambridge South Area | Sand dressed | 100 x 60 | Owned by the Leys school | Not available for community use | 81 - Good | Yes | 2000/2012 |
| The Leys Sports Complex | City of Cambridge South Area | Sand dressed - small sided | 100 x 60 | Owned by the Leys school | Not available for community use | 71 - Standard | Yes | 2000/2011 |
| The Perse Preparatory School | City of Cambridge South Area | Sand dressed | 100 x 60 | Owned by the school | Not available for community use | 78 - Standard | No | 2008 |
| The Perse School | City of Cambridge South Area | Sand dressed | 100 x 60 | Owned by the School | Available for community use and used | 71 - Standard | No | 2000 |
| The Perse School for Girls | City of Cambridge | Sand dressed | 100 x 60 | Owned by | Available | 75 - | No | 2004 |

THE GREATER CAMBRIDGE AREA ENCOMPASSING CAMBRIDGE CITY COUNCIL & SOUTH CAMBRIDGESHIRE DISTRICT COUNCIL
PLAYING PITCH STRATEGY

| SITE NAME | LOCAL AUTHORITY | PITCH TYPE (3G; SAND DRESSED; SAND FILLED; WATER BASED) | SIZE (M) | OWNERSHIP | COMMUNITY USE CATEGORY | PITCH SCORE | FLOODLIT | YEAR BUILT REFURBISHED |
|--------------------------------------|-------------------------------------|---|-----------|---------------------------------|--------------------------------------|---------------|----------|------------------------|
| Sports Ground Latham Road | South Area | | | the School | for community use and used | Standard | | |
| Wilberforce Road Sports Ground | City of Cambridge West Central Area | Sand dressed | 98 x 60 | Cambridge University | Available for community use and used | 81 - Good | Yes | 1994/2003 |
| St Johns College | City of Cambridge West Central Area | Sand dressed | Full size | Owned by St Johns College | Available for community use and used | 78 - Standard | No | Not Known |
| St Catharine's College Sports Ground | City of Cambridge West Central Area | Sand dressed | 97 x 61 | Owned by the college | Unsecured | | No | Recently Refurbished |
| Abbey Leisure Complex | City of Cambridge East Area | Sand Filled | 96 x 65 | Owned by Cambridge City council | Available for community use and used | 82 - Good | Yes | 1994/2009 |
| Bassingbourn Barracks | South Cambs South West Area | Sand Dressed | 100 x 60 | MOD | Not Available | 76 - Standard | Yes | 1999 |

THE GREATER CAMBRIDGE AREA ENCOMPASSING CAMBRIDGE CITY COUNCIL & SOUTH CAMBRIDGESHIRE DISTRICT COUNCIL
PLAYING PITCH STRATEGY

| SITE NAME | LOCAL AUTHORITY | PITCH TYPE (3G; SAND DRESSED; SAND FILLED; WATER BASED) | SIZE (M) | OWNERSHIP | COMMUNITY USE CATEGORY | PITCH SCORE | FLOODLIT | YEAR BUILT REFURBISHED |
|----------------------------|-----------------------------|---|----------|----------------|-----------------------------|---------------|----------|------------------------|
| | | | | | for Community Use – Closed | | | |
| Bassingbourn Sports Centre | South Cambs South West Area | Sand Dressed | 100 x 60 | Parish Council | Available for Community Use | 76 - Standard | Yes | 2008 |

DEMAND

- 5.146. There are 3 hockey clubs within the City of Cambridge and none in South Cambridgeshire. The peak time for hockey competitive matches is currently on a Saturday. All matches are currently played on a Saturday and Sunday. However, leagues are becoming acceptable of teams agreeing times and days when matches can be played, for example, on a Friday evening. As well as the 3 hockey clubs in Cambridge the independent schools such as the Perse School and Leys School field large numbers of school teams and the older age groups compete on Saturdays at the same time as the 3 hockey clubs.
- 5.147. The Leys School is no longer available for community use and the Perse School pitches are not floodlit and is under pressure to provide for its school teams.

CAMBRIDGE CITY HOCKEY CLUB

- 5.148. Cambridge City Hockey Club – has identified 25 teams. The club plays at a variety of different locations across the city. There has been a marked increase in membership in the past 12 months 2014/15 and the club has a thriving junior section with over 400 members.
- 5.149. The club use Wilberforce Road as its club house pitch and did use the Leys School Playing Fields (Independent School) heavily however the pitch is no longer available for use.
- 5.150. Cambridge City Hockey Club has recently put a proposal to Cambridge University to increase the number of hockey AGPs from 1 to 3 at the Wilberforce Road University Playing Fields. This would be funded by an anonymous financial backer. If successful this would provide the club with a much needed home base where all home team games could be played encouraging a more sustainable delivery of hockey and for members to be able to have one home base to socialise, train, compete and develop.
- 5.151. The club also has links with Anglia Ruskin University as well as the University of Cambridge.
- 5.152. The club currently uses the following facilities for senior matches:
- **Perse Upper School (Only during daylight hours)**
 - **St Johns College Sports ground**
 - **Cambridge University (Wilberforce Road)**
 - **Perse Girls School Sports Ground (Only during daylight hours)**

CLUB TRAINING

5.153. Cambridge City Hockey Club training takes place:

- **Men's club training Monday 8.00pm – 10.00pm - Long Road Sixth Form College**
- **Women's Club training Wednesday 8pm – 10pm - Long Road Sixth Form College**
- **U12 Boys training 9am - 10am Sundays – Long Road Sixth Form College**
- **U8 Boys and Girls training Sunday mornings - Perse School**
- **U14 and U16 Boys training Sunday mornings 10.00am – 11.00am – Long Road Sixth Form College**
- **U12 Girls training 10.30am – 11.30am Sunday mornings - Perse School**
- **U10 Boys and Girls training 9.30m – 10.30 Sunday mornings – Perse School**
- **U16 Girls – Sundays – Long Road Sixth Form College**
- **U18 Boys – Sundays - Perse School**

CAMBRIDGE NOMADS HOCKEY CLUB

5.154. The club currently provides 5 teams in adult men's and women's teams. However, they do provide mixed junior training and are looking to increase the number of junior members in the club. The club has good links to the community and has run various community programmes with schools and Cambridgeshire hockey in the past few years.

5.155. Senior Men's and Women's matches are played at Coldhams Common (Abbey Leisure Centre) on Saturdays.

5.156. There are no facilities to provide match day teas at the Abbey Leisure Complex, so the club has to go elsewhere to provide hospitality and social facilities for away teams and its own teams.

5.157. Pitch maintenance at Coldham's Common has been poor in the past. Recently new goals have been supplied and the pitch is being cleared of leaves on a regular basis so the pitch is safe to play on.

CLUB TRAINING

5.158. Cambridge Nomads Hockey Club training takes place:

- **Men's Training is Tuesdays 8.00pm – 10.00pm - Coldhams Common**
- **Women's Training is Wednesdays 7.00pm – 8.30pm - Coldhams Common**
- **Mixed Junior Training Wednesdays 7.00pm – 8.00pm - Coldhams Common**

SOUTH CAMBRIDGE HOCKEY CLUB

5.159. South Cambridge Hockey Club hosts 8 teams. The club has no junior teams.

5.160. The club has stated that it is not looking to grow further and has shown concern of a recent additional men's team folding.

5.161. The club uses Long Road Sixth Form College sand based artificial grass pitch as its home base.

CLUB TRAINING

5.162. South Cambridge Hockey Club training takes place:

- **Men's training is Tuesdays 7.30pm – 9.00pm - Long Road Sixth Form College.**
- **Women's Training is Thursday 7.30pm – 9.00pm - Long Road Sixth Form College.**
- **Back to hockey skills is Thursday 7.30pm – 9.00pm Long Road Sixth Form College.**
- **Informal weekly hockey on Wednesday evenings from 7:30pm to 8:30pm - Long Road Sixth Form College.**

CAMBRIDGE UNIVERSITY HOCKEY CLUB

THE GREATER CAMBRIDGE AREA ENCOMPASSING CAMBRIDGE CITY COUNCIL & SOUTH CAMBRIDGESHIRE DISTRICT COUNCIL
PLAYING PITCH STRATEGY

5.163. There are 3 men’s teams and 3 women’s teams. The teams compete in League matches on Saturdays and British University Clubs (BUCs) League on Wednesdays. The first teams are called the Blues Teams and the overall goal of these two teams is to win the annual Varsity Match against Oxford.

5.164. In addition, the University Colleges have an internal men’s league and a women’s league. The University floodlit sand-based synthetic surface at Wilberforce Road is marked and used for hockey only. The facility is home to Cambridge University Hockey Club and hosts a range of University, College and Community Club training sessions and matches. It is also used by County and regional hockey squads. In addition, the University Colleges use the AGP at St Johns College and St Catherine’s College. There is some minor use of the St Johns and St Catherine’s College AGPs by the City of Cambridge Hockey Club when all other facilities are not available and these facilities are.

5.165. The University are currently fundraising to build a second sand dressed floodlit pitch and to resurface the existing pitch. Planning permission already exists for the scheme.

ANGLIA RUSKIN UNIVERSITY HOCKEY CLUB

5.166. There is 1 men’s team and 1 women’s team they compete in the BUCs League on Wednesday afternoons. The teams train on Friday evenings at Long Road Sixth Form College and book the University of Cambridge Wilberforce Road pitch for their BUCs League games. For the University teams to grow they require their own facility, and is planned to be addressed by the development at Howe’s Place.

CLUB AND TEAM ANALYSIS

5.167. Table 5.43 identifies the number of teams per club

Table 5.43: Club Analysis - Hockey

| CLUB NAME | ANALYSIS AREA | ADULT TEAMS | | | JUNIORS | TOTAL |
|---------------------------|-------------------|-------------|--------------|-------|---------|-------|
| | | SENIOR MEN | SENIOR WOMEN | MIXED | | |
| Cambridge City HC | City of Cambridge | 7 | 6 | 0 | 12 | 25 |
| Cambridge Nomads HC | City of Cambridge | 3 | 2 | 0 | 0 | 5 |
| Cambridge South HC | City of Cambridge | 5 | 3 | 0 | 0 | 8 |
| Cambridge University HC | City of Cambridge | 3 | 3 | 0 | 0 | 6 |
| Anglia Ruskin Hockey Club | City of Cambridge | 1 | 1 | 0 | 0 | 0 |

5.168. Table 5.44 identifies the number of match slots required for use by hockey clubs using the artificial grass pitches in the City of Cambridge. During the week there is demand for the universities teams for pitch space on Wednesday afternoons. There are currently 8 university representative teams requiring 4 home match slots on Wednesday afternoons. These games are played at Wilberforce Road. There are only two secured community use

THE GREATER CAMBRIDGE AREA ENCOMPASSING CAMBRIDGE CITY COUNCIL & SOUTH CAMBRIDGESHIRE DISTRICT COUNCIL
PLAYING PITCH STRATEGY

facilities that can deliver guaranteed slots for the Community Clubs. These are Long Road Sixth Form College and Coldhams Common. The Perse School provides slots during day light hours on a Saturday and slots at times when the school is not using its own facilities.

Table 5.44: Competitive match slot demand

| | NUMBER OF TEAMS | COMPETITIVE MATCH SLOTS REQUIRED | | |
|-----------------------------|---|----------------------------------|----------|--------|
| | | WEEKDAY | SATURDAY | SUNDAY |
| Senior teams (16-65) | 34 teams (Cambridge University compete Wednesdays and Saturdays. Anglia Ruskin University compete Wednesdays) | 4 | 16 | 1 |
| Junior teams (11-15) | 12 teams | 0 | 0 | 6 |

5.169. Table 5.45 below shows the number of training hours required by the clubs. There is a requirement for 34 training hour's midweek and 12 on a Sunday currently.

Table 5.45: Training hours required

| | NUMBER OF TEAMS | TRAINING HOURS REQUIRED | | |
|-----------------------------|-----------------|-------------------------|----------|--------|
| | | WEEKDAY | SATURDAY | SUNDAY |
| Senior teams (16-65) | 34 | 34 | 0 | 0 |
| Junior teams (11-15) | 12 | 0 | 0 | 12 |

5.170. Table 5.46 shows the supply and current demand for hockey AGPs across the City of Cambridge. The Perse School cannot be guaranteed as future use due to the number of teams the school has to provide competitive time for and this could hinder the development of the City of Cambridge Hockey Club.

THE GREATER CAMBRIDGE AREA ENCOMPASSING CAMBRIDGE CITY COUNCIL & SOUTH CAMBRIDGESHIRE DISTRICT COUNCIL
PLAYING PITCH STRATEGY

Table 5.46: AGP capacity analysis

| SITE NAME | SUPPLY (MATCH SLOTS AND TRAINING) | | | DEMAND (MATCH SLOTS REQUIRED – FOR TRAINING AND MATCHES) | | | BALANCE (MATCH SLOTS) | | |
|---|--------------------------------------|----------|--------|---|----------|--------|-----------------------|----------|--------|
| | WEEKDAY | SATURDAY | SUNDAY | WEEKDAY | SATURDAY | SUNDAY | WEEKDAY | SATURDAY | SUNDAY |
| Coldhams Common Abbey Leisure Centre (Secured Community Use) | 10 | 4 | 4 | 4.5 | 2.5 | 0 | 5.5 | 1.5 | 4 |
| Long Road 6th Form College Sports Facilities (Secured Community Use) | 20 | 4 | 4 | 8.5 | 4 | 4 | 11.5 | 0 | 0 |
| St Johns College (Unsecured Community Use) | 20 | 4* | 4* | 0 | 3 | 0 | 20 | 1 | 4 |
| The Perse School (Unsecured Community Use) | 20 | 4* | 4* | 0 | 3 | 2 | 20 | 1 | 2 |
| The Perse School for Girls Sports Ground (Unsecured Community Use) | 20 | 4* | 4* | 0 | 0.5 | 0 | 20 | 3.5 | 4 |
| Wilberforce Road Sports Ground (Secured Community Use) | 20 | 4 | 4 | 10 | 3 | 0 | 10 | 1 | 4 |

* Not guaranteed use

LATENT DEMAND

5.171. The hockey clubs have identified the latent demand as being:

- **Cambridge City Hockey Club: 3 adult teams and 2 junior teams. This would require 1.5 match slots on Saturdays and 1 match slot on Sundays.**
- **Cambridge South Hockey Club: None**
- **Cambridge Nomads: 2 junior teams. This would require 1 match slot on a Sunday.**

FUTURE POPULATION CITY OF CAMBRIDGE

5.172. Team generation rates are shown in table 5.47. There are no hockey teams in South Cambridgeshire the team generation rates would show 0. England Hockey have stated that for cub sustainability in the future the concentration will be on use of facilities within the City of Cambridge and Anglia Ruskin University in South Cambridgeshire. The team generation rates (TGR) below consider the Greater Cambridge Area population.

Table 5.47: Team generation Rates 2015 - 2031 Greater Cambridge; Source Population Data Research Centre Cambridgeshire County Council

| SPORT AND AGE GROUPS | NUMBER OF TEAMS IN AGE GROUP WITHIN THE AREA | CURRENT POPULATION IN AGE GROUP WITHIN THE AREA | FUTURE POPULATION IN AGE GROUP WITHIN THE AREA | CURRENT TGR | POPULATION CHANGE IN AGE GROUP | POTENTIAL CHANGE IN TEAM NUMBERS IN AGE GROUP |
|--------------------------------|--|---|--|-------------|--------------------------------|---|
| Hockey Senior Men (16-55yrs) | 19 | 67464 | 76871 | 3551 | 9407 | 3 |
| Hockey Senior Women (16-55yrs) | 15 | 59313 | 64528 | 3954 | 5215 | 1 |
| Hockey Junior Boys (11-15yrs) | 6 | 7385 | 10074 | 1231 | 2689 | 2 |
| Hockey Junior Girls (11-15yrs) | 6 | 6928 | 9581 | 1155 | 2653 | 2 |

Page 184

5.173. The table above identifies that there will be additional requirements for 1.5 match slots for adult teams and 2 junior match slots.

5.174. The additional match slots required from latent demand and team generation rates using future population data identifies that there will be demand for a further 3 match slots on a Saturday and 4 match slots on a Sunday.

SUMMARY FUTURE PROVISION OF HOCKEY AGPs

5.175. There are currently only 2 facilities that offer secured community use match slots for the games on a Saturday. These are Long Road Sixth Form College and Coldham's Common (Abbey Leisure Centre). Only one of these Coldhams Common offers use to football clubs. A third facility at Cambridge University Wilberforce Road offers unsecured community use for hockey.

5.176. These 3 sites offer 12 match slots on a Saturday. With the current 16 match slots required and a further 3 match slots on a Saturday to meet future demand equals 19 match slots required on a Saturday.

THE GREATER CAMBRIDGE AREA ENCOMPASSING CAMBRIDGE CITY COUNCIL & SOUTH CAMBRIDGESHIRE DISTRICT COUNCIL
PLAYING PITCH STRATEGY

- 5.177. The proposal to provide 3 hockey AGP facilities at the Cambridge University Wilberforce Road Sports Ground with secured community use would provide for 12 match slots on a Saturday.
- 5.178. The proposal for a new hockey AGP facility at Howes Close (South Cambridgeshire) for the Anglia Ruskin University providing a community use agreement would provide for a further 4 match slots.
- 5.179. With Long Road Sixth Form College providing 4 match slots on a Saturday, Wilberforce road 12 match slots and Howes Close 4 match slots. This allows for a total of 20 match slots.
- 5.180. This provision of 3 AGPs at Wilberforce road, 1 AGP at Long Road Sixth Form College and 1 AGP at Howes Close, allows for the Coldhams Common AGP surface to be changed to a 3G rubber Crumb surface. This would meet the need and demand for 3G rubber crumb facilities in the City of Cambridge and South Cambridgeshire.
- 5.181. England Hockey are fully supportive of the above requirements and believe the 5 AGPs are sufficient facilities for Hockey in the City of Cambridge and that there is no further need for Hockey facilities in South Cambridge apart from the agreed development of an AGP at Northstowe to 2031.
- 5.182. Strategically the following priorities need to be put in place within the Action Plan for Hockey:
- 5. Protection of all community use artificial hockey pitches across the City of Cambridge and South Cambridgeshire District Council.**
 - 6. Ensure hockey continues to have primary use for mid-week training and match slots at weekends when required.**
 - 7. Ensure that plans are in place to maintain AGP quality in the long term across all City of Cambridge and South Cambridgeshire District Council Hockey AGPs and that sink funds are in place to replace carpets and refurbish pitches.**
 - 8. The Local Authority to work with England Hockey, Cambridge University, Anglia Ruskin University and the hockey clubs to develop the 3 AGPS at Wilberforce Road and 1 AGP at Howes Close.**

6. STRATEGY FRAMEWORK AND ACTION PLAN FOR FUTURE DELIVERY OF PLAYING PITCH PROVISION CITY OF CAMBRIDGE

6.1. The strategy framework will focus on the following three principles:

- **PROTECT:** The strategy seeks to make sure that the right amount of playing pitches and ancillary facilities of the right quality are in the right place. It promotes the protection of existing provision and recognises the benefits of multi pitch sites.
- **ENHANCE:** Key partners such as Cambridge City Council and South Cambridgeshire District Council, Cambridgeshire County Council Education, local schools, Private and Voluntary Sports Clubs, and NGBs must work together to maximise the full potential of playing pitch assets and the long term sustainability of these assets and recognise that an improvement in quality and ongoing maintenance can have an impact on the capacity of use.
- **PROVIDE:** In times of public sector austerity, investment needs to be directed at sites which will provide the best impact and highest increase in participation. It is the policy of Cambridge City Council and South Cambridgeshire District Council to support projects and sports clubs that are able to demonstrate sustainable long term development, increase participation and support those clubs that have achieved the appropriate accreditations e.g. Clubmark and or Charter Standard and provide player and sports development pathways.

PRIORITY SPORT SPECIFIC ACTIONS

6.2. All existing playing field land is protected by Cambridge City Council and South Cambridgeshire District Council Local Plans, Sport England policies and the NPPF to deliver current and future needs.

6.3. The Football, Cricket, Rugby and Hockey Individual Sport Specific issues are shown in the tables below.

THE GREATER CAMBRIDGE AREA ENCOMPASSING CAMBRIDGE CITY COUNCIL & SOUTH CAMBRIDGESHIRE DISTRICT COUNCIL
PLAYING PITCH STRATEGY

Table 6.1: Priority Sport Specific Actions City of Cambridge - Football

| | |
|---------------------------------------|---|
| PROTECT | <ol style="list-style-type: none"> 1. Protect all current football pitches in the City of Cambridge and South Cambridgeshire District Council areas unless suitable equivalent or better replacements are provided. 2. Ensure clubs have appropriate levels of security of tenure at playing pitch sites where feasible to secure the long term future of the club. 3. Ensure Community Use Agreements are in place with Education Establishments providing football pitches and 3G rubber crumb pitches for community use. |
| Page 187 ENHANCE | <ol style="list-style-type: none"> 1. Enhance the quality, availability and carrying capacity of existing football pitches to meet current and future needs of clubs. 2. Place particular emphasis on increasing the quality of pitches rated as “poor” through installation of drainage plus improvement of maintenance and access to floodlit all-weather training and competitive facilities. 3. Improve the standard of non-playing pitch facilities including access and car parking and the quality of changing rooms to provide segregated changing for male and females where feasible. 4. Work with junior football clubs that meet the Councils and NGBs priorities and support clubs to achieve Charter Standard accreditation as a minimum kite mark for the Council to provide future support and funding and support those clubs that wish to achieve community or development club standards. 5. Support junior clubs to develop with the management and improvement of facilities and ensure security of tenure of playing facilities for junior clubs either through leasing or community asset transfers so clubs can become sustainable in the future. 6. Ensure Community Use Agreements are in place with Education Establishments providing football pitches and artificial grass pitches for community use 7. Work with planning teams for the provision of floodlighting on sites, and training pitch proposals |

1. Provide - Re configured football pitches, new football pitches, 3G rubber crumb pitches and new and or improved changing facilities commensurate to new population provided by housing development in line with the strategic need for facilities across Cambridge City Council and South Cambridgeshire District Council with a particular emphasis on dedicated youth and mini pitch provision.
2. Due to the demand and under supply of 3G rubber crumb pitches the PPS has identified strategically preferred options for the delivery of 3G Artificial rubber crumb Grass pitches across Cambridge City Council and South Cambridgeshire District Council:
 - **Anglia Ruskin University – Howes Close (with community Use agreement – This will provide a 3G pitch facility for the North West area of the City of Cambridge and into South Cambridgeshire – Girton etc.**
 - **Abbey Leisure Coldhams Common – This will also provide for the North West area of Cambridge and into South Cambridgeshire District Council. (Replace carpet on existing hockey pitch subject to the development of artificial pitches at Wilberforce Road).**
 - **Long Road 6th Form College (with Community use agreement) this will support the small sided 3G rubber crumb pitch currently at Netherhall School and the South East of Cambridge.**
 - **Trumpington School 3G rubber crumb pitch to allow junior hockey at school level and football. This will support the South West area of Cambridge.**
 - **The new proposed 3G rubber crumb pitches at Northstowe and Cambourne Back Lane South Cambridgeshire District Council will provide sufficient 3G rubber crumb facilities for community use by football clubs for now and into the future to 2031. However, if development contributions become available there is a need for a 9 v 9 3rd generation rubber crumb pitch around Histon and Milton on the A14 corridor.**
 - **Future population growth beyond 2031 at Waterbeach and Borne Airfield will need to consider future 3G rubber crumb pitch requirements.**

The PPS considers that the 3G rubber crumb facility provided in the neighbouring St Edmundsbury Borough Council at Haverhill is sufficient to cover the area of South Cambridgeshire to the 3G pitch provided in South Cambridgeshire District Council at Linton.

The planned developments for 3G pitch provision in neighbouring Central Bedfordshire at Biggleswade are seen as sufficient to cover areas in South Cambridgeshire District Council particularly around Steeple Morden.

THE GREATER CAMBRIDGE AREA ENCOMPASSING CAMBRIDGE CITY COUNCIL & SOUTH CAMBRIDGESHIRE DISTRICT COUNCIL
PLAYING PITCH STRATEGY

Table 6.2: Priority Sport Specific Actions City of Cambridge - Cricket

| | |
|----------------|---|
| PROTECT | <ol style="list-style-type: none"> 1. Protect all cricket pitches in the City of Cambridge including Cambridge University and Cambridge University College cricket facilities and South Cambridgeshire District Council area cricket pitches should be protected unless suitable equivalent or better replacements are provided. 2. Ensure cricket clubs have appropriate levels of security of tenure where feasible to secure the long term future of the club. 3. Ensure Community Use Agreements are in place with Education Establishments providing cricket pitches and non-turf pitches for community use. |
| ENHANCE | <ol style="list-style-type: none"> 1. Enhance the quality, availability and carrying capacity of existing cricket pitches to meet current and future needs of clubs. |
| PROVIDE | <ol style="list-style-type: none"> 1. Provide new cricket pitch provision commensurate to new population provided by housing development in line with the strategic need for facilities in the Sub Areas. 2. There is a need to ensure that if a cricket club folds or disbands in the South Cambridgeshire District Council area that the cricket facility is not left to deteriorate. The demise of a club or facility needs to be brought to the attention of the monitoring group of this Playing Pitch Strategy so the facilities can be offered to an alternative cricket club in the City of Cambridge or South Cambridgeshire District Council area. 3. There is a need to provide the appropriate facilities to meet the needs of local cricket clubs. |

Table 6.3: Priority Sport Specific Actions City of Cambridge - Rugby

| | |
|----------------|--|
| Protect | <ol style="list-style-type: none"> 1. Protect all rugby pitches in the City of Cambridge and South Cambridgeshire District Council, unless suitable equivalent or better replacements are provided. |
| ENHANCE | <ol style="list-style-type: none"> 1. Enhance the quality, availability and carrying capacity of existing rugby pitches to meet current and future needs of clubs. Particular emphasis on improving maintenance, installing drainage and enhancing access to floodlit training facilities where planning will allow. |

THE GREATER CAMBRIDGE AREA ENCOMPASSING CAMBRIDGE CITY COUNCIL & SOUTH CAMBRIDGESHIRE DISTRICT COUNCIL
PLAYING PITCH STRATEGY

| | |
|----------------|---|
| PROVIDE | <ol style="list-style-type: none"> 1. Provide for new drainage, floodlights and or changing provision commensurate to new population provided by new housing development in line with the strategic need for facilities in that location. 2. Consider the feasibility of a 3G rubber crumb IRB compliant pitch at Great Shelford (South Cambridgeshire District Council) with floodlighting. 3. Provide 3G IRB compliant pitch and a grass rugby pitch by South Cambridgeshire District Council continuing to work with the developer at Northstowe. 4. Cambourne Back Lane 3G rubber crumb pitch will provide training for rugby only. The pitch will be of sufficient size but will not provide the required shock pad to be fully IRB compliant for competitive games of rugby to be played. 5. A further feasibility study should be undertaken in the future to provide when feasible a 3G rubber crumb floodlit IRB compliant pitch at Cambridge Rugby Club. |
|----------------|---|

Page 190

Table 6.4: Priority Sport Specific Actions City of Cambridge - Hockey

| | |
|----------------|---|
| PROTECT | <ol style="list-style-type: none"> 1. Protect all suitable sand-based AGPs in the City of Cambridge and South Cambridgeshire District Council unless they have been identified as an oversupply to requirements as part of this Playing Pitch Strategy. 2. It is important to ensure that those AGPs used for hockey and provide community use have protected and prioritised peak time match slots and training slots for hockey use. 3. Ensure Community Use Agreements are in place with Education Establishments providing hockey – sand based - artificial grass pitches for community use. |
| ENHANCE | <ol style="list-style-type: none"> 1. Particular emphasis on ensuring sink funds are in place for sand based AGPs across Cambridge City Council and South Cambridgeshire District Council areas to ensure that carpets can be replaced and other works can be undertaken in the future. |

THE GREATER CAMBRIDGE AREA ENCOMPASSING CAMBRIDGE CITY COUNCIL & SOUTH CAMBRIDGESHIRE DISTRICT COUNCIL
PLAYING PITCH STRATEGY

| | |
|----------------|---|
| <p>PROVIDE</p> | <p>England Hockey are satisfied that if the following 5 artificial grass hockey pitches can be provided then this is all that will be required for competitive hockey until 2031.</p> <ul style="list-style-type: none">• Provision of 3 Artificial Grass Pitches for hockey at the University of Cambridge, Wilberforce Road (with community use agreement). Planning Application will be required.• Continued provision of Artificial Grass Pitch at Long Road for City of Cambridge.• Provision of 1 Artificial Grass pitch for hockey at Anglia Ruskin University – Howes Close (with community Use agreement) Planning application to be resubmitted. <p>There will be a continued requirement to provide school artificial grass pitches at Northstowe for school use and outreach development of hockey by the main hockey clubs with schools etc. in the future. These facilities will be determined by new school developments and the school's individual requirements.</p> |
|----------------|---|

CITY OF CAMBRIDGE ACTION PLAN

- 6.4. The tables below identify the general Planning Policy recommendations, Playing Pitch Strategy Development recommendations, and the general actions which are followed by the sub area site by site action plan.
- 6.5. The actions are given priorities and relevant potential delivery partners are highlighted. By being highlighted as a potential delivery partner, partners are not obligated to fund or facilitate the action but they should be involved in the project.
- 6.6. There is no guarantee that the Action Plans will be delivered but they do suggest the best way of resolving the issue. There are no guarantees that these solutions would gain planning permission as all planning applications are considered on their own merits.
- 6.7. The action plans are given a priority:
- **Priority 1. Delivered against or worked towards within three years (ahead of the first full review of the Playing Pitch Strategy)**
 - **Priority 2. Delivered within 6 years**
 - **Priority 3. No specific date – In many instances the action is a general support for clubs or other bodies to progress with ground improvements and is not necessarily an action the Council or the Playing Pitch Steering Group have control over.**

MONITORING AND REVIEW

- 6.8. It is important that the Playing Pitch Strategy Steering group keep this Strategy alive. This will be achieved by:
- **Monitoring the delivery of the recommendations and actions.**
 - **Providing up to date annual supply and demand for pitch stock.**
 - **Addressing changing trends and formats for the different pitch sports as they develop and monitoring participation of these changes and trends.**
- 6.9. The on-going monitoring of the strategy will be led by Cambridge City Council and South Cambridgeshire District Council and will involve stakeholders from the Playing Pitch Strategy Group. The Strategy will be updated every 5 years in line with the Local Planning process.
- 6.10. The table below provides general Planning Policy recommendations and Playing Pitch Strategy Development recommendations. The Playing Pitch Strategy Development recommendations address the deficiencies of grass pitch provision.

Table 6.5: City of Cambridge Planning Policy and Playing Pitch Strategy Development

| GENERAL PLANNING & PLAYING PITCH STRATEGY DEVELOPMENT | ACTION |
|---|---|
| <p>PPSCCGR 1 General Recommendations for Planning</p> | <p>Agree the following Actions for the Local Plan</p> <ul style="list-style-type: none"> • Develop a Local Plan Planning Policy, which is in accordance with the NPPF, which seeks to protect playing pitches unless the loss resulting from the proposed development would be replaced by equivalent or better provision in terms of quantity and quality in a suitable location; or the development is for alternative sports and recreational provision, the needs for which clearly outweigh the loss. • On new developments such as Waterbeach and Bourn which are proposed to be beyond the timespan of this Playing Pitch Strategy 2031 there is a need to work with the NGBs Football, Cricket and Rugby to provide a Facility Calculator based on the team generation rates within the playing pitch strategy to identify future playing pitches required. • Planning consent should include appropriate conditions and/or be subject to CIL or a Section 106 Agreement. Where developer contributions are applicable a Section 106 Agreement must be completed specifying the amount and timing of sums to be paid. • The Infrastructure Delivery Plan and the Community Infrastructure Levy Charging Schedule should include projects for investment in playing pitch facility provision and maintenance for sites as identified in the Site by Site Action Plans. • Where new pitches are provided changing rooms should be located on site as a minimum for adult use including provision for women and girls or as a minimum toilet facilities should be provided for junior and mini football use including toilets for women and girls. • Where schools and colleges seek planning permission for outdoor playing pitches and/or artificial grass pitches the planning conditions must stipulate a formal community use agreement is put in place with the School or college and the Local Authority to provide for community use of the facility. |
| <p>PPSCCGR 2 General Recommendations Playing Pitch Strategy Development</p> | <p>The LPAs will work in partnership with:</p> <ul style="list-style-type: none"> • City Council Ward Councillors • South Cambridgeshire Parish Council's • Football Association Regional Investment and Facilities manager and Cambridgeshire Football Association. • England and Wales Cricket Board Facilities and Investment Manager and Cambridgeshire Cricket • Rugby Football Union Investment and Facilities Manager • England Hockey Relationship Manager for Cambridgeshire • Sport England <p>Short Term Action by September 2016:</p> <ul style="list-style-type: none"> • The LPAs will continue working with the Playing Pitch Strategy Steering Group. The Steering Group will monitor and review the PPS and site action plans on a six monthly basis. <p>Short Term Action September 2016 - Long Term Action April 2018:</p> <ul style="list-style-type: none"> • The action plan from the PPS should be implemented by the LPAs with the assistance of the Steering Group. <p>It is important that the Playing Pitch Strategy Steering group keep this Strategy Alive. This will be achieved by:</p> <ul style="list-style-type: none"> • Monitoring the delivery of the recommendations and actions. • Providing up to date annual supply and demand for pitch stock. • Addressing changing trends and formats for the different pitch sports as they develop and monitoring participation of these changes and trends. <p>The on-going monitoring of the strategy will be led by the LPAs and will be linked to the Playing Pitch Strategy Group. The Strategy will be updated every 5 years in line with Local Plan reviews.</p> |

6.11. General Actions are provided in the tables below. The General Action Plan addresses how to deal with deficiencies of grass pitches up to 2031.

Table 6.6: City of Cambridge General Actions Football – Reduce deficiencies of Football Pitches

| ACTION PLAN REFERENCE | SITE | PRIORITY SITES/ISSUE | ACTION | PRIORITY | RESPONSIBILITY |
|------------------------------------|------|--|--|--------------|---------------------------|
| <p>PPSCCG1 FOOTBALL</p> | | <p>North Area</p> <p>There is a projected over supply and under supply to 2031 of:</p> <p>Over Supply 1 adult football pitch 3 mini soccer 7 v 7 pitches</p> <p>Under Supply 1 junior 11 v 11 pitch 1 junior 9 v 9 pitch and 3 mini soccer 5 v 5 pitches</p> <p>South Area</p> <p>There is no oversupply and a projected under supply to 2031 of:</p> <p>2 adult football pitches, 4 junior 11 v 11 pitches and 6 junior 9 v 9 football pitches.</p> | <p>North Area Addressing the under supply:</p> <p>The mini 5 v 5 pitches can be played 3 times per day (FA Guidance) and there are sufficient pitches to cover this under supply.</p> <p>The under supply of a 9 v 9 pitch is from latent demand. This should be placed at a 3G rubber crumb pitch site as part of a central venue for 9 v 9 junior football.</p> <p>The oversupply of the adult 11 v 11 pitch can be re designated as a junior 11 v 11 pitch.</p> <p>South Area</p> <p>The under supply is caused by future population growth in the South Area.</p> <p>The housing development at Clay Farm is providing:</p> <p>1 3G rubber crumb pitch full size that is suitable for junior hockey and for football.</p> <p>The pitch will need to be registered with the FA to provide for junior games.</p> <p>The 3G pitch should become a central venue for 9 v 9 football and negate the need for 6 additional 9 v 9 grass pitches.</p> <p>A full size 3G rubber crumb pitch can supply 2(two) 9 v 9 pitches per hour – in 3 hours you have used 6 pitches.</p> <p>Pitch requirements are 2 adult football pitches with run offs (1.41ha) and 4 junior pitches with run offs (2.23ha), a total of 3.64ha. This will negate the under supply of senior and junior pitches.</p> <p>The Clay Farm Development has secured 4.58ha of playing pitch space – the minimum requirements should be to cover the needed 2 adult football pitches and 4 junior 11 v 11 football pitches.</p> <p>In addition, NGB compliant ancillary provision should be provided and car parking must meet with LPA standards.</p> | <p>1 - 3</p> | <p>PPS Steering Group</p> |

| ACTION PLAN REFERENCE | SITE | PRIORITY SITES/ISSUE | ACTION | PRIORITY | RESPONSIBILITY |
|-----------------------|------|---|---|----------|----------------|
| | | <p>East Area</p> <p>There is a projected Over supply and under supply to 2031 of:</p> <p>Over supply</p> <p>3 Adult football pitches. 3 Junior 7 v 7 pitches</p> <p>Under supply</p> <p>3 juniors 11 v 11 pitches.</p> <p>West and Central Area</p> <p>There is a projected over supply and under supply to 2031 of:</p> <p>Over supply</p> <p>5 Adult pitches</p> <p>Under supply</p> <p>2 junior 7 v 7 pitches.</p> | <p>East Area</p> <p>Coldhams Common (Abbey Leisure Centre) should remark 3 of its adult pitches to cater for junior 11 v 11 use.</p> <p>West and Central Area</p> <p>The North West Cambridge development is providing for 1 adult and 2 junior pitches and a 3G rubber crumb pitch with additional pitch space not yet decided.</p> <p>The team generation rates for the West and Central Area are skewed towards adult football because of the number of University adult teams used in the Team Generation rates.</p> <p>In this instance it may be best suited to provide an allocation of space rather than size of pitches so the actual typology of pitch can be flexible.</p> <p>There is an opportunity to also create a football hub with a 3G rubber crumb pitch and space that can provide up to 6 adult pitches.</p> <p>NW Cambridge Development to include:</p> <ul style="list-style-type: none"> • 1 3G Rubber Crumb pitch • 1 full size adult football pitch 0.71ha • 2 junior 11 v 11 football pitches 1.11 ha <p>Six adult football pitches equals 4.23ha minus the 1.82ha above leaves 2.41ha of flexible grass football space to still be provided as part of the NW Cambridge Development. Full NGB compliant ancillary provision should also be provided and car parking must meet LPA standards.</p> | | |

Table 6.7: City of Cambridge General Actions Cricket

| ACTION PLAN REFERENCE | SITE | PRIORITY SITES/ISSUE | ACTION | PRIORITY | RESPONSIBILITY |
|-----------------------|------|--|--|----------|--------------------|
| PPSCCG2. CRICKET | | <p>Latent Demand 2031</p> <p>1 senior cricket team and 1 junior cricket team</p> <p>Population Growth 2031</p> <p>2 senior cricket teams (rounded up) and 3 junior cricket teams (rounded down).</p> <p>With the additional senior team requirements by 2031 the games played on a Saturday will be approximately 184.</p> <p>Community Cricket is currently played mainly on University College cricket squares. With the exception of Parkers Piece and Hills Road Sixth Form College.</p> <p>Approximately 1 square can be used 26 times throughout a cricket season on a Saturday afternoon. If you divide 184 by 26 it provides the number of cricket squares required which is 7.</p> <p>Currently there are only 2 cricket squares available for secured public use on 2 sites across the City of Cambridge.</p> <p>The development of 2 additional cricket squares will raise this total to 4 and ensure that cricket is less reliable on the University College sites than it currently is.</p> | <p>Latent Demand and Population Growth</p> <p>The 2 additional pitches being provided at Darwin Green 1 and NW Cambridge Development will provide facilities for the latent demand and population growth.</p> <p>Community Use</p> <p>The key action is for the Local Authority to work towards cricket facilities being less reliable on the unsecured cricket sites at the University of Cambridge in the future. The sites secured for community use cricket currently are:</p> <ul style="list-style-type: none"> • Parkers Piece • Hills Road Sixth Form College <p>Future Provision:</p> <ul style="list-style-type: none"> • 1 cricket pitch Darwin Green One Development • 1 cricket pitch NW Cambridge Development – Development to provide a second cricket pitch <p>The LPA should consider additional cricket squares at Netherhall School and or Chesterton School.</p> <p>Other ways of delivering community use cricket are:</p> <ol style="list-style-type: none"> 1. Attempting to put in place Community Use Agreements with clubs and the University Colleges. 2. Cambridge City Council request that South Cambridgeshire District Council Protect all its existing cricket facilities that have secured community use. If and when they are no longer used due to clubs folding, then they should be offered to City of Cambridge Cricket Clubs and or South Cambridgeshire District Council based cricket clubs to provide a secure community use facility. | 1 - 3 | PPS Steering Group |
| PPSCCG3 RUGBY | | <p>There is no oversupply or under supply in rugby pitches.</p> <p>There are however, maintenance issues and drainage issues at the City of Cambridge Rugby Club</p> | <p>A 3G rubber crumb artificial pitch should be considered for the City of Cambridge Rugby Club in the future. This would assist the club with its flooding issues of pitches in the future and ensure that training requirements could be met at the home ground.</p> | 3 | PPS Steering Group |
| PPSCCG4 HOCKEY | | <p>There are currently only 3 facilities that offer secured community use match slots for hockey games on a Saturday. These are Wilberforce Road which caters for the University matches, Long Road Sixth Form College and Coldham's Common (Abbey Leisure Centre).</p> <p>These 3 sites offer 12 match slots on a Saturday. With the current 16 match slots required and a further 2 match slots on a Saturday to meet future demand equals 18 match slots required on a Saturday.</p> | <p>There is a proposal to provide 3 AGP hockey facilities at the Cambridge University, Wilberforce Road Sports Ground. This would provide for 12 match slots on a Saturday.</p> <p>The proposal for a new hockey AGP facility at Howes Close for the Anglia Ruskin University providing a community use agreement would provide for a further 4 match slots.</p> <p>With Long Road Sixth Form College providing 4 match slots on a Saturday, Wilberforce road 12 match slots and Howe's Close 4 match slots. This allows for a total of 20 match slots.</p> | 1 | PPS Steering Group |

| ACTION PLAN REFERENCE | SITE | PRIORITY SITES/ISSUE | ACTION | PRIORITY | RESPONSIBILITY |
|--|------|---|--|----------|--------------------|
| | | | <p>This provision of 3 AGPs at Wilberforce road, 1 AGP at Long Road Sixth Form College and 1 AGP at Howes Close, allows for the Coldhams Common AGP surface to be changed to a 3G rubber Crumb surface.</p> <p>This change in surface at Coldhams Common would meet the need and demand for 3G rubber crumb facilities in the City of Cambridge and South Cambridgeshire.</p> <p>England Hockey are fully supportive of the above requirements and believe the 5 AGPs are sufficient facilities for Hockey in the City of Cambridge and that there is no further need for Hockey facilities in South Cambridgeshire apart from the agreed development of an AGP at Northstowe to 2031 for community hockey</p> | | |
| <p>PPSCCG5 ARTIFICIAL GRASS PITCHES (RUBBER CRUMB)</p> | | <p>City of Cambridge North Area – There are currently no full size 3G rubber crumb pitches in the North Area. Chesterton Sports Centre 60m x 40m (not full size) heavily used by clubs from South Cambridge.</p> | <p>Following discussion and agreement with the FA, the following are the strategically preferred development options for 3G rubber crumb pitches to cover the North Area of the City of Cambridge.</p> <p>The PPS supports the development of a 3G rubber crumb pitch at Anglia Ruskin (Howe’s Close) with a community use agreement in place.</p> <p>This facility will support the needs of clubs and teams in North Cambridge and the South Cambridgeshire North area.</p> <p>An additional 3G rubber crumb pitch will be provided as part of the North West Cambridge Development.</p> <p>This pitch will also support the needs of the City of Cambridge and the North Area of South Cambridgeshire.</p> | 1 - 3 | PPS Steering Group |
| | | <p>City of Cambridge East Area - There are currently no full size 3G rubber crumb pitches in the East Area. There is one small size 3G pitch: Coleridge Community College 32m x 50m 3G rubber crumb pitch.</p> | <p>Following discussion and agreement with the FA, the following are the strategically preferred development options for 3G rubber crumb pitches to cover the East Area of the City of Cambridge.</p> <p>It is proposed to change the surface of the Abbey Leisure Centre sand dressed pitch to a 3G rubber crumb. This pitch would support the needs of the City of Cambridge in the North East and East and the North Area of South Cambridgeshire. There is no objection to this from England Hockey subject to the successful new development of ATPs at the University of Cambridge (Wilberforce Road).</p> | 1 | PPS Steering Group |
| | | <p>City of Cambridge South Area - There are currently no full size 3G rubber crumb pitches. There is 1 small size 3G pitch: Netherhall Community Sports Centre 60m x 40m (not full size)</p> | <p>Following discussion and agreement with the FA, the following is the strategically preferred development option for 3G rubber crumb pitches to cover the South Area of the City of Cambridge.</p> <p>Long Road Sixth Form College plan to build a new 3G rubber crumb pitch. This pitch should be supported as a new pitch. This pitch would support the existing pitch at Netherhall Community Sports Hall.</p> | 1 | PPS Steering Group |
| | | <p>City of Cambridge West and Central Area – There are currently no full size 3G rubber crumb pitches.</p> | <p>Following discussion and agreement with the FA, the following is the strategically preferred development option for 3G rubber crumb pitches to cover the South West Area of the City of Cambridge.</p> | 1 | PPS Steering group |

| ACTION PLAN REFERENCE | SITE | PRIORITY SITES/ISSUE | ACTION | PRIORITY | RESPONSIBILITY |
|-----------------------|------|--|---|----------|--------------------|
| | | | New 3G rubber crumb pitch full size at Trumpington School will cover the South West Area of the City of Cambridge. | | |
| | | <p>North Area South Cambridgeshire - There are no full size 3G rubber crumb pitches in the North Area.</p> <p>There are 2 smaller 3G pitches:</p> <p>50m x 35m 3G rubber crumb pitches at Over and Bar Hill and a third pitch at Cottenham 60 x 40.</p> | <p>Following discussion and agreement with the FA, the following are the strategically preferred development options for 3G rubber crumb pitches to cover the North Area of South Cambridgeshire.</p> <p>Northstowe Development of Phase 1 in South Cambridgeshire will provide a 3G rubber crumb pitch that will be IRB compliant and Northstowe Phase 2 will provide an additional 3G rubber crumb pitch.</p> <p>The FA also supports the development of a 3G rubber crumb pitch at Anglia Ruskin (Howe Close) with a community use agreement in place. This facility will support the needs of both North Cambridge in the City of Cambridge and South Cambridgeshire North area.</p> <p>It is proposed to change the surface of the Abbey Leisure Centre sand dressed pitch to a 3G rubber crumb. This pitch would then support the needs of the City of Cambridge and the North Area of South Cambridgeshire.</p> <p>An additional 3G rubber crumb pitch will be provided as part of the North West Cambridge Development. This pitch would support the needs of the City of Cambridge and the North Area of South Cambridgeshire.</p> <p>If funding becomes available, the FA have identified a need for a 9 v 9 3G rubber crumb pitch along the A14 corridor Histon /Milton.</p> <p>Future developments at Waterbeach will require full size 3G rubber crumb facilities. Ongoing discussions with developers and the PPS Steering Group monitoring the Playing Pitch Strategy will consider and provide advice appropriately in the future.</p> | 1 - 3 | PPS Steering Group |
| | | <p>South East Area South Cambridgeshire - Linton has a 3G rubber crumb pitch (Full size) and a smaller 3G pitch at Fullbourn 40m x 25m.</p> <p>There is a 3G rubber crumb pitch at Haverhill (St Edmundsbury Council) that supports needs through to Linton.</p> <p>Planning permission has been agreed for a 3G rubber crumb full size pitch at the new Cambridge City Football Club ground in Sawston. This will also provide some community use.</p> | <p>Following discussion and agreement with the FA, the following are the strategically preferred development options for 3G rubber crumb pitches to cover the South East Area of South Cambridgeshire.</p> <p>Planning permission has been agreed for a 3G rubber crumb full size pitch at the new Cambridge City Football Club ground in Sawston. This will also provide community use. This will provide along with the Linton 3G rubber crumb pitch 2 3G rubber crumb pitches in the South East Area of Cambridgeshire.</p> <p>The 3G rubber crumb pitch at Haverhill outside the South Cambridgeshire District Council boundary, is considered to support the needs of football clubs through to Linton.</p> | 1 | PPS Steering Group |
| | | <p>South West Area South Cambridgeshire – There is a full size 3G rubber crumb pitch at Comberton Leisure Centre.</p> <p>The FA are developing a 3G rubber crumb pitch in Biggleswade</p> | <p>Following discussion and agreement with the FA, the following are the strategically preferred development options for 3G rubber crumb pitches to cover the South West Area of South Cambridgeshire.</p> <p>There is a planned full size 3G rubber crumb pitch to be built in Cambourne. This with</p> | 1 - 3 | PPS Steering Group |

| ACTION PLAN REFERENCE | SITE | PRIORITY SITES/ISSUE | ACTION | PRIORITY | RESPONSIBILITY |
|-----------------------|------|--|--|----------|----------------|
| | | (Central Bedfordshire) and these will support areas in South Cambridgeshire particularly around Steeple Morden. There is planning permission for a 3G rubber crumb pitch in Cambourne. | <p>Comberton Leisure Centre would provide 2 3G rubber crumb pitches in the South West Area of South Cambridgeshire. If funding becomes available, the FA would like to change the surface of the Bassingbourn Sports Centre artificial grass pitch to 3G rubber Crumb and England Hockey have no objection to this.</p> <p>In addition, there are discussions that are currently ongoing to replace a MUGA surface at Hardwick with a 3G rubber crumb surface.</p> | | |

Table 6.8: City of Cambridge Site by Site Action Plan

| NORTH AREA | | CITY OF CAMBRIDGE | | | |
|--|----------|---|----------|--------------------------------------|--|
| SITE NAME / OWNERSHIP | STRATEGY | ACTION | PRIORITY | RESPONSIBILITY | |
| Logan's Meadow (Local Authority) | Protect | <ul style="list-style-type: none"> Ensure protection of this site as a playing field in the Local Plan | 1 | CCC | |
| | Enhance | <ul style="list-style-type: none"> Pitch drainage | 1 | | |
| | Provide | <ul style="list-style-type: none"> Minimum requirement to provide toilet facilities for male and female. | 3 | CCC | |
| Chesterton Community College School (Education) | Protect | <ul style="list-style-type: none"> Ensure protection of this site as a playing field. Seek to provide a community use agreement to access 3G pitch and football pitches. | 1 | CCC | |
| | Enhance | <ul style="list-style-type: none"> 3G rubber crumb carpet due to be replaced 2020 Pitch improvements and drainage | 3 | Chesterton Community College | |
| | Provide | <p>Potential to provide from Section 106 & CIL agreements</p> <p>Floodlit Training Grass area</p> <ul style="list-style-type: none"> Low level Lux floodlighting either permanent or temporary/moveable columns to provide floodlit grass training areas/pitches. Improvements to the grass playing surface with a hard wearing grass seed, and/or introduction of artificial turf grown into the grass, along with improved drainage. <p>Outdoor Pitch Improvements</p> <ul style="list-style-type: none"> On the Chesterton Playing field's site improved drainage to the grass pitches to allow an increased number of games to be played on the range of grass pitches. One pitch improved to meet FA club step 7 requirements. <p>Outdoor Storage</p> <ul style="list-style-type: none"> Secure lock ups for outdoor equipment storage for clubs and organisations <p>Artificial Cricket Nets and Wicket</p> <ul style="list-style-type: none"> To add on the Chesterton playing fields an artificial Cricket Wicket – To add to the Chesterton playing fields site a minimum of three cricket nets | 2/3 | CCC and Chesterton Community College | |

| NORTH AREA | CITY OF CAMBRIDGE | | | |
|---|-------------------|---|---|-----|
| | | <p>Maintenance Equipment</p> <ul style="list-style-type: none"> For improved ground maintenance across the Academy site, to enable power sweeping and redressing of the 3G pitch. Improved aeration and de-compaction of the grass pitches. Scrubbing of the Tennis courts. <p>Improved access across the whole site</p> <ul style="list-style-type: none"> To improve the access and car parking to the College site for the general public during College hours. To make clear identified routes to the facilities in public use and definition and segregation for secure areas to allow better access during school operational hours to improve the safeguarding of the school children whilst maximising daily public access. | | |
| Chesterton Recreation Ground (Local Authority) | Protect | <ul style="list-style-type: none"> Ensure protection of this site as a playing field in the Local Plan | 1 | CCC |
| | Enhance | <ul style="list-style-type: none"> Changing rooms require extending to provide a club room and kitchenette, more toilets, junior changing spaces Re configuration of playing pitches to 11 v 11 and 9 v 9. | 1 | |
| | Provide | <ul style="list-style-type: none"> Improvements to the grass playing surface with a hard wearing grass seed, along with improved drainage. Changing room refurbishment and extension Outdoor Storage Secure lock ups for outdoor equipment storage for clubs and organisations | 1 | |
| Jesus College Cambridge Sports Ground (University) | Protect | <ul style="list-style-type: none"> Ensure protection of this site as a playing field in the Local Plan Seek to provide a community use agreement for access | 1 | CCC |
| | Enhance | | | |
| | Provide | | | |
| North Cambridge Academy Sports Centre (Education) | Protect | <ul style="list-style-type: none"> Ensure protection of this site as a playing field in the Local Plan Seek to provide a community use agreement to any further developments on the site in-line with current secured arrangements | 1 | CCC |
| | Enhance | <ul style="list-style-type: none"> Sand Dresses AGP carpet due for renewal 2020 | | |
| | Provide | <p>Potential project from Section 106 or CIL funding</p> <p>Floodlit Training Grass Area Low Level Lux floodlighting either permanent or temporary/moveable columns to provide floodlit grass training areas/pitches.</p> <ul style="list-style-type: none"> Improvements to the grass playing surface with a hard wearing grass seed, and/or introduction of artificial turf grown into the grass, along with improved drainage. Outdoor Storage Secure lock ups for outdoor equipment storage for clubs and organisations <p>Artificial Cricket Nets and Wicket</p> <ul style="list-style-type: none"> To add to the playing fields, site a minimum of three cricket nets <p>Maintenance Equipment</p> <ul style="list-style-type: none"> For improved ground maintenance across the Academy site, to enable power sweeping and redressing of the 3G pitch. Improved aeration and de-compaction of the grass pitches. Scrubbing of the Tennis courts. | 2 | |

| NORTH AREA | | CITY OF CAMBRIDGE | | |
|---|----------------|---|---|-----|
| Nunns way Recreation Ground (Local Authority) | Protect | <ul style="list-style-type: none"> Ensure protection of this site as a playing field in the Local Plan | 1 | CCC |
| | Enhance | <ul style="list-style-type: none"> Changing room provision, and kitchenette | | |
| | Provide | <ul style="list-style-type: none"> Seek to provide correct pitch size for U16 football team. | | |
| Shirley Centre – Shirley School (Education) | Protect | <ul style="list-style-type: none"> Ensure protection of this site as a playing field in the Local Plan Seek to provide a community use agreement to access football pitches. | 1 | CCC |
| | Enhance | <ul style="list-style-type: none"> Mini soccer 7 v 7 the only 'Poor' rated pitch across Cambridge City Council needs improving | | |
| | Provide | <ul style="list-style-type: none"> Improvements to the grass playing surface with a hard wearing grass seed, along with improved drainage. Outdoor Storage Secure lock ups for outdoor equipment storage for clubs and organisations | | |
| St. Albans Recreation Ground (Local Authority) | Protect | <ul style="list-style-type: none"> Ensure protection of this site as a playing field in the Local Plan | 1 | CCC |
| | Enhance | <ul style="list-style-type: none"> Playing pitch surface for junior games | | |
| | Provide | <ul style="list-style-type: none"> Improvements to the grass playing surface with a hard wearing grass seed, along with improved drainage. Improvements to existing changing rooms at Meadows Community Centre | | |

| EAST AREA | | CAMBRIDGE CITY | | |
|---|----------------|--|----------|----------------|
| SITE NAME / OWNERSHIP | STRATEGY | ACTION | PRIORITY | RESPONSIBILITY |
| Coldhams Common - Abbey Leisure Centre (Local Authority) | Protect | <ul style="list-style-type: none"> Ensure protection of this site as a playing field in the Local Plan | 1 | CCC |
| | Enhance | <ul style="list-style-type: none"> In time convert 3 adult football pitches to 3 junior football pitches | 3 | CCC |
| | Provide | <ul style="list-style-type: none"> AGP carpet due for renewal 2019. CCC to work in partnership with the FA to provide a 3G rubber crumb pitch at Abbey Leisure Centre by changing the current surface of the AGP to a 3G rubber crumb. This project relies on the development and provision of AGPs for hockey at the University of Cambridge Wilberforce Road and ARU's at Howe's Close. | 3 | CCC, FA |
| Coleridge Community College (Education) | Protect | <ul style="list-style-type: none"> Ensure protection of this site as a playing field in the Local Plan There is a need to put in place a Community Use Agreement for this facility to safeguard and protect community use of the playing pitch facilities in the future. | 1 | CCC |
| | Enhance | <ul style="list-style-type: none"> 3G rubber crumb carpet due to be replaced 2017 | | |
| | Provide | | | |

| EAST AREA | CAMBRIDGE CITY | | | | |
|--|----------------|---|----------|------------------------------|--|
| SITE NAME / OWNERSHIP | STRATEGY | ACTION | PRIORITY | RESPONSIBILITY | |
| Coleridge Recreation Ground (Local Authority) | Protect | <ul style="list-style-type: none"> Ensure protection of this site as a playing field in the Local Plan | 1 | CCC | |
| | Enhance | <ul style="list-style-type: none"> Playing pitch surfaces and maintenance regime for junior games Upgraded Pavilion facility for enhanced and additional changing rooms and extended community room and kitchenette Additional storage | | CCC & local clubs | |
| | Provide | <ul style="list-style-type: none"> Improvements to the grass playing surface with a hard wearing grass seed, along with improved drainage. Outdoor Storage Additional changing rooms, referee's facility, storage Club kitchenette and community multi use room | | | |
| Romsey Recreation Ground (Local Authority) | Protect | <ul style="list-style-type: none"> Ensure protection of this site as a playing field in the Local Plan | 1 | CCC | |
| | Enhance | <ul style="list-style-type: none"> Playing pitch surface for junior games | | | |
| | Provide | <ul style="list-style-type: none"> Improvements to the grass playing surface with a hard wearing grass seed, along with improved drainage. | | | |
| Hills Road Sixth Form College (Education) | Protect | <ul style="list-style-type: none"> Ensure protection of this site as a playing field in the Local Plan There is a need to ensure continuation of the lease of one rugby pitch and an agreement to use the second rugby pitch at this site to safeguard and protect community use of the playing pitch facilities in the future. | 1 | CCC | |
| | Enhance | <ul style="list-style-type: none"> Cantabrigians RFUC have plans to extend their clubhouse. There is a need to improve floodlighting for training if funding becomes available. | 3 | CCC, RFU, Cantabrigians RFUC | |
| | Provide | | | | |
| Fenners – (University of Cambridge) | Protect | <ul style="list-style-type: none"> Ensure protection of this site as a playing field in the Local Plan | 1 | CCC | |
| | Enhance | | | | |
| | Provide | | | | |
| St Bede's School (Education) | Protect | <ul style="list-style-type: none"> Ensure protection of this site as a playing field in the Local Plan There is a need to put in place a Community Use Agreement for this facility to safeguard and protect community use of the playing pitch facilities in the future. | 1 | CCC | |
| | Enhance | | | | |
| | Provide | | | | |

| SOUTH AREA | CAMBRIDGE CITY | | | | |
|--|----------------|---|----------|------------------------------|--|
| SITE NAME / OWNERSHIP | STRATEGY | ACTION | PRIORITY | RESPONSIBILITY | |
| Netherhall School Sports Centre (Education) | Protect | <ul style="list-style-type: none"> Ensure protection of this site as a playing field in the Local Plan There is a need to put in place a Community Use Agreement for this facility to safeguard and protect community use of the playing pitch facilities in the future. | 1 | CCC | |
| | Enhance | <ul style="list-style-type: none"> 3G rubber crumb surface due to be replaced 2021. | | Education | |
| | Provide | <p>Consider a cricket square and pavilion on the site opposite the schools playing fields.</p> <p>Provisional ideas for Section 106 & CIL funding</p> <p>Floodlit Training Grass area</p> <ul style="list-style-type: none"> Low level Lux floodlighting either permanent or temporary/moveable columns to provide floodlit grass training areas/pitches. Improvements to the grass playing surface with a hard wearing grass seed, along with improved drainage. <p>Outdoor Storage</p> <ul style="list-style-type: none"> Secure lock ups for outdoor equipment storage for clubs and organisations <p>Maintenance Equipment</p> <ul style="list-style-type: none"> For improved ground maintenance across the site, to enable power sweeping and redressing of the 3G pitch. Improved aeration and de-compaction of the grass pitches. Scrubbing of the hard tarmac MUGA and Tennis courts. <p>New Pavilion for outdoor sports</p> <ul style="list-style-type: none"> New 4 changing room pavilion with community kitchenette/multi-purpose room and toilets. For use throughout the season by all users of grass outdoor sports pitches, tennis, netball and cricket. <p>Grass Pitch Levelling</p> <ul style="list-style-type: none"> To level out the top playing pitches to grade them to a flat playing surface and add additional drainage and hard wearing grass seeding and reinforced goals mouths. | 3 | CCC, EWCB, Netherhall School | |
| Perse Preparatory School Upper, Lower and Girl's- (Independent School) | Protect | <ul style="list-style-type: none"> Ensure protection of the AGP's and playing pitches at the three schools in the Local Plan | 1 | CCC | |
| | Enhance | <ul style="list-style-type: none"> Upper School Sand dressed AGP carpet last known renewal date 2008 Lower School Sand dressed AGP carpet last known renewal date 2000 Girls School Sand dressed AGP carpet last known renewal date 2004 | | | |
| | Provide | | | | |

| SOUTH AREA | CAMBRIDGE CITY | | | | |
|---|----------------|---|----------|----------------|--|
| SITE NAME / OWNERSHIP | STRATEGY | ACTION | PRIORITY | RESPONSIBILITY | |
| Long Road Sixth Form College (Education) | Protect | <ul style="list-style-type: none"> Ensure protection of this site as a playing field in the Local Plan There is a need to put in place a Community Use Agreement for this facility to safeguard and protect community use of the playing pitch facilities in the future. | 1 | CCC | |
| | Enhance | <ul style="list-style-type: none"> AGP Sand dressed due to be replaced 2025 | | | |
| | Provide | <ul style="list-style-type: none"> CCC and the FA to work with the school to provide a 3G rubber crumb artificial grass pitch for football. This is an important facility to meet the requirements of the network of 3G rubber crumb pitches across the City of Cambridge and South Cambridgeshire. | 2 | CCC, FA | |
| St Marys School Playing Field's (Education) | Protect | <ul style="list-style-type: none"> Ensure protection of the playing pitches at this site in the Local Plan | 1 | CCC | |
| | Enhance | <ul style="list-style-type: none"> Continue dialogue with the college about future suitability of provision on the site | | | |
| | Provide | | | | |
| Cass Centre (Cambridge University Press) | Protect | <ul style="list-style-type: none"> Ensure protection of the playing pitches at this site in the Local Plan There is a need to put in place a Community Use Agreement for this facility to safeguard and protect community use of the playing pitch facilities in the future. | 1 | CCC | |
| | Enhance | | | | |
| | Provide | | | | |
| Cherry Hinton Recreation Ground – (Local Authority) | Protect | <ul style="list-style-type: none"> Ensure protection of the playing pitches at this site in the Local Plan | 1 | CCC | |
| | Enhance | <ul style="list-style-type: none"> CCC to work with FA and Club to improve playing pitch facilities through improved maintenance | 2 | CCC, FA | |
| | Provide | <ul style="list-style-type: none"> Provide 2 new changing rooms on site from S106 funding | 1 | CCC | |
| Clare College Sports Ground (University College) | Protect | <ul style="list-style-type: none"> Ensure protection of this site as a playing field in the Local Plan There is a need to put in place a Community Use Agreement for this facility to safeguard and protect community use of the playing pitch facilities in the future. | 1 | CCC | |
| | Enhance | | | | |
| | Provide | | | | |
| Homerton College (University Sports Ground) | Protect | <ul style="list-style-type: none"> Ensure protection of the playing pitches at this site in the Local Plan | 1 | CCC | |
| | Enhance | | | | |
| | Provide | | | | |

| SOUTH AREA | | CAMBRIDGE CITY | | |
|--|----------|--|----------|----------------|
| SITE NAME / OWNERSHIP | STRATEGY | ACTION | PRIORITY | RESPONSIBILITY |
| Nightingale Recreation Ground – (Local Authority) | Protect | <ul style="list-style-type: none"> Ensure protection of the playing pitches at this site in the Local Plan | 1 | CCC |
| | Enhance | <ul style="list-style-type: none"> CCC to work with FA and local Clubs to improve playing pitch facilities through improved maintenance | | |
| | Provide | <ul style="list-style-type: none"> Provide new pavilion with changing rooms, community room, kitchenette, toilets and storage on site from S106 funding. | | |
| St Catherine’s College (University Sports Ground) | Protect | <ul style="list-style-type: none"> Ensure protection of the playing pitches at this site in the Local Plan | 1 | CCC |
| | Enhance | <ul style="list-style-type: none"> AGP renewal of carpet sand dressed every 10 years | | |
| | Provide | | | |
| St Faiths School (Education) | Protect | <ul style="list-style-type: none"> Ensure protection of the playing pitches at this site in the Local Plan | 1 | CCC |
| | Enhance | | | |
| | Provide | | | |
| Trumpington Recreation Ground (King George’s V Field) (Local Authority) | Protect | <ul style="list-style-type: none"> Ensure protection of the playing pitches at this site in the Local Plan | 1 | CCC |
| | Enhance | <ul style="list-style-type: none"> Pitch improvements | | |
| | Provide | <ul style="list-style-type: none"> Improvements to the grass playing surface with a hard wearing grass seed, along with improved drainage. Outdoor Storage | | |

| WEST CENTRAL AREA | | CAMBRIDGE CITY | | |
|--|----------|--|----------|--------------------------|
| SITE NAME / OWNERSHIP | STRATEGY | ACTION | PRIORITY | RESPONSIBILITY |
| Cambridge Rugby Union Football Club (Private) | Protect | <ul style="list-style-type: none"> Ensure protection of the playing pitches at this site in the Local Plan | 1 | CCC |
| | Enhance | <ul style="list-style-type: none"> The club has planning permission to improve and modernise the changing rooms. | 2 | Cambridge RUFC, RFU |
| | Provide | <ul style="list-style-type: none"> The club would benefit in the future from a 3G rubber crumb compliant floodlit pitch. This would assist in improving the training capacity midweek and the quality of pitches for match days. In the medium term floodlighting on pitches that are not at capacity at the weekends would prove to be a medium term solution for midweek training. | 3 | CCC, RFU, Cambridge RUFC |
| Parkers Piece (Local Authority) | Protect | <ul style="list-style-type: none"> Ensure protection of the playing pitches at this site in the Local Plan | 1 | CCC |
| | Enhance | <ul style="list-style-type: none"> CCC to work with the EWCB to improve the quality and maintenance of the cricket pitch. | 2 | CCC, EWCB, Cambs Cricket |

| WEST CENTRAL AREA | CAMBRIDGE CITY | | | | |
|--|----------------|---|----------|---|--|
| SITE NAME / OWNERSHIP | STRATEGY | ACTION | PRIORITY | RESPONSIBILITY | |
| | Provide | <ul style="list-style-type: none"> CCC to consider the provision of a 2nd square for community club cricket use. Working in conjunction with the EWCB to find a home cricket club to use the facility regularly. | 3 | CCC, EWCB, Cambs Cricket | |
| Corpus Christi Sports Ground (University College) | Protect | <ul style="list-style-type: none"> Ensure protection of the playing pitches at this site in the Local Plan | | | |
| | Enhance | | | | |
| | Provide | | | | |
| Downing College Sports Ground (University College) | Protect | <ul style="list-style-type: none"> Ensure protection of the playing pitches at this site in the Local Plan | 1 | CCC | |
| | Enhance | | | | |
| | Provide | | | | |
| Gonville and Caius Sports Ground (University College) | Protect | <ul style="list-style-type: none"> Ensure protection of the playing pitches at this site in the Local Plan | 1 | CCC | |
| | Enhance | | | | |
| | Provide | | | | |
| Emmanuel College Sports Ground (University College) | Protect | <ul style="list-style-type: none"> Ensure protection of the playing pitches at this site in the Local Plan | 1 | CCC | |
| | Enhance | | | | |
| | Provide | | | | |
| Wilberforce Road Sports Ground (University of Cambridge) | Protect | <ul style="list-style-type: none"> Ensure protection of the playing pitches at this site in the Local Plan | 1 | CCC | |
| | Enhance | <ul style="list-style-type: none"> AGP sand dressed carpet due for replacement 2013 | | | |
| | Provide | <ul style="list-style-type: none"> CCC to work with Cambridge University, England Hockey and City of Cambridge Hockey Club to provide 3 full size artificial grass pitches at this site with floodlighting. | 2 | CCC, Cambridge University, England Hockey and City of Cambridge Hockey Club | |
| Fitzwilliam Sports Ground (University College) | Protect | <ul style="list-style-type: none"> Ensure protection of the playing pitches at this site in the Local Plan | 1 | CCC | |
| | Enhance | | | | |
| | Provide | | | | |
| Newnham College Sports Ground (University College) | Protect | <ul style="list-style-type: none"> Ensure protection of the playing pitches at this site in the Local Plan | 1 | CCC | |
| | Enhance | | | | |

| WEST CENTRAL AREA | CAMBRIDGE CITY | | | | |
|--|----------------|---|----------|----------------|--|
| SITE NAME / OWNERSHIP | STRATEGY | ACTION | PRIORITY | RESPONSIBILITY | |
| | Provide | | | | |
| Pembroke College (University College) | Protect | <ul style="list-style-type: none"> Ensure protection of the playing pitches at this site in the Local Plan | 1 | CCC | |
| | Enhance | <ul style="list-style-type: none"> Renewal of carpet for sand dressed AGP | | | |
| | Provide | | | | |
| Kings College and Selwyn College Sports Ground (University College) | Protect | <ul style="list-style-type: none"> Ensure protection of the playing pitches at this site in the Local Plan | 1 | CCC | |
| | Enhance | | | | |
| | Provide | | | | |
| St John's College Sports Ground (University College) | Protect | <ul style="list-style-type: none"> Ensure protection of the playing pitches at this site in the Local Plan | 1 | CCC | |
| | Enhance | <ul style="list-style-type: none"> Renewal of carpet for sand dressed AGP | | | |
| | Provide | | | | |
| Trinity College Old Field (University Sports Ground) | Protect | <ul style="list-style-type: none"> Ensure protection of the playing pitches at this site in the Local Plan | 1 | CCC | |
| | Enhance | | | | |
| | Provide | | | | |
| Trinity Hall Sports Ground (University College) | Protect | <ul style="list-style-type: none"> Ensure protection of the playing pitches at this site in the Local Plan | 1 | CCC | |
| | Enhance | | | | |
| | Provide | | | | |
| Churchill College Sports Ground (University College) | Protect | <ul style="list-style-type: none"> Ensure protection of the playing pitches at this site in the Local Plan | 1 | CCC | |
| | Enhance | | | | |
| | Provide | | | | |
| Queens and Robinsons College Sports Ground (University College) | Protect | <ul style="list-style-type: none"> Ensure protection of the playing pitches at this site in the Local Plan | 1 | CCC | |
| | Enhance | | | | |
| | Provide | | | | |

| WEST CENTRAL AREA | CAMBRIDGE CITY | | | | |
|--|----------------|---|----------|----------------|--|
| SITE NAME / OWNERSHIP | STRATEGY | ACTION | PRIORITY | RESPONSIBILITY | |
| The Leys School Playing Fields (Independent School) | Protect | <ul style="list-style-type: none"> Ensure protection of the playing pitches at this site in the Local Plan | 1 | CCC | |
| | Enhance | <ul style="list-style-type: none"> AGP sand dressed carpet due to be replaced 2022 | | | |
| | Provide | | | | |
| The Leys - Sports Complex (Independent School) | Protect | <ul style="list-style-type: none"> Ensure protection of the playing pitches at this site in the Local Plan | 1 | CCC | |
| | Enhance | <ul style="list-style-type: none"> AGP sand dressed carpet due to be replaced 2021 | | | |
| | Provide | | | | |

7. SOUTH CAMBRIDGESHIRE SPORT SUMMARIES

FOOTBALL

SUPPLY

ACCESSIBILITY AND COMMUNITY USE

7.1. There are 71 individual sites that could offer football pitches across South Cambridgeshire. 57 sites offer secured community use and 14 unsecured community use football sites. In addition to this there are a further 5 sites that do not have any community use and are not available for community hire but could provide football use.

7.2. The 14 sites that offer unsecured community use football are mainly education facilities. The unsecured sites that hold community use football currently are:

- **Bassingbourn Primary School**
- **Cottenham and District Village Sports Centre (Village School)**
- **Foxton Primary School**
- **Hardwick Community Primary School**
- **Impington Sports centre (Village College)**
- **Melbourn Village College**
- **Stapleford Primary School**
- **Bassingbourn Village College**
- **Cottenham Primary School**
- **Girton College**
- **Histon and Impington Junior School**
- **Linton Community Sports Centre (Village College)**
- **Sawston Village College Sports Centre**
- **Swavesey Village College Sports Centre**

7.3. Table 7.1 below shows the number of secured and unsecured community use pitches by typology.

THE GREATER CAMBRIDGE AREA ENCOMPASSING CAMBRIDGE CITY COUNCIL & SOUTH CAMBRIDGESHIRE DISTRICT COUNCIL
PLAYING PITCH STRATEGY

Table 7.1: Football Pitch Provision South Cambridge Football Pitches by typology

| | ADULT | JUN 11 V 11 | JUN 9 V 9 | MINI 7 V 7 | MINI 5 V 5 | TOTALS |
|------------------|-------|-------------|-----------|------------|------------|--------|
| TOTAL | 83 | 14 | 32 | 62 | 17 | 208 |
| SECURED | 71 | 6 | 25 | 44 | 9 | 155 |
| UNSECURED | 12 | 8 | 7 | 18 | 8 | 53 |

7.4. 155 grass football pitches offer secured community use with 53 grass pitches classed as unsecured community use.

7.5. The table above identifies a total of 83 adult pitches, 71 are secured community use and 12 offer unsecured community use. There are 14 junior 11 v 11 pitches of which 6 offer secured community use and 8 offer unsecured community use. There are 32 junior 9 v 9 pitches, of which 25 offer secured community use and 7 offer unsecured community use. There are 62 mini soccer 7 v 7 pitches 44 offer secured community use and 18 offer unsecured community use. There are 17 mini soccer 5 v 5 pitches of which 9 offer secured community use and 8 offer unsecured community use.

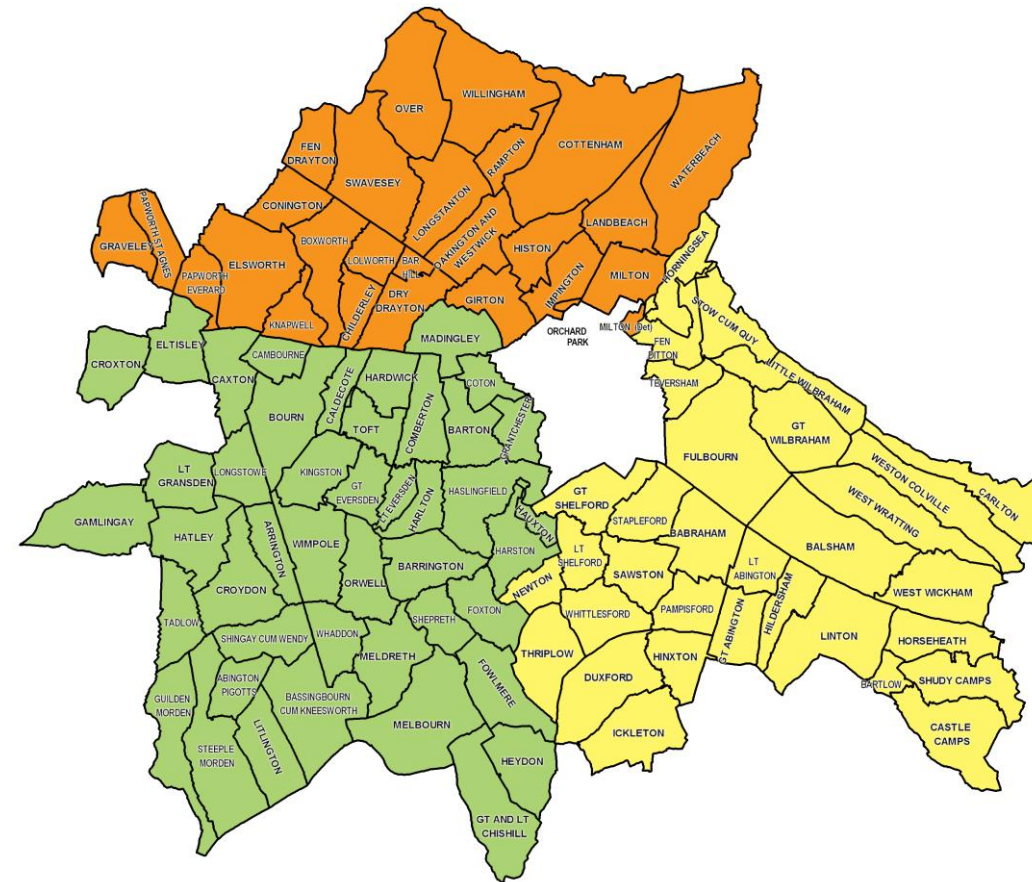
7.6. The assessment of secured public use was undertaken in the context of the Sport England definition of community use, and embraces:

1. All local authority and Parish Council pitches;
2. Educational facilities whether subject to formal dual use, community use agreements or similar formal hire arrangements with local teams or not;
3. Any other facilities which are available to the public as a result of formal dual / community use agreements; and
4. Any facilities owned, used or maintained by clubs/private individuals, which as a matter of policy or practice are available for use by sections of the public through membership of a club or admission fees.

THE GREATER CAMBRIDGE AREA ENCOMPASSING CAMBRIDGE CITY COUNCIL & SOUTH CAMBRIDGESHIRE DISTRICT COUNCIL
PLAYING PITCH STRATEGY

7.7. The Playing Pitch Strategy has divided South Cambridge District Council into three sub areas at the request of the PPS Steering Group. These are:

| AREA | WARDS |
|----------------------------|--|
| NORTH (ORANGE) | Milton, Waterbeach, Orchard Park, Girton, Impington, Landbeach, Histon, Cottenham, Oakington and Westwick, Dry Drayton, Bar Hill, Longstanton, Rampton, Willingham, Over, Swavesey, Lolworth, Childersley, Knapwell, Boxworth, Fen Drayton, Connington, Elsworth, Papworth Everard, Papworth St Agnes and Graveley. |
| SOUTH EAST (YELLOW) | Horningsea, Fen Ditton, Teversham, Stow Cum Quy, Little Wilbraham, Great Wilbraham, Fulbourn, Carlton, Weston Coleville, West Wrating, Balsham, West Wickham, Great Shelford, Little Shelford, Stapleford, Babraham, Little Abington, Great Abington, Hildersham, Linton, Horseheath, Bartlow, Shudy Camps, Castle Camps, Newton, Sawston, Pampisford, Hinxtion, Ickleton, Duxford, Thriplow and Whittlesford |
| SOUTH WEST (GREEN) | Madingley, Coton, Grantchester, Haslingfield, Hauxton, Harston, Foxton, Fowlmere, Heydon, Great and Little Chishill, Melbourn, Shepreth, Barrington, Harlton, Little Eversden, Comberton, Hardwick, Toft, Great Eversden, Orwell, Meldreth, Bassingbourn Cum Kneesworth, Whaddon, Wimpole, Kingston, Caldecote, Cambourne, Caxton, Eltisley, Croxton, Bourn, Longstowe, Great Gransden, Gamlingay, Hatley, Arrington, Croydon, Tadlow, Shingay Cum Wendy, Abington Pigotts, Litlington, Steeple Morden and Guilden Morden. |



Page 211

7.8. The map opposite identifies the three sub areas above.

7.9. The following tables identify the number of secured community and unsecured community use pitches across the 3 sub areas.

THE GREATER CAMBRIDGE AREA ENCOMPASSING CAMBRIDGE CITY COUNCIL & SOUTH CAMBRIDGESHIRE DISTRICT COUNCIL
PLAYING PITCH STRATEGY

Table 7.2: South West Sub Area Current Secured and Unsecured Community Use Football Pitches and Pitches

| SOUTH WEST AREA | SENIOR | JUNIOR | JUNIOR | JUNIOR | MINI |
|--|-----------|----------|----------|-----------|----------|
| | | 11 V 11 | 9 V 9 | 7 V 7 | 5 V 5 |
| Current number of pitches secured community use 2015 | 24 | 1 | 4 | 11 | 7 |
| Current number of pitches unsecured community use | 3 | 3 | 2 | 3 | 2 |
| TOTAL PITCHES | 27 | 4 | 6 | 14 | 9 |

Table 7.3: South East Sub Area Current Secured and Unsecured Community Use Football Pitches and Pitches

| SOUTH EAST AREA | SENIOR | JUNIOR | JUNIOR | JUNIOR | MINI |
|---|-----------|----------|-----------|-----------|----------|
| | | 11 V 11 | 9 V 9 | 7 V 7 | 5 V 5 |
| Current number of pitches providing community Use | 18 | 2 | 10 | 12 | 1 |
| Current number of pitches providing unsecured Community Use | 4 | 0 | 0 | 8 | 0 |
| TOTAL PITCHES | 22 | 2 | 10 | 20 | 1 |

Table 7.4: North Sub Area Current Secured and Unsecured Community Use Football Pitches and Pitches

| NORTH AREA | SENIOR | JUNIOR | JUNIOR | JUNIOR | MINI |
|---|-----------|----------|-----------|-----------|----------|
| | | 11 v 11 | 9 v 9 | 7 v 7 | 5 v 5 |
| Current number of pitches providing secured community use | 28 | 3 | 10 | 21 | 1 |
| Current number of pitches providing unsecured community use | 6 | 5 | 6 | 7 | 6 |
| TOTAL PITCHES | 34 | 8 | 16 | 28 | 7 |

7.10. The North Area has the highest concentration of pitches used by football clubs 93 pitches. 63 of the 93 are in secured community use and 30 pitches are in unsecured community use. The South West Area provides for 60 football pitches of which 47 pitches provide secured community use and 13 provide unsecured community use. The South East Area provides for 55 football pitches. 43 of the 55 pitches offer secured community use and 12 pitches offer unsecured community use.

OTHER FOOTBALL PITCHES – THESE ARE CURRENTLY UNAVAILABLE FOR COMMUNITY USE

7.11. There are 5 sites across South Cambridgeshire District Council that have or could have football provision but do not make it available for community use football teams. These sites are identified in Table 7.5.

7.12. Howes Close is currently unused by Anglia Ruskin University as the site is not fit for purpose. Anglia Ruskin University will be submitting a planning application in the near future to upgrade the facilities at Howes Close. In addition, Hauxton Recreation Ground has recently been transferred to the Parish Council as a result of development taking place at the former Bayer site. This was an old works sports ground and the Parish Council are currently carrying out works to bring it back into use.

THE GREATER CAMBRIDGE AREA ENCOMPASSING CAMBRIDGE CITY COUNCIL & SOUTH CAMBRIDGESHIRE DISTRICT COUNCIL
PLAYING PITCH STRATEGY

Table 7.5: Pitch sites and typology of pitches that are currently unavailable for community use

| SITE NAME | OWNERSHIP | COMMUNITY USE CATEGORY | TYPE OF PITCH - ON SITE | | | | | TOTALS |
|--|------------------------------|---|-------------------------|----------|----------|----------|----------|----------|
| | | | ADULT | YOUTH | | MINI | | |
| | | | | 11 v 11 | 9 v 9 | 7 v 7 | 5 v 5 | |
| Anglia Ruskin University (Howes Close) | Owned by Anglia Ruskin | Not available as disused | 0 | 0 | 0 | 0 | 0 | 0 |
| Comberton Village College | Owned by the college | Not available for community use | 0 | 0 | 0 | 3 | 0 | 3 |
| Gamlingay Village College and The Fitness Workshop | Owned by the village college | Not available for community use | 0 | 0 | 1 | 0 | 0 | 1 |
| Hauxton Recreation Ground | Owned by Parish Council | Not currently available as being restored | 0 | 0 | 0 | 1 | 0 | 1 |
| West Wickham | Owned by Parish Council | Not available as disused | 0 | 0 | 1 | 0 | 0 | 1 |
| Totals | | | 0 | 0 | 2 | 4 | 0 | 6 |

BRITISH UNIVERSITY COLLEGES (BUCs) LEAGUE

- 7.13. Anglia Ruskin University (Cambridge) has teams that play in the British University Colleges (BUCs) League on Wednesday afternoons.
- 7.14. Anglia Ruskin University (Cambridge) have a 1st, 2nd and 3rd team and a Women's 1st team playing in the BUCs League. The University play their home games in South Cambridgeshire at Girton's Recreation Ground. The university has its own Sports Ground at Howes Close but this is currently disused as it is not fit for purpose.

OWNERSHIP & MANAGEMENT

- 7.15. Table 7.6 shows that the Parish Council's own 69% of the secured and unsecured community use football sites. Education facilities own 18.30%. The City of Cambridge own 1 facility as do south Cambridgeshire District Council.
6. The high ownership by education emphasises the issue that secured community use agreements on education sites are required to be in place to safeguard and secure the use of playing pitches across South Cambridgeshire.

Table 7.6: Ownership of Pitches

| TYPE OF OWNERSHIP | PERCENTAGE OF FOOTBALL SITES OWNED IN SECURED AND UNSECURED COMMUNITY USE |
|--|---|
| Parish Council | 49 (69%) |
| Education (State Maintained, Academies and Foundation and Private) | 13 (18.30%) |
| Local Authority (South Cambridgeshire District Council) | 1 (1.40%) |
| Charity or Trust | 4(5.60%) |
| City of Cambridge Council | 1 (1.40%) |
| Other | 3 (4.23%) |

FOOTBALL

PITCH QUALITY

7.17. The quality of football pitches across South Cambridgeshire District Council have been assessed by site visits and user consultation to come to an agreed rating with the Football Association NGB of either:

- **Good**
- **Poor**
- **Standard**

7.18. Quality of pitches determines the capacity or number of times a pitch can be played. The FA has set guidance standards for the number of matches that each grass pitch type should be able to accommodate without adversely affecting its current quality (pitch capacity).

7.19. The following table identifies the guidelines for quality and capacity that have been used across South Cambridgeshire.

Table 7.7: Guidelines for Football Pitch Quality across South Cambridgeshire District Council Area Playing Pitches

| ADULT PITCHES | | YOUTH PITCHES | | MINI PITCHES | |
|---------------|------------------|---------------|------------------|---------------|------------------|
| PITCH QUALITY | MATCHES PER WEEK | PITCH QUALITY | MATCHES PER WEEK | PITCH QUALITY | MATCHES PER WEEK |
| Good | 3 | Good | 4 | Good | 6 |
| Standard | 2 | Standard | 2 | Standard | 4 |
| Poor | 1 | Poor | 1 | Poor | 2 |

7.20. The non-technical site assessments have been used along with club perceptions of the quality of the pitches. There are 4 main topics that clubs have raised. These are:

- **Dog fouling is a problem on playing pitch grounds that have public use or right of way.**
- **Lack of grass pitches to play on and artificial grass pitches (AGPs) to train on.**
- **Drainage Issues.**
- **Better or improved changing rooms.**

THE GREATER CAMBRIDGE AREA ENCOMPASSING CAMBRIDGE CITY COUNCIL & SOUTH CAMBRIDGESHIRE DISTRICT COUNCIL
PLAYING PITCH STRATEGY

7.21. Sports Clubs have identified drainage issues at:

- **Balsham Recreation Ground**
- **Coton Recreation Ground**
- **Great Chishill Playing Fields**
- **Steeple Morden Recreation Ground**
- **Barrington Playing Fields**
- **Girton Recreation Ground**
- **Hardwick Recreation Ground**
- **Waterbeach Recreation Ground**

7.22. Lack of grass pitches and need for AGPs for training has been identified at:

- **Milton FC require access to 3G pitches (Artificial grass pitches for football)**
- **Foxton FC require additional pitches**
- **Swavesey Sports are looking at Fen Drayton pitches for future use.**
- **Cambourne Eagles require 3G pitch for training.**
- **Melbourn Dynamo's require 3G pitch for training.**
- **Steeple Morden FC is looking to move some games to Litlington.**
- **Bar Hill FC require more pitches.**
- **Dynamo Foxton require more pitches and floodlights for training.**

7.23. The need for better or improved changing rooms has been identified at:

- **Balsham Recreation Ground**
- **Barrington Green**
- **Comberton Recreation Ground**
- **Fen Drayton Recreation Ground**
- **Hardwick FC – Hardwick Recreation Ground**
- **Litlington Recreation Ground**
- **Meldreth – Changing rooms are due to be improved**
- **Sawston Village College**
- **Sycamore Road Milton Changing Facilities in need of maintenance**
- **The Green Over need to replace changing rooms**
- **Bar Hill Village Green**
- **Bassingbourn Playing Fields**
- **Duxford Recreation Ground**
- **Great Wilberham – Planning permission for new building imminent**
- **Jubilee Playing Fields Bourn – Need for new changing rooms**
- **Longstanton Recreation Ground**
- **Orwell Recreation Ground**
- **Stow Cum Quy – Changing rooms require replacing.**
- **Teversham Recreation Ground**
-

PITCH QUALITY RATINGS

7.24. In the South West Area, the pitches at Coton Recreation Ground and Meldreth Recreation Ground were rated as 'good' quality pitches. Six pitch sites had 'poor' rated pitches these were Jubilee Playing Fields, Bourn, Bassingbourn Recreation Ground, Bassingbourn Primary School, Bassingbourn Village College, Hardwick Community College and Shepreth Recreation Ground. The majority of the 'Poor' ratings refer to drainage, changing rooms and pavilions. The remainder of the football pitches in the South West Area of South Cambridgeshire are rated as 'standard'.

THE GREATER CAMBRIDGE AREA ENCOMPASSING CAMBRIDGE CITY COUNCIL & SOUTH CAMBRIDGESHIRE DISTRICT COUNCIL
PLAYING PITCH STRATEGY

Table 7.8: Quality of Pitches in the South West area

| SITE | GOOD | STANDARD | POOR |
|---|------|----------|------|
| Abington Recreation Ground | | Standard | |
| Back Lane Cambourne | | Standard | |
| Jubilee Playing Fields Bourn | | | Poor |
| Bassingbourn Recreation Ground | | | Poor |
| Bassingbourn Primary School | | | Poor |
| Bassingbourn Village College | | | Poor |
| Caldecote - Furlong Way | | Standard | |
| Comberton Recreation Ground | | Standard | |
| Coton Recreation Ground | Good | | |
| Eternit Sports and Social Club - Meldreth | | Standard | |
| Eversden Playing Fields | | Standard | |
| Fowlmere Recreation Ground | | Standard | |
| Foxton Recreation Ground | | Standard | |
| Foxton School | | Standard | |
| Gamlingay School | | Standard | |
| Great Chishill Playing Fields | | Standard | |
| Guilden Morden Playing Fields | | Standard | |
| Hardwick Community Primary School | | | Poor |
| Hardwick Recreation Ground | | Standard | |
| Harlton Recreation Ground | | Standard | |
| Haslingfield Recreation Ground | | Standard | |
| Hauxton Recreation Ground – Formerly Industrial Sports Club (Works being carried out) | | | |
| Melbourn Recreation Ground | | Standard | |
| Melbourn Village College | | Standard | |
| Meldreth Recreation Ground | Good | | |
| Shepreth Recreation Ground | | | Poor |
| Steeple Morden Recreation Ground | | Standard | |
| Orwell Recreation Ground | | Standard | |

7.25. In the South East Area pitches at Great Shelford Recreation Ground, Sawston Village College, Stapleford Recreation Ground, Teversham Recreation Ground, Spicers Sports Ground and Lynton Way Recreation Ground Sawston were rated as a 'good' standard. 'Poor' rated pitches were Stapleford Primary School, West Wickham Recreation Ground (the pitch is unused). The remainder of the pitches were rated as 'standard'.

THE GREATER CAMBRIDGE AREA ENCOMPASSING CAMBRIDGE CITY COUNCIL & SOUTH CAMBRIDGESHIRE DISTRICT COUNCIL
PLAYING PITCH STRATEGY

Table 7.9: Quality of Pitches in the South East Area

| SITE | GOOD | STANDARD | Poor |
|--|----------------------|--------------------------------|------|
| Balsham Recreation Ground | | Standard | |
| Duxford Recreation Ground | | Standard | |
| Fen Ditton Recreation Ground | | Standard | |
| Fulbourn Recreation Ground | | Standard | |
| Great Shelford Recreation Ground | Good | | |
| Great Wilbrahams Recreation Ground | | Standard | |
| Ickleton Recreation Ground | | Standard | |
| Linton Recreation Ground | | Standard | |
| Linton Community Sports Centre (Village College) | | Standard | |
| Sawston Recreation Ground (Mill Lane) | | Standard | |
| Sawston Village College Sports Centre | Good 2 adult pitches | Standard 2 mini soccer pitches | |
| Stapleford Primary School | | | Poor |
| Stapleford Recreation Ground | Good 9 v 9 pitches | Standard 7 v 7 pitches | |
| Stow Cum Quy Recreation Ground | | Standard | |
| Teversham Recreation Ground | Good adult pitches | Standard 9 v 9 pitches | |
| West Wickham Recreation Ground (Unused) | | | Poor |
| West Wratting Recreation Ground | | Standard | |
| Wale Recreation Ground | | Standard | |
| The Lawn Whittlesford | Good | | |
| Spicers Sports Ground Sawston | | Standard | |
| Lynton Way Sports Ground Sawston | Good | | |

THE GREATER CAMBRIDGE AREA ENCOMPASSING CAMBRIDGE CITY COUNCIL & SOUTH CAMBRIDGESHIRE DISTRICT COUNCIL
PLAYING PITCH STRATEGY

7.26. In the North Area pitches at Cottenham and District Sports Centre, Girton Recreation Grounds, Histon and Impington Recreation Ground (Adult and mini soccer pitches only), King George V Playing Fields Cottenham (junior 11 v 11 and mini soccer pitch), Over Community Centre, Oakington Recreation Ground (adult pitch only), Waterbeach, Papworth Everard Recreation Ground, Willingham Recreation Ground and The Sycamores Recreation Ground (adult pitches only) were rated as a 'good' standard. 'Poor' rated pitches were Bar Hill Community Primary School, and Fen Drayton Recreation Ground (Pavilion). The remainder of the pitches were rated as 'standard'.

Table 7.10: Quality of Pitches in the North Area

| SITE | GOOD | STANDARD | POOR |
|--|---|--------------------------------|------|
| Swavesey Recreation Green | | Standard | |
| Swavesey Village Sports College | | Standard | |
| Bar Hill Community Primary School | | | Poor |
| Bar Hill Village Green | | Standard | |
| Barton Recreation Ground | | Standard | |
| Cottenham and District Sports Centre (Village School) | Good | | |
| Elsworth Recreation Ground (Sports club) | | Standard | |
| Fen Drayton Recreation Ground | | | Poor |
| Girton Recreation Ground | Good | Standard | |
| Histon & Impington Junior School | | Standard | |
| Histon (Glass World Stadium) | Good | Standard 2 mini soccer pitches | |
| Histon & Impington Recreation Ground | Good Adult and Mini soccer | Standard junior 11 v 11 | |
| Impington Sports Centre (Village College) | | Standard | |
| King George V Playing Fields (Cottenham Recreation Ground) | Good Junior 11 v 11 & 7 v 7 mini soccer | Standard adult pitches | |
| Landbeach Recreation Ground | | Standard | |
| Longstanton Recreation Ground | | Standard | |
| Milton Recreation Ground | | Standard | |
| The Green - Over | | Standard | |
| Over Community Centre | Good | | |
| Oakington Recreation Ground | Good – Adult pitch | Standard 7 v 7 pitch | |
| Papworth Everard Playing Fields | Good | | |
| Waterbeach Recreation Ground | | Standard | |
| Orchard Park | | Standard | |
| Willingham Recreation Ground | Good | | |

THE GREATER CAMBRIDGE AREA ENCOMPASSING CAMBRIDGE CITY COUNCIL & SOUTH CAMBRIDGESHIRE DISTRICT COUNCIL
PLAYING PITCH STRATEGY

| SITE | GOOD | STANDARD | POOR |
|--------------------------------------|----------------------|------------------------------|------|
| Meadows Community Centre (Cambridge) | | Standard | |
| The Sycamores Recreation Ground | Good – Adult pitches | Standard – mini soccer pitch | |

PLAYING PITCH CAPACITY

7.27. The quality assessment of pitches assists with the identification of how many games a pitch can be played on per week. This then informs us of the playing capacity of each football pitch by typology.

SOUTH WEST AREA

7.28. In the South West Area there is capacity for more games to be played on adult pitches (34 games), Junior 11 v 11 (5 games), Junior 9 v 9 pitches (6.5 games), mini soccer 7 v 7 (5 games), and mini soccer 5 v 5 (30.5 games). The table below identifies the capacity for each pitch type at each pitch site.

Table 7.11: Capacity of play South West Area South Cambridgeshire

| SOUTH WEST AREA CAPACITY OF PLAY TYPOLOGY OF PITCH | UNDER PLAY PER WEEK | OVER PLAY PER WEEK | DEMAND (MATCH SESSIONS) |
|--|---------------------|--------------------|-------------------------|
| ADULT 11 v 11 | | | |
| Abington Recreation Ground | 1.5 | 0 | +1.5 |
| Back Lane Cambourne | 2.5 | 0 | +2.5 |
| Bourn Jubilee Field | 1 | 0 | +1 |
| Recreation Ground Bassingbourn | 0.5 | 0 | +0.5 |
| Comberton Recreation Ground | 0.5 | 0 | +0.5 |
| Coton Recreation Ground | 3.5 | 0 | +3.5 |
| Eternit Sports & Social Club Meldreth | 3 | 0 | +3 |
| Eversden Playing Fields | 1.5 | 0 | +1.5 |
| Fowlmere Village Hall & Recreation Ground | 3.5 | 0 | +3.5 |
| Foxton Recreation Ground | 0 | 0 | 0 |
| Gamlingay Playing Fields | 1 | 0 | +1 |

THE GREATER CAMBRIDGE AREA ENCOMPASSING CAMBRIDGE CITY COUNCIL & SOUTH CAMBRIDGESHIRE DISTRICT COUNCIL
PLAYING PITCH STRATEGY

Page 222

| SOUTH WEST AREA CAPACITY OF PLAY TYPOLOGY OF PITCH | UNDER PLAY PER WEEK | OVER PLAY PER WEEK | DEMAND (MATCH SESSIONS) |
|---|----------------------------|---------------------------|------------------------------------|
| ADULT 11 v 11 | | | |
| Great Chishill Playing Fields | 1.5 | 0 | +1.5 |
| Guilden Morden Recreation Ground | 3.5 | 0 | +3.5 |
| Hardwick Recreation Ground | 0.5 | 0 | +0.5 |
| Harlton recreation Ground | 2 | 0 | +2 |
| Haslingfield Recreation Ground | 0.5 | 0 | +0.5 |
| Melbourn Recreation Ground | 2 | 0 | +2 |
| Meldreth Recreation Ground | 2.5 | 0 | +2.5 |
| Shepreth Recreation Ground | 0.5 | 0 | +0.5 |
| Steeple Morden Recreation Ground | 1 | 0 | +1 |
| Orwell Recreation Ground | 1.5 | 0 | +1.5 |
| Total | | | +34 |

| SOUTH WEST AREA CAPACITY OF PLAY TYPOLOGY OF PITCH | UNDER PLAY PER WEEK | OVER PLAY PER WEEK | DEMAND (MATCH SESSIONS) |
|---|----------------------------|---------------------------|------------------------------------|
| JUNIOR 11 v 11 | | | |
| Bassingbourn Primary School | 0 | 0 | 0 |
| Bassingbourn Village College | 1.5 | 0 | +1.5 |
| Caldecote Recreation Ground | 0.5 | 0 | +0.5 |
| Eversden Playing Field | 0.5 | 0 | +0.5 |
| Melbourn Village College | 2.5 | 0 | +2.5 |
| Total | | | +5 |

| SOUTH WEST AREA CAPACITY OF PLAY TYPOLOGY OF PITCH | UNDER PLAY PER WEEK | OVER PLAY PER WEEK | DEMAND (MATCH SESSIONS) |
|---|----------------------------|---------------------------|------------------------------------|
|---|----------------------------|---------------------------|------------------------------------|

THE GREATER CAMBRIDGE AREA ENCOMPASSING CAMBRIDGE CITY COUNCIL & SOUTH CAMBRIDGESHIRE DISTRICT COUNCIL
PLAYING PITCH STRATEGY

| | | | |
|---|----------------------------|---------------------------|------------------------------------|
| JUNIOR 9 v 9 | | | |
| Back Lane Cambourne | 0 | 1 | -1 |
| Bassingbourn Village College | 1.5 | 0 | +1.5 |
| Caldecote Recreation Ground | 0.5 | 0 | +0.5 |
| Coton Recreation Ground | 3 | 0 | +3 |
| Gamlingay Playing Field | 0.5 | 0 | +0.5 |
| Hardwick Community Primary School | 0 | 0 | 0 |
| Total | | | +6.5 |
| SOUTH WEST AREA CAPACITY OF PLAY TYPOLOGY OF PITCH | UNDER PLAY PER WEEK | OVER PLAY PER WEEK | DEMAND (MATCH SESSIONS) |
| MINI SOCCER 7 v 7 | | | |
| Back Lane Cambourne | 3 | 0 | +3 |
| Recreation Ground Bassingbourn | 3.5 | 0 | +3.5 |
| Coton Recreation Ground | 4 | 0 | +4 |
| Foxton Recreation ground | 3 | 0 | +3 |
| Foxton School | 1 | 0 | +1 |
| Gamlingay Playing Fields | 11 | 0 | +11 |
| Hardwick Community Primary School | 3.5 | 0 | +3.5 |
| Hardwick Recreation Ground | 2.5 | 0 | +2.5 |
| Haslingfield Recreation Ground | 6 | 0 | +6 |
| Melbourn Village College | 3.5 | 0 | +3.5 |
| Steeple Morden Recreation Ground | 15 | 0 | +15 |
| Total | | | +46 |
| SOUTH WEST AREA CAPACITY OF PLAY TYPOLOGY OF PITCH | UNDER PLAY PER WEEK | OVER PLAY PER WEEK | DEMAND (MATCH SESSIONS) |

THE GREATER CAMBRIDGE AREA ENCOMPASSING CAMBRIDGE CITY COUNCIL & SOUTH CAMBRIDGESHIRE DISTRICT COUNCIL
PLAYING PITCH STRATEGY

| MINI SOCCER 5 v 5 | | | |
|-----------------------------|-----|---|--------------|
| Back Lane Cambourne | 22 | 0 | +22 |
| Comberton Recreation Ground | 2 | 0 | +2 |
| Foxton School | 3.5 | 0 | +3.5 |
| Melbourn Village College | 3 | 0 | +3 |
| Total | | | +30.5 |

SOUTH EAST AREA

7.99. In the South East Area there is capacity for more games to be played on adult pitches (25 games), Junior 11 v 11 (2.5 games), Junior 9 v 9 pitches (17 games), mini soccer 7 v 7 (62 games) and mini soccer 5 v 5 (3 games). The table below identifies the capacity for each pitch type at each pitch site.

Table 7.12: Capacity of play South East Area South Cambridgeshire

| SOUTH EAST AREA CAPACITY OF PLAY TYPOLOGY OF PITCH | UNDER PLAY PER WEEK | OVER PLAY PER WEEK | - |
|---|----------------------------|---------------------------|----------|
| ADULT 11 v 11 | | | |
| Balsham Recreation Ground | 1 | 0 | +1 |
| Duxford Recreation Ground | 1 | 0 | +1 |
| Fen Ditton Recreation Ground | 1 | 0 | +1 |
| Fulbourn Recreation Ground | 0.5 | 0 | +0.5 |
| Great Shelford Recreation Ground | 3.5 | 0 | +3.5 |
| Great Wilbraham Recreation Ground | 1 | 0 | +1 |
| Ickleton Village Hall Ground | 0 | 0 | 0 |
| Linton Recreation Ground | 1 | 0 | +1 |
| Linton Community Sports Centre (Village College) | 1 | 0 | +1 |
| Sawston Recreation Ground (Mill Lane) | 0.5 | 0 | +0.5 |
| Sawston Village College Sports Centre | 5 | 0 | +5 |
| Stow Cum Quy Recreation Ground | 0.5 | 0 | +0.5 |

THE GREATER CAMBRIDGE AREA ENCOMPASSING CAMBRIDGE CITY COUNCIL & SOUTH CAMBRIDGESHIRE DISTRICT COUNCIL
PLAYING PITCH STRATEGY

| SOUTH EAST AREA CAPACITY OF PLAY TYPOLOGY OF PITCH | UNDER PLAY PER WEEK | OVER PLAY PER WEEK | - |
|---|----------------------------|---------------------------|--------------------------------|
| ADULT 11 v 11 | | | |
| Teversham Recreation Ground | 5 | 0 | +5 |
| West Wrattling Recreation Ground | 0 | 1 | -1 |
| The Lawn - Whittlesford | 0.5 | 0 | +0.5 |
| Spicers Sports Ground - Sawston | 1.5 | 0 | +1.5 |
| Lynton Way Recreation Ground - Sawston | 2 | 0 | +2 |
| Total | | | +25 |
| SOUTH EAST AREA CAPACITY OF PLAY TYPOLOGY OF PITCH | UNDER PLAY PER WEEK | OVER PLAY PER WEEK | DEMAND (MATCH SESSIONS) |
| JUNIOR 11 v 11 | | | |
| Balsham Recreation Ground | 1 | 0 | +1 |
| Spicers Sports Ground (Sawston) | 1.5 | 0 | +1.5 |
| Total | | | +2.5 |

Page 225

| SOUTH EAST AREA CAPACITY OF PLAY TYPOLOGY OF PITCH | UNDER PLAY PER WEEK | OVER PLAY PER WEEK | DEMAND (MATCH SESSIONS) |
|---|----------------------------|---------------------------|--------------------------------|
| JUNIOR 9 v 9 | | | |
| Balsham Recreation Ground | 3.5 | 0 | +3.5 |

THE GREATER CAMBRIDGE AREA ENCOMPASSING CAMBRIDGE CITY COUNCIL & SOUTH CAMBRIDGESHIRE DISTRICT COUNCIL
PLAYING PITCH STRATEGY

| | | | |
|--|-----|---|------------|
| Fulbourn Recreation Ground | 1 | 0 | +1 |
| Stapleford Recreation Ground | 3 | 0 | +3 |
| Spicers Sports Ground - Sawston | 0.5 | 0 | +0.5 |
| Teversham Recreation Ground | 0 | 0 | 0 |
| Wale Recreation Ground – Little Shelford | 1 | 0 | +1 |
| West Wickham Recreation Ground | 1 | 0 | +1 |
| West Wratting Recreation Ground | 1.5 | 0 | +1.5 |
| Spicers Sports Ground - Sawston | 1.5 | 0 | +1.5 |
| Lynton Way Sports Ground - Sawston | 4 | 0 | +4 |
| Total | | | +17 |

Page 226

| SOUTH EAST AREA CAPACITY OF PLAY TYPOLOGY OF PITCH | UNDER PLAY PER WEEK | OVER PLAY PER WEEK | DEMAND (MATCH SESSIONS) |
|---|----------------------------|---------------------------|------------------------------------|
| MINI SOCCER 7 v 7 | | | |
| Balsham Recreation Ground | 3.5 | 0 | +3.5 |
| Fen Ditton Recreation Ground | 3.5 | 0 | +3.5 |

THE GREATER CAMBRIDGE AREA ENCOMPASSING CAMBRIDGE CITY COUNCIL & SOUTH CAMBRIDGESHIRE DISTRICT COUNCIL
PLAYING PITCH STRATEGY

| | | | |
|---|----------------------------|---------------------------|--------------------------------|
| Fulbourn Recreation Ground | 6 | 0 | +6 |
| Great Shelford Recreation Ground | 10.5 | 0 | +10.5 |
| Ickleton Village Hall Ground | 3.5 | 0 | +3.5 |
| Linton Community Sports Centre (Village College) | 15 | 0 | +15 |
| Sawston Village College Sports Centre | 4 | 0 | +4 |
| Stapleford Primary School | 1 | 0 | +1 |
| Stapleford Recreation Ground | 8 | 0 | +8 |
| West Wrattling Recreation Ground | 3 | 0 | +3 |
| The Lawn Whittlesford | 4 | 0 | +4 |
| Total | | | +62 |
| SOUTH EAST AREA CAPACITY OF PLAY TYPOLOGY OF PITCH | UNDER PLAY PER WEEK | OVER PLAY PER WEEK | DEMAND (MATCH SESSIONS) |
| MINI SOCCER 5 v 5 | | | |
| Balsham Recreation Ground | 3 | 0 | +3 |
| Total | | | +3 |

Page 227

NORTH AREA

7.30. There is currently underplay on all pitch typologies in the North Area. Adult pitches (47 games), Junior 11 v 11 pitches (6.5 games), Junior 9 v 9 pitches (15.5 games), Mini soccer 7 v 7 pitches (101.5 games), and Mini soccer 5 v 5 pitches (23 games). The table below identified the capacity for each pitch type at each pitch site.

Table 7.13 Capacity of play North Area – secured Community Use Pitches

THE GREATER CAMBRIDGE AREA ENCOMPASSING CAMBRIDGE CITY COUNCIL & SOUTH CAMBRIDGESHIRE DISTRICT COUNCIL
PLAYING PITCH STRATEGY

Page 228

| NORTH AREA CAPACITY OF PLAY TYPOLOGY OF PITCH | UNDER PLAY PER WEEK | OVER PLAY PER WEEK | DEMAND (MATCH SESSIONS) |
|--|----------------------------|---------------------------|------------------------------------|
| ADULT 11 v 11 | | | |
| Swavesey Recreation Green | 3.5 | 0 | +3.5 |
| Bar Hill Village Green | 0 | 0.5 | -0.5 |
| Barton Recreation Ground | 0 | 0.5 | -0.5 |
| Cottenham & District Sports Centre (Village School) | 4 | 0 | +4 |
| Elsworth Recreation Ground | 1.5 | 0 | +1.5 |
| Fen Drayton Recreation Ground | 1.5 | 0 | +1.5 |
| Girton Recreation Ground | 6 | 0 | +6 |
| Histon (Glass World Stadium) | 2.5 | 0 | +2.5 |
| Histon & Impington Recreation Ground | 0 | 0 | 0 |
| Impington Sports Centre (Village College) | 0.5 | 0 | +0.5 |
| King George V Playing Fields (Cottenham Recreation Ground) | 5 | 0 | +5 |
| Landbeach Recreation Ground | 2 | 0 | +2 |
| Longstanton Recreation Ground | 2 | 0 | +2 |
| Meadows Community Centre (Cambridge) | 2 | 0 | +2 |
| The Green Over | 2 | 0 | +2 |
| Over Community Centre | 1.5 | 0 | +1.5 |
| Oakington Recreation Ground | 2 | 0 | +2 |
| Papworth Everard Playing Fields | 4.5 | 0 | +4.5 |
| Sycamores Recreation Ground (Milton) | 0.5 | 0 | +0.5 |
| Waterbeach Recreation Ground | 1 | 0 | +1 |
| Willingham Recreation Ground | 2 | 0 | +2 |
| Total | | | +47 |
| TYPOLGY OF PITCH | UNDER PLAY PER WEEK | OVER PLAY PER WEEK | DEMAND (MATCH SESSIONS) |

THE GREATER CAMBRIDGE AREA ENCOMPASSING CAMBRIDGE CITY COUNCIL & SOUTH CAMBRIDGESHIRE DISTRICT COUNCIL
PLAYING PITCH STRATEGY

| JUNIOR 11 v 11 | | | |
|--|-----|---|-------------|
| Bar Hill Community Primary School | 0.5 | 0 | +0.5 |
| Cottenham & District Sports Centre (Village School) | 3 | 0 | +3 |
| Histon & Impington Recreation Ground | 0.5 | 0 | +0.5 |
| King George V Playing Fields (Cottenham Recreation Ground) | 1.5 | 0 | +1.5 |
| Longstanton Recreation Ground | 1 | 0 | +1 |
| Total | | | +6.5 |

Page 229

| TYPOLGY OF PITCH | UNDER PLAY PER WEEK | OVER PLAY PER WEEK | DEMAND (MATCH SESSIONS) |
|--------------------------------------|----------------------------|---------------------------|------------------------------------|
| JUNIOR 9 v 9 | | | |
| Elsworth Recreation Ground | 1.5 | 0 | +1.5 |
| Histon & Impington Junior School | 2 | 0 | +2 |
| Histon & Impington Recreation Ground | 2 | 0 | +2 |
| Meadows Community Centre (Cambridge) | 2 | 0 | +2 |
| Milton Recreation Ground | 0 | 0.5 | -0.5 |
| Orchard Park | 1 | 0 | +1 |

THE GREATER CAMBRIDGE AREA ENCOMPASSING CAMBRIDGE CITY COUNCIL & SOUTH CAMBRIDGESHIRE DISTRICT COUNCIL
PLAYING PITCH STRATEGY

| | | | |
|------------------------------|-----|---|--------------|
| Over Community Centre | 1 | 0 | +1 |
| Swavesey Village College | 3.5 | 0 | +3.5 |
| Waterbeach Recreation Ground | 0.5 | 0 | +0.5 |
| Willingham Recreation Ground | 2.5 | 0 | +2.5 |
| Total | | | +15.5 |

Page 230

| TYOLOGY OF PITCH | UNDER PLAY PER WEEK | OVER PLAY PER WEEK | DEMAND (MATCH SESSIONS) |
|--|---------------------|--------------------|----------------------------|
| MINI SOCCER 7 v 7 | | | |
| Swavesey Recreation Green | 6.5 | 0 | +6.5 |
| Bar Hill Village Green | 4 | 0 | +4 |
| Barton Recreation Ground | 4 | 0 | +4 |
| Girton Recreation Ground | 5 | 0 | +5 |
| Histon & Impington Junior School | 3 | 0 | +3 |
| Histon & Impington Recreation Ground | 20 | 0 | +20 |
| King George V Playing Fields (Cottenham Recreation Ground) | 3 | 0 | +3 |

THE GREATER CAMBRIDGE AREA ENCOMPASSING CAMBRIDGE CITY COUNCIL & SOUTH CAMBRIDGESHIRE DISTRICT COUNCIL
PLAYING PITCH STRATEGY

| | | | |
|---|----------------------------|---------------------------|------------------------------------|
| Longstanton Recreation Ground | 9.5 | 0 | +9.5 |
| Milton Recreation Ground | 6.5 | 0 | +6.5 |
| The Green Over | 4 | 0 | +4 |
| Oakington Recreation Ground | 9 | 0 | +9 |
| Papworth Everard Playing Fields | 12 | 0 | +12 |
| Sycamores Recreation Ground Milton | 4 | 0 | +4 |
| Waterbeach Recreation Ground | 7 | 0 | +7 |
| Willingham Recreation Ground | 4 | 0 | +4 |
| Total | | | +101.5 |
| TYOLOGY OF PITCH | UNDER PLAY PER WEEK | OVER PLAY PER WEEK | DEMAND (MATCH SESSIONS) |
| MINI SOCCER 5 v 5 | | | |
| Impington Sports Centre (Village College) | 22 | 0 | +22 |
| Waterbeach Recreation Ground | 1 | 0 | +1 |
| Total | | | +23 |

Page 231

FOOTBALL PLAYING PITCH – DEMAND CURRENT

7.31. The audit of demand for this assessment has been undertaken using club survey returns, league information and information provided by the Cambridgeshire FA. The audit has been agreed with the FA representatives on the PPS Steering Group. The Playing Pitch Strategy has identified that there are currently 354 football teams playing football in South Cambridgeshire. There are:

- 124 men’s adult teams
- 43 junior 11 v 11 boys teams
- 72 junior 9 v 9 boys teams
- 84 mini 7 v 7 teams
- 6 women’s adult teams
- 7 junior 11 v 11 girls teams
- 2 junior 9 v 9 girls team
- 16 mini 5 v 5 teams

THE GREATER CAMBRIDGE AREA ENCOMPASSING CAMBRIDGE CITY COUNCIL & SOUTH CAMBRIDGESHIRE DISTRICT COUNCIL
PLAYING PITCH STRATEGY

7.32. The teams playing football across South Cambridgeshire are shown by Sub Area:

- **South East Area: Currently provides for 108 teams.**
- **North Area: Currently provides for 150 teams.**
- **South West Area: Currently provides for 98 teams.**

7.33. The North Area has the highest concentration of 150 teams, followed by the South East Area 108 teams and the South West Area 98 teams.

7.34. The football clubs in South Cambridgeshire providing the most teams are:

- **Histon Hornets - 28 teams.**
- **Linton Aztecs - 15 teams.**
- **Sparton Swavesey and Comberton Crusaders - 14 teams each.**
- **Milton Colts, Cottenham United and Shelford and Stapleford Strikers FC - 13 teams each.**

7.35. 43 clubs provide for 1 team only.

DISPLACED / EXPORTED / IMPORTED DEMAND

7.36. Displaced demand is where South Cambridgeshire teams would be accessing the use of pitches outside of the area. There are 2 teams that access pitches outside of the South Cambridgeshire District Council area into the City of Cambridge. The residents of the Greater Cambridge area do not recognise Local Authority boundaries when it comes to playing sport. The teams that play come from the City of Cambridge and play in South Cambridgeshire are shown below.

- **Cambridge Comets U8 play at Fen Ditton Recreation Ground 5 v 5 (South Cambs)**
- **Chesterton Eagles U12 teams play at Orchard Park 9 v 9 (South Cambs)**
- **Anglia Ruskin University football teams play at Girton Recreation Ground (South Cambs)**

7.37. Fulbourn FC (2 teams) use the City of Cambridge football pitches for competitive games. These are known as exported teams from South Cambridgeshire.

TEAM GENERATION RATES – PROJECTION OF NEW TEAMS 2015 – 2031.

7.38. The team generation rates in tables 7.14 – 7.16 below identify the football teams generated in 2031 by using the current number of teams, the current population and the future population. All population data has been provided by the Research Group Cambridgeshire County Council.

Table 7.14: Football Team Generation Rates South Cambridgeshire - North Area. 2015 - 2031

| SPORT AND AGE GROUPS | NUMBER OF TEAMS IN AGE GROUP WITHIN THE AREA | CURRENT POPULATION IN AGE GROUP WITHIN THE AREA (2015) | FUTURE POPULATION IN AGE GROUP WITHIN THE AREA (2031) | CURRENT TGR | POPULATION CHANGE IN AGE GROUP | POTENTIAL CHANGE IN TEAM NUMBERS IN AGE GROUP (2031) |
|---|--|--|---|-------------|--------------------------------|--|
| Football Adult Men 11 v 11 (17-45yrs) | 51 | 10573 | 15062 | 207 | 4489 | 22 |
| Football Adult Women 11 v 11 (16-45yrs) | 5 | 10507 | 14083 | 2101 | 3576 | 2 |
| Football Youth Boys 11 v 11 (12-15yrs) | 16 | 1352 | 2111 | 85 | 759 | 9 |
| Football Youth Girls 11 v 11 (12-15yrs) | 4 | 1276 | 1997 | 319 | 721 | 2 |
| Football Youth Boys 9 v 9 (10-11yrs) | 35 | 687 | 1038 | 20 | 351 | 18 |
| Football Youth Girls 9 v 9 (10-11yrs) | 2 | 661 | 992 | 331 | 331 | 1 |
| Football Mini Soccer Mixed 7 v 7 (8-9yrs) | 33 | 1419 | 2093 | 43 | 674 | 16 |
| Football Mini Soccer Mixed 5 v 5 (6-7yrs) | 4 | 1484 | 2024 | 371 | 540 | 1 |

7.39. The South Cambridgeshire North Area is projecting an increase in 22 adult men's teams 11 junior 11 v 11 teams, 19 9 v 9 teams and 16 mini soccer 7 v 7 teams and 1 mini soccer 5 v 5 team. This in playing pitch terms means the need to have available for additional use 11 adult men's pitches, 6 junior 11 v 11 pitches, 10 9 v 9 pitches, 8 7 v 7 pitches and 1 5 v 5 pitch.

Table 7.15: Football Team Generation Rates South Cambridgeshire – South West Area. 2015 - 2031

| SPORT AND AGE GROUPS | NUMBER OF TEAMS IN AGE GROUP WITHIN THE AREA | CURRENT POPULATION IN AGE GROUP WITHIN THE AREA | FUTURE POPULATION IN AGE GROUP WITHIN THE AREA | CURRENT TGR | POPULATION CHANGE IN AGE GROUP | POTENTIAL CHANGE IN TEAM NUMBERS IN AGE GROUP |
|---|--|---|--|-------------|--------------------------------|---|
| Football Adult Men 11 v 11 (17-45yrs) | 33 | 8564 | 10267 | 260 | 1703 | 7 |
| Football Adult Women 11 v 11 (16-45yrs) | 1 | 8594 | 9693 | 8594 | 1099 | 0 |
| Football Youth Boys 11 v 11 (12-15yrs) | 15 | 1331 | 1727 | 89 | 396 | 4 |

THE GREATER CAMBRIDGE AREA ENCOMPASSING CAMBRIDGE CITY COUNCIL & SOUTH CAMBRIDGESHIRE DISTRICT COUNCIL
PLAYING PITCH STRATEGY

| | | | | | | |
|---|----|------|------|------|-----|---|
| Football Youth Girls 11 v 11 (12-15yrs) | 1 | 1254 | 1634 | 1254 | 380 | 0 |
| Football Youth Boys 9 v 9 (10-11yrs) | 17 | 698 | 864 | 41 | 166 | 4 |
| Football Youth Girls 9 v 9 (10-11yrs) | 0 | 672 | 827 | 0 | 155 | 0 |
| Football Mini Soccer Mixed 7 v 7 (8-9yrs) | 19 | 1460 | 1759 | 77 | 299 | 4 |
| Football Mini Soccer Mixed 5 v 5 (6-7yrs) | 12 | 1526 | 1701 | 127 | 175 | 1 |

7.40. The South Cambridgeshire South West Area is projecting an increase in 7 adult men's team and 4 junior 11 v 11 teams, 4 9 v 9 teams, 4 mini soccer 7 v 7 and 1 mini soccer 5 v 5 team. This in playing pitch terms means the need to have available for use 4 adult men's pitches, 2 junior 11 v 11 pitches, 2 9 v 9 pitches, 2 7 v 7 pitches and 1 5 v 5 pitches.

THE GREATER CAMBRIDGE AREA ENCOMPASSING CAMBRIDGE CITY COUNCIL & SOUTH CAMBRIDGESHIRE DISTRICT COUNCIL
PLAYING PITCH STRATEGY

Table 7.16: Football Team Generation Rates South Cambridgeshire – South East Area. 2015 - 2031

| SPORT AND AGE GROUPS | NUMBER OF TEAMS IN AGE GROUP WITHIN THE AREA | CURRENT POPULATION IN AGE GROUP WITHIN THE AREA | FUTURE POPULATION IN AGE GROUP WITHIN THE AREA | CURRENT TGR | POPULATION CHANGE IN AGE GROUP | POTENTIAL CHANGE IN TEAM NUMBERS IN AGE GROUP |
|---|---|--|---|--------------------|---------------------------------------|--|
| Football Adult Men 11 v 11 (17-45yrs) | 40 | 6674 | 7203 | 167 | 529 | 3 |
| Football Adult Women 11 v 11 (16-45yrs) | 0 | 6671 | 6793 | 0 | 122 | 0 |
| Football Youth Boys 11 v 11 (12-15yrs) | 14 | 995 | 1209 | 71 | 214 | 3 |
| Football Youth Girls 11 v 11 (12-15yrs) | 2 | 938 | 1144 | 469 | 206 | 1 |
| Football Youth Boys 9 v 9 (10-11yrs) | 20 | 518 | 601 | 26 | 83 | 3 |
| Football Youth Girls 9 v 9 (10-11yrs) | 0 | 499 | 575 | 0 | 76 | 0 |
| Football Mini Soccer Mixed 7 v 7 (8-9yrs) | 32 | 1002 | 1146 | 31 | 144 | 5 |
| Football Mini Soccer Mixed 5 v 5 (6-7yrs) | 0 | 1048 | 1109 | 0 | 61 | 0 |

Page 235

- 7.41. The South Cambridgeshire South West Area is projecting an increase in 3 adult football teams, 4 junior 11 v 11 teams, 3 9 v 9 teams and 5 7 v 7 teams, between 2015 and 2031. This in playing pitch terms means the need to have available for use 2 adult men’s pitches, 2 junior 11 v 11 pitches and 2 9 v 9 pitches, 3 7 v 7 pitches.
- 7.42. The impact of projected new teams to 2031 in South Cambridgeshire is shown in Table 7.17. This identifies the number of pitches that new teams will require to use.

Table 7.17: Pitches that need to be identified as use for projected teams to 2031 – either current Pitches or New Pitches

| ADULT 11 v 11 | JUNIOR 11 v 11 | JUNIOR 9 v 9 | MINI SOCCER 7 v 7 | MINI SOCCER 5 v 5 |
|----------------------|-----------------------|---------------------|--------------------------|--------------------------|
| 17 pitches | 10 pitches | 13 pitches | 15 pitches | 1 pitch |

FOOTBALL PITCHES CURRENTLY PLANNED AS PART OF THE PLANNING PROCESS

7.43. The planned community use pitches for the development of Northstowe Phase 1 and Phase 2 are:

- **Northstowe Phase 1**
 - 1 senior football pitch
 - 2 junior football pitches
 - 2 mini football pitches
 - 1 3G rubber crumb AGP

- **Northstowe Phase 2**
 - 3 senior football pitches
 - 4 junior football pitches
 - 4 mini football pitches
 - 1 3G rubber crumb AGP

7.44. There is planning approval for a full size rubber crumb 3G pitch at Cambourne.

7.45. The total of new pitch requirements that are planned equate to 4 senior football pitches, 6 junior football pitches, 6 mini soccer pitches and 2 3G rubber crumb pitches. There will also be a sand based AGP available for community use in Northstowe. This can be used for football training but not competitive football.

KEY ISSUES OF CURRENT PROVISION

7.46. The key issues of provision for football has been assessed through a detailed consultation programme and calculations and scenario testing. The data has been collected by carrying out site by site non-technical assessments, and consultation with clubs, leagues and the FA to identify an agreed assessment of quality for each site. This has then enabled the capacity analysis of each pitch. The number of pitches required at peak time of play has also been assessed.

7.47. The rural nature of the area has to be considered. There are some playing pitches that only provide for 1 adult team. This allows accessible play within the village.

7.48. The North Area identifies an oversupply of 23 adult pitches, 11 mini soccer 7 v 7 pitches and 5 5 v 5 mini soccer pitches and an under supply of 3 9 v 9 pitches when taking into account secured and unsecured community use football pitches.

THE GREATER CAMBRIDGE AREA ENCOMPASSING CAMBRIDGE CITY COUNCIL & SOUTH CAMBRIDGESHIRE DISTRICT COUNCIL
PLAYING PITCH STRATEGY

7.49. When the unsecured community use pitches are removed from the calculation there is an oversupply of 18 adult pitches and 4 mini soccer 7 v 7 pitches and an under supply of 5 junior 11 v 11 pitches, 8 9 v 9 pitches and 1 mini soccer 5 v 5 pitch.

Table 7.18: North Area Current Over Supply/ Under Supply

| | SENIOR | JUNIOR 11 V 11 | JUNIOR 9 V 9 | MINI 7 V 7 | MINI 5 V 5 |
|---|-----------|-------------------|-----------------|---------------|---------------|
| Current number of pitches secured community use 2015 | 29 | 3 | 11 | 21 | 1 |
| Current number of pitches unsecured community use | 5 | 5 | 5 | 7 | 6 |
| Pitches currently required at peak time of play | 11 | 8 | 19 | 17 | 2 |
| Current Over Supply/Under Supply | 23 | 0 | -3 | 11 | 5 |
| Current Over Supply/Under Supply excluding Unsecured Community Use | 18 | -5 | -8 | 4 | -1 |

7.50. When considering secured and unsecured community use pitches the South East Area shows a current over supply of 11 adult football pitches, an under supply of 2 junior 11 v 11 pitches, and an oversupply of 4 mini soccer 7 v 7 pitches and an oversupply of 1 mini 5 v 5 pitch. This identifies that junior 11 v 11 teams are currently over playing on adult pitches. It would be feasible to redesignate 2 adult pitches as junior pitches.

7.51. When the unsecured community use pitches are removed from the calculation there is an oversupply of 7 adult pitches and 1 mini soccer 5 v 5 pitches and an under supply of 2 junior 11 v 11 pitches and 4 mini soccer 7 v 7 pitches.

Table 7.19: South East Area Current Over Supply/ Under Supply

| | SENIOR | JUNIOR 11 V 11 | JUNIOR 9 V 9 | MINI 7 V 7 | MINI 5 V 5 |
|---|-----------|-------------------|-----------------|---------------|---------------|
| Current number of pitches providing community Use | 18 | 2 | 10 | 12 | 1 |
| Current number of pitches providing unsecured Community Use | 4 | 0 | 0 | 8 | 0 |
| Pitches currently required at peak time of play | 11 | 4 | 10 | 16 | 0 |
| Current Over Supply/Under Supply | 11 | -2 | 0 | 4 | 1 |
| Current Over Supply/Under Supply excluding Unsecured Community Use | 7 | -2 | 0 | -4 | 1 |

7.52. When considering secured and unsecured community use pitches the South West Area shows an oversupply of 18 adult pitches, 4 mini soccer 7 v 7 and 3 5 v 5 pitches. There is an under supply of 1 junior 11 v 11 pitch a 2 9 v 9 pitches. The junior teams are currently over playing on adult pitches in the South West Area.

7.53. When the unsecured community use pitches are removed from the calculation there is an oversupply of 15 adult pitches, 1 mini soccer 7 v 7 pitches and 1 mini soccer 5 v 5 pitch. There is an under supply of 4 junior 11 v 11 and 4 9 v 9 pitches.

Table 7.20: South West Area Current Over Supply/ Under Supply

THE GREATER CAMBRIDGE AREA ENCOMPASSING CAMBRIDGE CITY COUNCIL & SOUTH CAMBRIDGESHIRE DISTRICT COUNCIL
PLAYING PITCH STRATEGY

| | SENIOR | JUNIOR 11 v 11 | JUNIOR 9 v 9 | MINI 7 v 7 | MINI 5 v 5 |
|---|-----------|-------------------|-----------------|---------------|---------------|
| Current number of pitches providing secured community use | 24 | 1 | 4 | 11 | 7 |
| Current number of pitches providing unsecured community use | 3 | 3 | 2 | 3 | 2 |
| Pitches currently required at Peak times of play | 9 | 5 | 8 | 10 | 6 |
| Current Over Supply /Under Supply | 18 | -1 | -2 | 4 | 3 |
| Current Over Supply/Under Supply excluding Unsecured Community Use | 15 | -4 | -4 | 1 | 1 |

LATENT DEMAND

7.54. Latent demand is identified demand which is not yet expressed by local football clubs, and therefore is not yet being met. It does not necessarily relate to the need of additional pitches but the quality of facilities. The following clubs expressed latent demand:

- **Swavesey Spartans – 1 junior Boys, 2 junior girls and 2 mini soccer (North Area)**
- **Linton Aztecs – 1 junior girls and 1 mini soccer (South East)**
- **Caldecote FC – 1 junior boys and 2 mini soccer (South West)**
- **Cambourne Eagles – 2 mini soccer (South West)**
- **Melbourn Dynamos – 1 adult team (South West)**
- **Comberton Utd – 2 adult teams (North Area)**
- **Balsham FC – 2 adult teams (South East)**
- **Papworth Blasters – 1 mini soccer team (North Area)**
- **Comberton Crusaders – 1 mini soccer team (North Area)**
- **Steeple Morden – 2 mini soccer teams (South West)**
- **Sawston Girls FC – 1 senior women’s team (South East)**

THE GREATER CAMBRIDGE AREA ENCOMPASSING CAMBRIDGE CITY COUNCIL & SOUTH CAMBRIDGESHIRE DISTRICT COUNCIL
PLAYING PITCH STRATEGY

- **Dynamo Foxton – 1 mini soccer team (South West)**
- **Waterbeach Colts– 1 mini soccer team (North Area)**
- **Bar Hill Colts – 1 junior girls team and 1 mini soccer team (North Area)**
- **Longstanton Colts – 1 junior girls’ team and 1 mini soccer team. (North Area)**

7.55. The latent demand increases the number of additional pitch requirements for South Cambridgeshire too:

- **North Area**
 - 1 Adult pitch
 - 3 junior 11 v 11 pitches
 - 4 mini soccer pitches
- **South East Area**
 - 2 adult pitches
 - 1 junior pitch
 - 1 mini soccer pitch
- **South West Area**
 - 1 adult pitch
 - 1 junior pitch
 - 4 mini soccer

Page 239

FUTURE DEMAND

7.56. While it is essential to ensure that provision is adequate to meet current demand, this strategy must also facilitate planning to meet future demand. The tables below identify the requirements for football pitches 2015 – 2031 across the three sub areas.

7.57. The tables consider the current number of pitches secured and unsecured for community use currently in 2015; the number of pitches currently required at peak time of play 2015; provision for a strategic reserve based upon 10% (as per the Sport England Methodology); consider the number of pitches

THE GREATER CAMBRIDGE AREA ENCOMPASSING CAMBRIDGE CITY COUNCIL & SOUTH CAMBRIDGESHIRE DISTRICT COUNCIL PLAYING PITCH STRATEGY

required through latent demand and future population growth and considers the known planned playing pitches agreed through new development sites for the future.

7.58. The tables also consider if the unsecured football pitches were not available for use in the future and the level of provision that would be required if this was to occur.

7.59. Consideration is given to potential future provision in major new developments. As described in paragraph 4.14, this study provides an indication of pitches likely to be required based on an estimated population and using team generation rates, however the specific needs of the sites will need to be reviewed through the planning application process. The FA Housing Calculator has been used to identify pitches needed to serve new settlement based on estimated population growth.

7.60. Table 7.21 North Area Current and Future demand identifies that when the current supply, pitches required at peak time, strategic reserve and latent demand are taken into consideration there is an oversupply and under supply of:

- **Oversupply of 19 adult pitches, 4 mini soccer 7 v 7 pitches and 4 mini soccer 5 v 5 pitches.**
- **Under supply of 4 junior 11 v 11 pitches and 5 junior 9 v 9 pitches.**

7.61. 7 of the adult pitches can be reconfigured to provide for the under supply in junior 11 v 11 and 9 v 9.

7.62. When the number of pitches that are providing unsecured community use are removed from the table there is an oversupply and under supply of:

- **Oversupply of 14 adult pitches.**
- **Under supply of 9 junior 11 v 11 pitches and 10 junior 9 v 9 pitches, 3 mini soccer 7 v 7 pitches and 2 mini soccer 5 v 5 pitches.**

7.63. The 14 adult pitches can provide for the 9 junior 11 v 11 pitches and the 10 9 v 9 pitches (2 9 v 9 for 1 adult pitch). There would still be an under supply to be found of:

- **3 mini soccer 7 v 7 pitches and 2 mini soccer 5 v 5 pitches.**

7.64. This identifies the need to have in place formal community use agreements with education sites across South Cambridgeshire District Council.

7.65. Table 7.21 also identifies the need for football pitches due to population growth. The requirements when Team Generation Rates are applied to the projected population identify the need for the following additional pitches:

THE GREATER CAMBRIDGE AREA ENCOMPASSING CAMBRIDGE CITY COUNCIL & SOUTH CAMBRIDGESHIRE DISTRICT COUNCIL PLAYING PITCH STRATEGY

- **12 adult pitches**
- **6 junior 11 v 11 pitches**
- **10 9 v 9 pitches**
- **8 mini soccer 7 v 7 pitches**
- **1 mini soccer 5 v 5 pitch**

7.66. Agreement has been reached on pitches to be provided at Northstowe (phases 1 and 2) and the PPS has suggested provision for other development areas in the North Area that have population projections included until 2031. For Northstowe, this takes account of planned provision associated with phase 1 and 2 of the development. Further provision will need to be planned to accommodate growth from Phase 3.

7.67. The calculations in Table 7.21 have been taken from the FA Housing Calculator when new housing has been applied.

7.68. The latest housing trajectory anticipates 1000 homes at Darwin Green 2, 2050 homes at Waterbeach by 2031. By applying an appropriate population estimate pitch provision has been identified for the purposes of this strategy. As Waterbeach New Town is of a similar scale to Northstowe 2.57 people per dwelling multiplier has been used at this stage as a proxy this is based on the population per dwelling multiplier that was applied at Northstowe which was identified following consideration of the demographics and dwelling mix of the new town. For Darwin Green 2 2.3 persons per dwelling has been applied based on assumption used for the Darwin Green 1 site in Cambridge. This will need to be reviewed through the planning application process, when further detail regarding the new settlement becomes available.

7.69. The population projections leave a short fall in football grass provision of:

- **5 adult pitches and 7 9 v 9 junior pitches**

7.70. The Northstowe development will be providing 2 3G artificial grass pitches and these 3G pitches will pick up the under supply of 3 adult grass pitches and the 7 9 v 9 junior pitches. This leaves an under supply of 2 adult pitches.

THE GREATER CAMBRIDGE AREA ENCOMPASSING CAMBRIDGE CITY COUNCIL & SOUTH CAMBRIDGESHIRE DISTRICT COUNCIL
PLAYING PITCH STRATEGY

Table .21: North Area - Current and Future Demand Football

| | SENIOR | JUNIOR 11 V 11 | JUNIOR 9 V 9 | MINI 7 V 7 | MINI 5 V 5 |
|---|--------|-------------------|-----------------|---------------|---------------|
| Current number of pitches secured and unsecured community use 2015 | 34 | 8 | 16 | 28 | 7 |
| Pitches currently required at peak time of play 2015 | -11 | -8 | -19 | -17 | -2 |
| Strategic Reserve (10%) | -3 | -1 | -2 | -3 | -1 |
| Latent and Sports Development Demand | -1 | -3 | 0 | -4 | 0 |
| Oversupply & Under supply Current Supply | +19 | -4 | -5 | +4 | +4 |
| Current number of pitches unsecured community use | -5 | -5 | -5 | -7 | -6 |
| Oversupply and Under Supply excluding unsecured community use | +14 | -9 | -10 | -3 | -2 |
| Future Population Growth 2031 Identified teams through Team Generation Rates | -12 | -6 | -10 | -8 | -1 |
| Planned New Provision Northstowe (phase 1 and 2) | +4 | +6 | 0 | +6 | 0 |
| Suggested Provision Darwin Green 2 (1000 dwellings) | +1 | 0 | +1 | +1 | 0 |
| Suggested Provision Waterbeach New Town based on 2050 dwellings | +2 | +1 | +2 | +1 | +1 |
| Future Population Growth Pitches | -5 | +1 | -7 | 0 | 0 |

Page 242

7.71. Table 7.22 South East Area Current and Future demand identifies that when the current supply, pitches required at peak time, strategic reserve and latent demand are taken into consideration there is an oversupply and under supply of:

- **Oversupply of 7 adult pitches, 1 mini soccer 7 v 7 pitch.**
- **Under supply of 4 junior 11 v 11 pitches and 1 junior 9 v 9 pitches.**

7.72. 4 of the adult pitches can be reconfigured to provide for the under supply in junior 11 v 11 and 1 of the adult pitches can be reconfigured to provide a junior 9 v 9 pitch.

7.73. When the number of pitches that are providing unsecured community use are removed from the table there is an oversupply and under supply of:

- **Oversupply of 3 adult pitches.**
- **Under supply of 4 junior 11 v 11 pitches, 1 junior 9 v 9 pitch and 7 mini soccer 7 v 7 pitches.**

7.74. The 3 adult pitches can provide for the 3 of the junior 11 v 11 pitches. There would still be an under supply to be found of:

- **1 junior 11 v 11 pitch, 1 9 v 9 pitches, and 7 mini soccer 7 v 7 pitches.**

7.75. This identifies the need to have in place formal community use agreements with education sites across South Cambridgeshire District Council.

7.76. Table 7.22 also identifies the need for football pitches due to population growth. The requirements when Team Generation Rates are applied to the projected population identify the need for the following additional pitches:

- **2 adult pitches**
- **2 junior 11 v 11 pitches**
- **2 9 v 9 pitches**
- **3 mini soccer 7 v 7 pitches**

7.77. Provision for development areas in the South East Area have population projections included until 2031. A number of major developments have potential to deliver additional pitches. Table 7.22 below provides an indication of the playing pitches required. The playing pitches have been suggested by using the FA Housing Calculator. These have been suggested by using the FA Housing Calculator for 540 homes at Sawston and 1300 homes at Wing and applying a population estimate of 2.76 per household.

THE GREATER CAMBRIDGE AREA ENCOMPASSING CAMBRIDGE CITY COUNCIL & SOUTH CAMBRIDGESHIRE DISTRICT COUNCIL
PLAYING PITCH STRATEGY

7.78. The population projections leave a short fall in football grass provision of:

- **2 9 v 9 junior pitches and 2 mini soccer 7 v 7 pitches.**

7.79. There is a 3G pitch development in Sawston that will be able to provide for the requirements of the 2 9 v 9 and 2 mini soccer 7 v 7 pitches in the future. In addition, grass training is being provided on land gifted to the Parish Council by Cambridge City Football Club. The football club will be providing floodlights and an entrance for users of the grass training area on the open space to the clubs changing facilities.

Table 7.22: South East Area - Current and Future Demand Football

| | SENIOR | JUNIOR 11 V 11 | JUNIOR 9 V 9 | MINI 7 V 7 | MINI 5 V 5 |
|--|--------|-------------------|-----------------|---------------|---------------|
| Current number of pitches secured and unsecured community Use 2015 | 22 | 2 | 10 | 20 | 1 |
| Pitches currently required at peak time of play 2015 | -11 | -4 | -10 | -16 | 0 |
| Strategic Reserve (10%) | -2 | -1 | -1 | -2 | -1 |
| Latent and Sports Development Demand | -2 | -1 | 0 | -1 | 0 |
| Oversupply & Under Supply Current Supply | +7 | -4 | -1 | +1 | 0 |
| Current number of pitches providing unsecured Community Use | 4 | 0 | 0 | 8 | 0 |
| Oversupply and Under Supply excluding unsecured community use | 3 | -4 | -1 | -7 | 0 |

| | | | | | |
|---|----|----|----|----|---|
| Future Population Growth 2031 | -2 | -2 | -2 | -3 | 0 |
| Suggested Provision Sawston (540 dwellings) | 1 | 1 | 0 | 0 | 0 |

THE GREATER CAMBRIDGE AREA ENCOMPASSING CAMBRIDGE CITY COUNCIL & SOUTH CAMBRIDGESHIRE DISTRICT COUNCIL
PLAYING PITCH STRATEGY

| | | | | | |
|--|----------|----------|-----------|-----------|----------|
| Suggested Provision Wing | 1 | 1 | 1 | 1 | 0 |
| Population Growth Future Oversupply/ Under Supply | 0 | 0 | -2 | -2 | 0 |

7.80. Table 7.23 South West Area Current and Future demand identifies that when the current supply, pitches required at peak time, strategic reserve and latent demand are taken into consideration there is an oversupply and under supply of:

- **Oversupply of 14 adult pitches and 2 mini soccer 5 v 5 pitches.**
- **Under supply of 3 junior 11 v 11 pitches, 3 junior 9 v 9 pitches and 1 mini soccer 7 v 7 pitch.**

7.81. 3 of the adult pitches can be reconfigured to provide for the under supply in junior 11 v 11 and 2 of the adult pitches can be reconfigured to provide a junior 9 v 9 pitch and a 7 v 7 mini soccer pitch. Leaving an oversupply of 9 adult pitches.

7.82. When the number of pitches that are providing unsecured community use are removed from the table there is an oversupply and under supply of:

- **Oversupply of 11 adult pitches.**
- **Under supply of 6 junior 11 v 11 pitches, 5 junior 9 v 9 pitch and 4 mini soccer 7 v 7 pitches.**

7.83. 6 adult pitches can be reconfigured to provide for 6 junior 11 v 11 pitches, 3 adult pitches can be reconfigured to provide for 5 junior 9 v 9 pitches (1 adult pitch equates to 2 junior 9 v 9 pitches) and an adult pitch can be reconfigured to provide for a mini soccer 7 v 7 pitch.

7.84. Table 7.23 also identifies the need for football pitches due to population growth. The requirements when Team Generation Rates are applied to the projected population identify the need for the following additional pitches:

- **4 adult pitches**
- **2 junior 11 v 11 pitches**

THE GREATER CAMBRIDGE AREA ENCOMPASSING CAMBRIDGE CITY COUNCIL & SOUTH CAMBRIDGESHIRE DISTRICT COUNCIL
PLAYING PITCH STRATEGY

- **2 9 v 9 pitches**
- **2 mini soccer 7 v 7 pitches**
- **1 mini soccer 5 v 5 pitch**

7.85. Provision for development areas in the South West Area have population projections included until 2031. A number of major developments have potential to deliver additional pitches. Table 7.23 below provides an indication of the playing pitches required suggested by using the FA Housing Calculator. For Cambourne West and Bourn Airfield a population estimate of 2.7 per household (based on the Bourn Ward in the 2011 census)

7.86. The population projections leave a short fall in football grass provision of:

- **2 adult pitch.**

7.87. There is a 3G pitch development in Cambourne at Back Lane. The 3G pitch would pick up on the under supply of the 2 adult pitches.

THE GREATER CAMBRIDGE AREA ENCOMPASSING CAMBRIDGE CITY COUNCIL & SOUTH CAMBRIDGESHIRE DISTRICT COUNCIL
PLAYING PITCH STRATEGY

Table 7.23: South West Area - Current and Future Demand Football

| | SENIOR | JUNIOR 11 v 11 | JUNIOR 9 v 9 | MINI 7 v 7 | MINI 5 v 5 |
|---|-----------|-------------------|-----------------|---------------|---------------|
| Current number of pitches secured and unsecured community use 2015 | 27 | 4 | 6 | 14 | 9 |
| Pitches currently required at Peak times of play 2015 | 9 | 5 | 8 | 10 | 6 |
| Strategic Reserve (10%) | 3 | 1 | 1 | 1 | 1 |
| Latent and Sports Development Demand | 1 | 1 | 0 | 4 | 0 |
| Oversupply & Under Supply Current Supply | 14 | -3 | -3 | -1 | 2 |
| Current number of pitches providing unsecured Community Use | 3 | 3 | 2 | 3 | 2 |
| Oversupply and Under Supply excluding unsecured community use | 11 | -6 | -5 | -4 | 0 |
| Future Population Growth 2031 | 4 | 2 | 2 | 2 | 1 |
| <i>Suggested provision Bourn Airfield Development (based on 1360) dwellings anticipated by 2031 only)</i> | 1 | 1 | 1 | 1 | 0 |
| <i>Suggested Cambourne West Development (Submitted Local Plan Allocation 1200 dwellings)</i> | 1 | 1 | 1 | 1 | 1 |
| Future Oversupply/ Under Supply | -2 | 0 | 0 | 0 | 0 |

ARTIFICIAL GRASS PITCHES – 3G RUBBER CRUMB – CITY OF CAMBRIDGE AND SOUTH CAMBRIDGESHIRE DISTRICT COUNCIL

- 7.88. Football Clubs have informed the PPS that there are insufficient 3G rubber crumb pitches across the Greater Cambridge area for clubs to use as floodlit training venues midweek. Through consultation with the Football Association, the Rugby Football Union and England Hockey the PPS has identified where additional 3G rubber crumb pitches and sand based/sand filled all weather pitches should be strategically located in the two Local Authority areas in the future. This section deals with 3G rubber crumb pitches for football.
- 7.89. Any additional 3G rubber crumb pitches identified in the PPS are not a substitute for existing grass pitches but are there to enhance and provide additional facilities to meet the requirements of football clubs and those that wish to play socially or for fitness purposes in the evenings and at weekends and to meet the ever increasing needs of junior and mini soccer for competitive games at weekends. They also provide additional facilities when grass pitches are waterlogged.
- 7.90. The PPS has looked at the supply and demand for full size 3G rubber crumb pitches across the LPAs and surrounding neighbouring local authorities.
- 7.91. The tables below show the required amount of full size 3G rubber crumb pitches based upon current number of football teams and the projected number of teams to 2030.
- 7.92. The FA has requested that this study considers two calculations of number of teams per 3G rubber crumb pitch 45 teams and 56 teams. The lower figure relates to more rural areas and the higher figure relates to more built up areas.
- 7.93. The future requirements reflect the preferred options for provision of full size 3G rubber crumb facilities across Greater Cambridge. These are:
- **City of Cambridge**
 - 1 full size 3G - North West Cambridge Development. This pitch would support the needs of the City of Cambridge and the North Area of South Cambridgeshire.
 - Change Abbey Leisure Centre sand dressed pitch to a 3G rubber crumb. This pitch would support the needs of the City of Cambridge in the North East and East and the North Area of South Cambridgeshire.
 - Long Road Sixth Form College plan to build a new 3G rubber crumb pitch. This pitch should be supported as it will support the existing pitch at Netherhall Community Sports Hall.
 - New 3G rubber crumb pitch full size at Trumpington School will cover the South West Area of the City of Cambridge.

 - **South Cambridgeshire District**

THE GREATER CAMBRIDGE AREA ENCOMPASSING CAMBRIDGE CITY COUNCIL & SOUTH CAMBRIDGESHIRE DISTRICT COUNCIL
PLAYING PITCH STRATEGY

- The South West Area of South Cambridgeshire would be covered by the planned 3G rubber crumb pitch at Cambourne and the existing pitch at Comberton Leisure Centre. If funding becomes available, the FA consider that it would be beneficial to change Bassingbourn Sports Centre artificial grass pitch to 3G rubber Crumb. England Hockey have no objection to this.
- The South East Area of South Cambridgeshire would be covered by the planned 3G rubber crumb full size pitch at the new Cambridge City Football Club ground in Sawston. This will also provide community use and support the existing Linton 3G rubber crumb pitch.
- The North Area of South Cambridgeshire would be supplied by Northstowe Phase 1 3G rubber crumb pitch that will be IRB compliant and Northstowe Phase 2 3G rubber crumb pitch. The FA also supports the development of a 3G rubber crumb pitch at Anglia Ruskin (Howe Close) with a community use agreement in place. This facility will support the needs of both North Cambridge in the City of Cambridge and South Cambridgeshire North area.
- If funding becomes available, the FA have identified a need for a 9 v 9 3G rubber crumb pitch along the A14 corridor Histon /Milton

Table 7.24: City of Cambridge - North Area

| NUMBER OF TEAMS 2015 AND PROJECTED TEAMS 2031 | FA CALCULATION 45 TEAMS PER FULL SIZE 3G PITCH | FA CALCULATION 56 TEAMS PER FULL SIZE 3G PITCH | CURRENT 3G RUBBER CRUMB PITCHES |
|--|---|--|---|
| 15 current and no increase in future teams 2031. Total teams 15. | 0.33 3G pitch | 0.27 3G pitch | There are no full size 3G rubber crumb pitches. Chesterton Sports Centre 60m x 40m (not full size) heavily used by clubs from South Cambridge. |
| Future Requirements | <p>Following discussion and agreement with the FA, the following are the preferred development options for 3G rubber crumb pitches to cover the North Area of the City of Cambridge.</p> <p>The PPS supports the development of a 3G rubber crumb pitch at Anglia Ruskin (Howe Close) with a community use agreement in place this facility will support the needs of North Cambridge and South Cambridgeshire North area.</p> <p>An additional 3G rubber crumb pitch will be provided as part of the North West Cambridge Development. This pitch would support the needs of the City of Cambridge and the North Area of South Cambridgeshire.</p> | | |

THE GREATER CAMBRIDGE AREA ENCOMPASSING CAMBRIDGE CITY COUNCIL & SOUTH CAMBRIDGESHIRE DISTRICT COUNCIL
PLAYING PITCH STRATEGY

Table 7.25: City of Cambridge - East Area

| NUMBER OF TEAMS 2015 AND PROJECTED TEAMS 2030 | FA CALCULATION 45 TEAMS PER FULL SIZE 3G PITCH | FA CALCULATION 56 TEAMS PER FULL SIZE 3G PITCH | CURRENT 3G RUBBER CRUMB PITCHES |
|---|--|--|---|
| 16 current and 3 future teams 2031. Total 19 teams. | 0.34 3G Pitch | 0.42 Pitch | There are no full size 3G rubber crumb pitches. Coleridge Community College 32m x 50m 3G rubber crumb pitch. |
| Future Requirements | <p>Following discussion and agreement with the FA, the following are the preferred development options for 3G rubber crumb pitches to cover the East Area of the City of Cambridge.</p> <p>It is proposed to change the surface of the Abbey Leisure Centre sand dressed pitch to a 3G rubber crumb. This pitch would support the needs of the City of Cambridge in the North East and East and the North Area of South Cambridgeshire. There is no objection to this from England Hockey subject to the successful new development of ATPs at the University of Cambridge (Wilberforce Road).</p> | | |

Table 7.26: City of Cambridge - South Area

| NUMBER OF TEAMS 2015 AND PROJECTED TEAMS 2030 | FA CALCULATION 45 TEAMS PER FULL SIZE 3G PITCH | FA CALCULATION 56 TEAMS PER FULL SIZE 3G PITCH | CURRENT 3G RUBBER CRUMB PITCHES |
|--|---|--|--|
| 50 current and 15 future teams (2031). Total 65 teams. | 1.42 Pitches | 1.14 Pitches | Netherhall Community Sports Centre 60m x 40m (not full size) |
| Future Requirements | <p>Following discussion and agreement with the FA, the following are the preferred development options for 3G rubber crumb pitches to cover the South Area of the City of Cambridge.</p> <p>Long Road Sixth Form College plan to build a new 3G rubber crumb pitch. This pitch should be supported as it will support the existing pitch at Netherhall Community Sports Hall.</p> | | |

THE GREATER CAMBRIDGE AREA ENCOMPASSING CAMBRIDGE CITY COUNCIL & SOUTH CAMBRIDGESHIRE DISTRICT COUNCIL
PLAYING PITCH STRATEGY

Table 7.27: City of Cambridge - West Central Area

| NUMBER OF TEAMS 2015 AND PROJECTED TEAMS 2030 | FA CALCULATION 45 TEAMS PER FULL SIZE 3G PITCH | FA CALCULATION 56 TEAMS PER FULL SIZE 3G PITCH | CURRENT 3G RUBBER CRUMB PITCHES |
|--|---|--|---------------------------------|
| 49 teams current and 7 future teams 2031. Total 56 teams | 1.24 Pitches | 1 Pitch | None |
| Future Requirements | <p>Following discussion and agreement with the FA, the following are the preferred development options for 3G rubber crumb pitches to cover the South West Area of the City of Cambridge.</p> <p>New 3G rubber crumb pitch full size at Trumpington School will cover the South & West Area of the City of Cambridge.</p> | | |

Table 7.28: South Cambridgeshire – South West Area

| NUMBER OF TEAMS 2015 AND PROJECTED TEAMS 2030 | FA CALCULATION 45 TEAMS PER FULL SIZE 3G PITCH | FA CALCULATION 56 TEAMS PER FULL SIZE 3G PITCH | CURRENT 3G RUBBER CRUMB PITCHES |
|---|---|--|---|
| 146 current and future teams | 2.6 3G Pitch | 2.1 Pitch | <p>Comberton Leisure Centre (Full Size).</p> <p>The FA are developing 3G rubber crumb pitch in Biggleswade and these will support areas in South Cambridgeshire particularly around Steeple Morden.</p> |
| Future Requirements | <p>Following discussion and agreement with the FA, the following are the preferred development options for 3G rubber crumb pitches to cover the South West Area of South Cambridgeshire.</p> <p>There is a planned full size 3G rubber crumb pitch to be placed in Cambourne. This with Comberton Leisure Centre would provide 2 3G rubber crumb pitches in the South West Area of South Cambridgeshire.</p> <p>If funding becomes available, the FA would like to change the surface of the Bassingbourn Sports Centre artificial grass pitch to 3G rubber crumb. England Hockey have no objection to this.</p> <p>In addition, there are discussions that are currently ongoing to replace a MUGA surface at Hardwick with a 3G rubber crumb surface.</p> | | |

THE GREATER CAMBRIDGE AREA ENCOMPASSING CAMBRIDGE CITY COUNCIL & SOUTH CAMBRIDGESHIRE DISTRICT COUNCIL
PLAYING PITCH STRATEGY

Table 7.29: South Cambridgeshire - South East Area

| NUMBER OF TEAMS 2015 AND PROJECTED TEAMS 2030 | FA CALCULATION 45 TEAMS PER FULL SIZE 3G PITCH | FA CALCULATION 56 TEAMS PER FULL SIZE 3G PITCH | CURRENT 3G RUBBER CRUMB PITCHES |
|---|--|--|---|
| 128 current and future teams | 2.5 Pitches | 2 Pitches | <p>Linton 3G rubber crumb pitch (Full size) and Fulbourn 40m x 25m.</p> <p>There is a 3G rubber crumb pitch at Haverhill that supports needs through to Linton.</p> |
| Future Requirements | <p>Following discussion and agreement with the FA, the following are the preferred development options for 3G rubber crumb pitches to cover the South East Area of South Cambridgeshire.</p> <p>Planning permission has been agreed for a 3G rubber crumb full size pitch at the new Cambridge City Football Club ground in Sawston. This will also provide community use. This will provide along with the Linton 3G rubber crumb pitch 2 3G rubber crumb pitches in the South East Area of Cambridgeshire.</p> <p>The 3G rubber crumb pitch at Haverhill, outside the South Cambridgeshire District Council boundary is considered to support the needs of football clubs through to Linton by the FA.</p> | | |

THE GREATER CAMBRIDGE AREA ENCOMPASSING CAMBRIDGE CITY COUNCIL & SOUTH CAMBRIDGESHIRE DISTRICT COUNCIL
PLAYING PITCH STRATEGY

Table 7.30: South Cambridgeshire – North Area

| NUMBER OF TEAMS 2015 AND PROJECTED TEAMS 2030 | FA CALCULATION 45 TEAMS PER FULL SIZE 3G PITCH | FA CALCULATION 56 TEAMS PER FULL SIZE 3G PITCH | CURRENT 3G RUBBER CRUMB PITCHES |
|---|---|--|---|
| 235 current and future teams. | 4.0 Pitches | 3.3 Pitches | There are no full size 3G rubber crumb pitches in the North Area. There are 2 50m x 35m 3G rubber crumb pitches at Over and Bar Hill and a third pitch at Cottenham 60 x 40 |
| Future Requirements | <p>Following discussion and agreement with the FA, the following are the preferred development options for 3G rubber crumb pitches to cover the North Area of South Cambridgeshire.</p> <p>Northstowe Phase 1 in South Cambridgeshire will provide a 3G rubber crumb pitch that will be IRB compliant and Northstowe Phase 2 will provide an additional 3G rubber crumb pitch.</p> <p>The FA also supports the development of a 3G rubber crumb pitch at Anglia Ruskin (Howe Close) with a community use agreement in place. This facility will support the needs of both North Cambridge in the City of Cambridge and South Cambridgeshire North area.</p> <p>It is proposed to change the surface of the Abbey Leisure Centre sand dressed pitch to a 3G rubber crumb. This pitch would then support the needs of the City of Cambridge and the North Area of South Cambridgeshire.</p> <p>An additional 3G rubber crumb pitch will be provided as part of the North West Cambridge Development. This pitch would support the needs of the City of Cambridge and the North Area of South Cambridgeshire.</p> <p>If funding becomes available, the FA have identified a need for a 9 v 9 3G rubber crumb pitch along the A14 corridor Histon /Milton.</p> <p>Future developments at Waterbeach will require full size 3G rubber crumb facilities. Ongoing discussions with developers and the PPS Steering Group monitoring the Playing Pitch Strategy will consider and provide advice appropriately in the future.</p> | | |

THE GREATER CAMBRIDGE AREA ENCOMPASSING CAMBRIDGE CITY COUNCIL & SOUTH CAMBRIDGESHIRE DISTRICT COUNCIL PLAYING PITCH STRATEGY

7.94. The 3G pitch delivery identified in the sub areas above in consultation and agreement with the FA will provide the needed 3G rubber crumb pitches across South Cambridgeshire and the City of Cambridge up to 2031.

SUMMARY OF KEY ISSUES TO ADDRESS

7.95. The key issues to address are:

- 1. Future playing pitch demand to 2031 for senior adult, junior 11 v 11, 9 v 9, mini soccer 7 v 7 and 5 v 5 football as a result of latent demand, and an increase in population and provision of a strategic reserve.**
- 2. Improvements need to be made to improve the drainage of pitches of existing pitches and provision of improved/better changing rooms.**
- 3. Provision of 3G rubber crumb pitches strategically placed to support football clubs across the City of Cambridge and South Cambridgeshire**
- 4. Need to ensure sustainability of junior clubs by providing long term security of playing facilities, allowing junior clubs to grow and develop and investigating and investing in multi pitch hub sites, where possible e.g. the new Northstowe Playing Pitches.**
- 5. Need to have community use agreements in place to provide secure community use of education playing pitches.**

KEY PRIORITIES

7.96. Strategically the following priorities need to be put in place within the Action Plan:

- 1. Protection of all community use and informal community use football pitches across South Cambridgeshire District Council.**
- 2. To maximise the use of existing resources and to address future deficiencies in senior and junior football. This can be achieved through community use agreements at school sites and re marking of football pitches to accommodate different size football pitches and the use of AGPs as central venue sites for 9 v 9, 7 v 7 and 5 v 5 pitches.**
- 3. It is essential to work towards the supply identified for 3G rubber crumb pitches. This would also assist in providing 9 v 9, 7 v 7 and 5 v 5 on central venue sites for the future as per FA Policy 2015.**

- 4. Improve pitch quality and ancillary provision by:**
 - Seeking to provide improved changing accommodation at sites identified within the PPS.
 - Seek to address the drainage issues for Parish Council sites through Section 106 or CIL funding at sites identified through the PPS. This may also be used as partnership funding for other grants.
 - Seek to address dog fouling issue at publicly open sites.
- 5. South Cambridgeshire District Council to work with the FA to support clubs applying for funding, planning, undertaking asset transfer / management agreements where clubs are able to demonstrate long term development plans and have achieved the appropriate accreditations and provide player and sports development pathways.**
- 6. Where possible use CIL or Section 106 funding to develop (match fund) new playing pitch facilities and bring existing facilities up to the required FA and Sport England Guidance Standards for playing pitches and changing accommodation. This needs to be linked to ongoing maintenance to maintain pitch quality.**

CRICKET

PITCH SUPPLY

- 7.97. The audit of cricket pitches undertaken in 2015 in South Cambridgeshire identifies that there are 53 sites that provide cricket throughout South Cambridgeshire.
- 7.98. There are additional sites that could be brought back into use for cricket in the future. These are:
- **London Road, Six Mile Bottom (6 pitches)**
 - **Buff Lane, Hatley St George (6 pitches)**
 - **Papworth Everard (10 pitches)**
 - **Hauxton Parish Council – disused industrial sports club**
 - **Stapleford Cricket club have played some friendlies in 2015. The ground is well maintained and along with Whaddon Recreation Ground and Waterbeach Recreation Ground cricket facilities should be used in future as overflow pitches for neighbouring growing clubs where facilities are restricted for Saturday teams to grow**
- 7.99. Proposed Strategic Sites include:
- **Northstowe - a cricket square and non - turf pitch and a school cricket facility with a community use agreement proposed as part of the Phase 2 development.**
 - **Cambourne West – potential for new cricket square and outfield.**
 - **Bourn Airfield New Village – potential for a new cricket square and outfield.**
 - **Waterbeach new town – potential for new cricket square and outfield.**

THE GREATER CAMBRIDGE AREA ENCOMPASSING CAMBRIDGE CITY COUNCIL & SOUTH CAMBRIDGESHIRE DISTRICT COUNCIL
PLAYING PITCH STRATEGY

7.100. Of the 53 sites providing community cricket club usage, 49 provide secured community use and 4 provide unsecured community use. The 4 sites providing unsecured community use are:

- **Linton Community Sports Centre (Village college) - Non turf pitch only**
- **Swavesey Sports college – Non turf pitch only**
- **Cottenham and District Sports Centre (Village College) – non turf pitch only**
- **Girton College (University of Cambridge College) – grass pitches**

7.101. The 4 unsecured community use facilities are all education sites. Girton College grass pitches are used by Madingley Cricket Club.

7.102. 3 sites provide non-turf pitches only. Of these 3 sites only Linton Community Sports centre is identified as being used by a cricket club, Linton Junior cricket club.

7.103. The assessment of secured public use was undertaken in the context of the Sport England definition of community use, and embraces:

- 1. All local authority pitches;**
- 2. Educational facilities whether subject to formal dual use, community use agreements or similar formal hire arrangements with local teams or not;**
- 3. Any other facilities which are available to the public as a result of formal dual / community use agreements; and**
- 4. Any facilities owned, used or maintained by clubs/private individuals, which as a matter of policy or practice are available for use by sections of the public through membership of a club or admission fees.**

THE GREATER CAMBRIDGE AREA ENCOMPASSING CAMBRIDGE CITY COUNCIL & SOUTH CAMBRIDGESHIRE DISTRICT COUNCIL
PLAYING PITCH STRATEGY

7.104. The tables below identify the number of cricket pitches in each sub area in 2015 (Current) that provide secured community use, and unsecured community use.

Table 7.31: North Area Cricket Pitches that Provide Secured Community Use, Unsecured Community Use.

| NORTH AREA | CRICKET SQUARES | GRASS PITCHES | NON TURF PITCHES |
|--|------------------------|----------------------|-------------------------|
| Current number of pitches secured community use 2015 | 14 | 100 | 0 |
| Current number of pitches unsecured community use | 1 | 6 | 2 |
| TOTAL PITCHES | 14 | 0 | 2 |

7.105. The North Area has 15 cricket squares 1 is unsecured community use at Girton College where there are 6 grass pitches. There are 2 other unsecured sites in the north Area, Swavesey Village College and Cottenham District Sports Centre. Both sites have non-turf pitches with no community use identified. There are 14 secured community use sites providing 100 grass pitches.

Table 7.32: South West Area Cricket Pitches that Provide Secured Community Use, Unsecured Community Use.

| SOUTH WEST AREA | CRICKET SQUARES | GRASS PITCHES | NON-TURF PITCHES |
|---|------------------------|----------------------|-------------------------|
| Current number of pitches providing community Use | 21 | 163 | 6 |
| Current number of pitches providing unsecured Community Use | 0 | 0 | 0 |
| TOTAL PITCHES | 21 | 163 | 5 |

7.106. The South West Area has 19 cricket squares all in secured community use. The 19 squares provide 157 grass pitches and 5 non-turf pitches.

Table 7.33: South East Area Cricket Pitches that Provide Secured Community Use, Unsecured Community Use.

| SOUTH EAST AREA | CRICKET SQUARES | GRASS PITCHES | NON-TURF PITCHES |
|---|------------------------|----------------------|-------------------------|
| Current number of pitches providing secured community use | 18 | 151 | 4 |
| Current number of pitches providing unsecured community use | 0 | 0 | 1 |
| TOTAL PITCHES | 18 | 151 | 3 |

7.107. The South East Area has 18 cricket squares providing 151 grass pitches. The 19 squares are in secured community use. There are 3 non-turf pitches. 1 non-turf pitch provides unsecured community use at Linton Community Sports Centre. The non-turf pitch is used by Linton Junior cricket club.

FIELDS IN TRUST

7.108. There are a number of cricket sites that are protected as playing fields through the Fields in Trust process. The sites that are under Fields in Trust protection in South Cambridgeshire are:

- **Cottenham King George V Playing Fields**
- **Fen-Ditton-Recreation-Ground**
- **Foxton Recreation Ground**
- **Thriplow - Cricket Meadow, Fowlmere Road**
- **Histon & Impington Recreation Ground**
- **Ickleton Recreation Ground**
- **Landbeach Recreation Ground**
- **Linton-Recreation-Ground**
- **Litlington- South Street, Royston**
- **Longstanton Recreation Ground**
- **Melbourn - Old Recreation Ground, The Moor**
- **Papworth Everard Recreation Ground**
- **Swavesey Recreation Green**
- **Whittlesford Recreation Ground (The Lawn)**
- **Gamlingay - Stocks Lane Recreation Ground, Stocks Lane**
- **Willingham Recreation Ground and Jubilee Field, West Fen Road, Willingham**

CRICKET PITCH QUALITY

7.109. The quality of cricket pitches across South Cambridgeshire have been assessed by site visits and user consultation to come to an agreed rating with the English and Wales Cricket Board NGB. The standard for South Cambridgeshire is for 5 games to be played per cricket pitch per season.

7.110. Quality of pitches determines the capacity or number of times a pitch can be played.

7.111. The non-technical site assessments have been used along with club perceptions of the quality of the pitches.

SPORTS CLUB PERCEPTION OF QUALITY

- **Dog fouling is a major problem on playing pitch grounds that have public use or right of way.**
- **Some pitch sites maintenance is poorer than others**

7.112. The majority of respondent clubs rated the pitches that they played on as good or standard. The visual quality scores carried out were consistent with the clubs perceptions of facilities. No site received a poor rating overall. The following sites received a standard rating and in brackets the reason for their standard rating. All other sites received a good rating:

- **Cambridge St Giles CC – Standard rating (Changing Pavilion)**
- **Eversden CC – Standard rating (Changing Pavilion)**
- **Harlton CC – Standard rating (Changing Pavilion)**
- **Jubilee Playing Field Bourn – Standard rating (Changing Pavilion)**
- **Mill Green CC – Standard rating (Changing Pavilion)**
- **Over Community Centre – Standard Rating (Non-turf practise)**
- **Swavesey Village College – Standard Rating (Artificial wicket)**
- **Thriplow CC - Standard rating (Artificial wicket)**

7.113. Maintaining high pitch quality is the most important aspect of cricket. If the pitch is poor, it can affect the quality of the game and can, in some instances, become dangerous.

7.114. To obtain a full technical assessment of wicket and pitches, the EWCB recommends a Performance Quality Standard Assessment (PQS). The PQS looks at a cricket square to ascertain whether the pitch meets the Performance Quality Standards which are benchmarked by the Institute of Groundsmanship. The report identifies surface issues and suggests options for remediation together with likely costs.

CRICKET CLUBS PERCEPTION OF NEEDS

7.115. Cricket clubs were asked what their requirements are for the future. This has been checked with the Cricket NGB.

- **Bar Hill – Bar Hill Village green has had some drainage works – There is a perception that these drainage works need to be revisited.**
- **Elsworth – Need to consider with the Parish Council an extension to the car park.**
- **Thriplow CC – Require a non-turf pitch**
- **Weston Coleville – Pavilion requires refurbishment**
- **Barrington CC – Pavilion requires refurbishment and extension, require a non-turf pitch, and need to work with the Parish Council to identify a site for a 2 lane net facility.**
- **Papworth Everard – Preserve pitch for future use and work with the EWCB to increase usage.**
- **Abington CC – Assistance from the EWCB in developing youth cricket**
- **Foxton Recreation Ground – Requires a score box. Awarded best ground in Cambridgeshire on three separate occasions**
- **Great Shelford – Discuss with Parish Council hand over from cricket to football to ensure games are completed at home each season when the football season starts.**
- **Great Wilbraham CC – Need to succession plan for grounds maintenance.**
- **Little Shelford CC – Been given a new 25-year lease on pavilion. EWCB to work with the club to help with sustainability**
- **Linton CC – Non turf pitch to help with demand and a mobile net cage**
- **Lower Cambourne Pavilion still to be developed as part of S106.**
- **Histon CC – Outdoor cricket nets need replacing**
- **Cambourne CC – require mobile cage**
- **Willingham Recreation Ground - cricket nets on site need replacing, the square and outfield suffer from use by footballers in the close season**

- **Coton CC – need a non-turf pitch to assist with demand from junior teams**
- **Caldecote CC require practise nets**
- **Balsham CC – require mobile net cage**
- **Newton CC – require a mobile cage**
- **Longstanton CC – require a non-turf pitch to assist with demand and a mobile cage**
- **Fulbourn Institute CC – Require new practise nets**

PLAYING PITCH CAPACITY

16. Capacity analysis for cricket is measured on a seasonal rather than weekly basis. This is due to playability (i.e., only one match is generally played per pitch per day at weekends or weekday evening). Pitches are rotated throughout the season to reduce wear and allow repair. Therefore, it is more accurate to assess capacity seasonally rather than weekly. The capacity of a pitch to accommodate matches is driven by the number and quality of pitches.
- 7.117. There could be situations where, a site is highlighted as potentially able to accommodate some additional play. The EWCB recommend that this should not be recorded as spare capacity against the site. For example, a site may be managed to regularly operate slightly below full capacity to ensure that it can cater for a number of regular training sessions, or to protect the quality of the site.
- 7.118. The quality assessment of pitches assists with the identification of how many games a pitch can be played on per cricket season. This then informs us of the playing capacity of each cricket pitch. The tables below show the current playing capacity for grass pitches per season for each site by Sub Area.

THE GREATER CAMBRIDGE AREA ENCOMPASSING CAMBRIDGE CITY COUNCIL & SOUTH CAMBRIDGESHIRE DISTRICT COUNCIL
PLAYING PITCH STRATEGY

NORTH AREA SOUTH CAMBRIDGESHIRE

Table 7.34: North Area - Cricket Pitch Capacity

| NORTH AREA - SITES | CAPACITY CURRENT | OVER PLAY | UNDER PLAY | CAPACITY END OF 2015 |
|---|-------------------------|------------------|-------------------|-----------------------------|
| Swavesey Village College | - | - | - | - |
| Bar Hill Village Green | 50 | - | 30 | 30 |
| Cottenham and District Sports Centre (village School) | - | - | - | - |
| Elsworth Recreation Ground | 30 | - | - | 0 |
| Girton Recreation Ground | 35 | - | 4 | 4 |
| Histon and Impington Recreation Ground | 80 | 1 | - | -1 |
| King George V Fields Cottenham Recreation Ground | 80 | - | 30 | 30 |
| Longstanton Recreation Ground | 70 | 3 | - | -3 |
| The Green Over – Long Furlong and Over Community Centre | 50 + 20 | 18 | | -18 |
| Willingham Cricket Club – Willingham Recreation Ground | 25 | | 9 | 9 |
| Sycamores Recreation Ground Milton | 50 | 4 | | -4 |
| Dry Drayton | 35 | - | 1 | 1 |
| Girton College | 30 | - | - | - |
| TOTALS | 555 | | | +48 |

Page 263

7.119. The cricket pitches in the North Area show an under play of 48 pitches during the season 2015. There has been some over play at Over CC, Longstanton CC and Histon CC. There has also been under play at Bar Hill CC, King George V Fields (Cottenham CC) and Willingham CC.

SOUTH WEST AREA SOUTH CAMBRIDGESHIRE

Table 7.35: South West Area – Cricket Pitch Capacity

| SOUTH AREA - SITES | CAPACITY CURRENT | OVER PLAY | UNDER PLAY | CAPACITY END OF 2015 |
|---|-------------------------|------------------|-------------------|-----------------------------|
| Longstowe Cricket Club – Longstowe Recreation Ground. | 55 | - | 25 | 25 |
| Barrington Recreation Ground | 30 | - | 8 | 8 |
| Eltisley Cricket Club | 30 | - | 15 | 15 |
| Whaddon Cricket Club – Whaddon Recreation Ground | 30 | - | 0 | 0 |
| Granta Business Park | 35 | - | 0 | 0 |
| Abington Recreation Ground | 55 | - | 20 | 20 |
| Bassingbourn Recreation Ground – South End Bassingbourn | 45 | - | 32 | 32 |
| Cambourne Cricket Club Upper and Lower | 90 | - | 10 | 10 |
| Highfields Caldecote Recreation Ground | 50 | - | 35 | 35 |
| Comberton Recreation Ground | 30 | - | 5 | 5 |
| Coton Recreation Ground | 40 | 45 | - | -45 |
| Eversden Playing Fields | 40 | - | 30 | 30 |
| Fowlmere Village Hall and Recreation Ground | 30 | - | | - |
| Foxton Recreation Ground | 65 | - | 15 | 15 |
| Great Chishill Playing Fields | 40 | - | 30 | 30 |
| Guilden Morden Recreation Ground | 30 | - | 20 | 20 |
| Hardwicke Recreation Ground | 50 | - | 38 | 38 |
| Harlton Recreation Ground | 25 | - | 15 | 15 |
| Haslingfield Recreation Centre | 25 | - | 14 | 14 |
| Steeple Morden Recreation Ground | 25 | - | 15 | 15 |
| TOTALS | 815 | | | +250 |

7.120. The South West Area of South Cambridgeshire cricket facilities are currently as a whole underplayed with the exception of Coton Recreation Ground, which is over played. There are 6 one team clubs in the South West area which means that the cricket facilities are being used only for home games every other week so these sites will have under play. Coton Cricket Club has 9 teams 2 adult and 7 junior teams. Whaddon is currently not used.

SOUTH EAST AREA SOUTH CAMBRIDGESHIRE

Table 7.36: South East Area – Cricket Pitch Capacity

| SUB AREA 3 – SITES | CAPACITY CURRENT | OVER PLAY | UNDER PLAY | CAPACITY END OF 2015 |
|--|-------------------------|------------------|-------------------|-----------------------------|
| Newton Cricket Club Fowlmere Road | 35 | - | 13 | 13 |
| Thriplow Cricket Club Fowlmere Road Thriplow | 40 | 3 | - | -3 |
| Weston Coleville Cricket Club Weston Green | 55 | - | 9 | 9 |
| Horseheath Cricket Club Horseheath Recreation Ground | 30 | - | 6 | 6 |
| Mill Green Cricket Club Mill Green | 20 | - | 5 | 5 |
| Balsham Recreation Ground | 70 | | 40 | 40 |
| Fen Ditton Recreation Ground | 25 | 15 | - | -15 |
| Fulbourn Recreation Ground | 35 | 1 | - | -1 |
| Great Shelford Recreation Ground | 45 | - | 14 | 14 |
| Great Wilbraham Recreation Ground | 30 | - | 3 | 3 |
| Ickleton Recreation Ground | 65 | - | 35 | 35 |
| Linton Recreation Ground | 65 | - | - | - |
| Linton Community Sports Centre (Village College) | Non turf | | | |
| Stapleford Recreation Ground | 30 | - | 24 | 24 |
| Stow Cum Quy Recreation Ground | 45 | - | 24 | 24 |
| Whittlesford Recreation Ground (The Lawn) | 55 | - | 5 | 5 |
| Little Shelford Wale Recreation Ground | 35 | 10 | - | -10 |
| Spicers Sports Ground | 60 | - | 7 | 7 |
| Babraham Recreation Ground | 50 | 10 | | -10 |
| TOTALS | 790 | | | 146 |

7.121. The South East Area of South Cambridgeshire cricket facilities are currently as a whole under played. With the exception of Thriplow, Fen Ditton, Fulbourn, Ickleton Recreation Ground, Wale Recreation Ground and Babraham Recreation Ground. The facilities at Stapleford in the future could accommodate some of the over play.

CRICKET DEMAND CURRENT

- 7.122. There are 46 community cricket clubs using cricket facilities across South Cambridgeshire. Cambridge NCI and Cambridge Granta Cricket Clubs, which are City of Cambridge based clubs export some of their junior teams to play at Babraham Recreation Ground, Girton Recreation Ground and Eversden Recreation Ground.
- 7.123. The South Cambridgeshire cricket clubs provide a total of 96 men's teams and 58 junior cricket teams playing across South Cambridgeshire.
- 7.124. The peak time usage for senior men's teams is Saturday Afternoon. Cambridge NCI use cricket pitches at Elsworth in South Cambridgeshire for some of its junior teams and Cambridge Granta use Babraham and Girton Recreation Ground for its junior teams in South Cambridge. Cambridge St Giles home cricket ground is in Dry Drayton but its first team use cricket facilities at Cambridge University Press. Madingley Cricket Clubs 1st team play at Girton College in South Cambridgeshire District Council.

LATENT DEMAND

- 7.125. Latent demand has been identified by a number of clubs across South Cambridgeshire. The clubs that have identified latent demand are shown below:

- **North Area**
 - Bar Hill 2 adult teams and 1 junior team
 - Cottenham CC - 2 junior teams
 - Over CC – 1 men's team and 1 women's team
 - Longstanton CC – 1 women's team and 1 junior team
 - Milton CC – 2 junior teams
 - Elsworth CC – 1 men's team and 1 junior team
 - Cambridge St Giles - - 1 men's team and 1 junior team
- **South East Area**
 - Ickleton CC – 1 men's team
 - Fulbourn Institute CC – 1 men's team and 1 junior team
 - Little Shelford CC - 1 junior team
 - Balsham CC – 1 men's team
- **South West Area**
 - Cambourne CC – 1 men's team and 1 women's team
 - Abington CC – 1 junior team
 - Bassingbourn CC – 1 men's team and 1 junior team
 - Hardwick and Caldecote CC - 2 men's teams

- 7.126. The latent demand shows that the North Area has a demand for 9 adult teams and 8 junior teams. This will create a demand for 117 home match pitches a season for adults (9 team's x 13 home games) and 48 home match equivalents for junior teams in a season (8 team's x 6 home games).

THE GREATER CAMBRIDGE AREA ENCOMPASSING CAMBRIDGE CITY COUNCIL & SOUTH CAMBRIDGESHIRE DISTRICT COUNCIL
PLAYING PITCH STRATEGY

7.127. The South West Area demand is for 5 adult teams and 2 junior teams. This will create demand for 65 home match pitches a season for adults (5 team's x 13 home games) and 12 home match equivalents for junior teams in a season (2 team's x 6 home games).

7.128. The South East Area demand is for 3 men's teams and 2 junior teams. This will create demand for 39 home match pitches a season for adults (3 team's x 13 home games) and 12 home match equivalents for junior teams in a season (2 team's x 6 home games).

FUTURE DEMAND

7.129. While it is essential to ensure that provision is adequate to meet current demand, this strategy must also facilitate planning to meet future demand.

TEAM GENERATION RATES

7.130. The tables below consider team generation rates for each of the Sub Areas.

7.131. The North Area team generation rates suggest an additional 9 adult cricket teams and 9 junior cricket teams in the North Area by 2031.

Table 7.37: North Area – South Cambridgeshire

| SPORT AND AGE GROUPS | NUMBER OF TEAMS IN AGE GROUP WITHIN THE AREA | CURRENT POPULATION IN AGE GROUP WITHIN THE AREA | FUTURE POPULATION IN AGE GROUP WITHIN THE AREA | CURRENT TGR | POPULATION CHANGE IN AGE GROUP | POTENTIAL CHANGE IN TEAM NUMBERS IN AGE GROUP |
|-------------------------------------|---|--|---|--------------------|---------------------------------------|--|
| Cricket Open Age Men's (18-45yrs) | 21 | 12821 | 18325 | 610.524 | 5504 | 9.0 |
| Cricket Open Age Women's (18-45yrs) | 0 | 0 | 0 | 0 | 0 | 0 |
| Cricket Junior Boys (7-18yrs) | 27 | 9807 | 13082 | 363.222 | 3275 | 9.0 |
| Cricket Junior Girls (7-18yrs) | 0 | 0 | 0 | 0 | 0 | 0 |

7.132. The South West Area team generation rates suggest an additional 7 adult cricket teams and 5 junior teams in the South West Area by 2031

Table 7.38: South West Area– South Cambridgeshire

THE GREATER CAMBRIDGE AREA ENCOMPASSING CAMBRIDGE CITY COUNCIL & SOUTH CAMBRIDGESHIRE DISTRICT COUNCIL
PLAYING PITCH STRATEGY

| SPORT AND AGE GROUPS | NUMBER OF TEAMS IN AGE GROUP WITHIN THE AREA | CURRENT POPULATION IN AGE GROUP WITHIN THE AREA | FUTURE POPULATION IN AGE GROUP WITHIN THE AREA | CURRENT TGR | POPULATION CHANGE IN AGE GROUP | POTENTIAL CHANGE IN TEAM NUMBERS IN AGE GROUP |
|-------------------------------------|--|---|--|-------------|--------------------------------|---|
| Cricket Open Age Men's (18-55yrs) | 34 | 10718 | 13046 | 315.235 | 2328 | 7.4 |
| Cricket Open Age Women's (18-45yrs) | 0 | 0 | 0 | 0 | 0 | 0.0 |
| Cricket Junior Boys (7-18yrs) | 10 | 3913 | 5806 | 391.3 | 1893 | 4.8 |
| Cricket Junior Girls (7-18yrs) | 1 | 4005 | 5969 | 4005 | 1964 | 0.5 |

7.133. The South East Area team generation rates suggest an additional 5 adult cricket teams and 3 junior teams in the South West Area by 2031.

Table 7.39: South East Area – South Cambridgeshire

| SPORT AND AGE GROUPS | NUMBER OF TEAMS IN AGE GROUP WITHIN THE AREA | CURRENT POPULATION IN AGE GROUP WITHIN THE AREA | FUTURE POPULATION IN AGE GROUP WITHIN THE AREA | CURRENT TGR | POPULATION CHANGE IN AGE GROUP | POTENTIAL CHANGE IN TEAM NUMBERS IN AGE GROUP |
|-------------------------------------|--|---|--|-------------|--------------------------------|---|
| Cricket Open Age Men's (18-55yrs) | 41 | 8647 | 9673 | 210.902 | 1026 | 4.9 |
| Cricket Open Age Women's (18-45yrs) | 0 | 0 | 0 | 0 | 0 | 0 |
| Cricket Junior Boys (7-18yrs) | 20 | 2806 | 3276 | 140.3 | 470 | 3.3 |
| Cricket Junior Girls (7-18yrs) | 0 | 2869 | 3361 | 0 | 492 | 0 |

FUTURE REQUIREMENT OF CRICKET PITCHES

NORTH AREA

7.134. The current demand can be met by the current supply with clubs using under played facilities across the North Area. There is a current under play of 48 pitches across the North Area.

7.135. The latent demand is for 117 adult games and 48 junior games per season a total of 165 games. There is under play of 48 games currently this takes the total down to 117. There are 2 squares currently not used, these are Papworth Everard a 10 pitch square and Waterbeach a 9 pitch square. These two squares can provide capacity for 95 games per season. This would leave 22 games of latent demand. A non-turf pitch can pick up this demand for junior games. The cricket clubs that will require use of the 2 currently unused cricket grounds are Longstanton CC, Milton CC and Over CC.

Table 7.40: North Area Cricket - Total of Latent and Future Population Demand

| | ADULT TEAMS | 13 HOME GAMES PER SEASON | JUNIOR TEAMS | 6 GAMES PER SEASON | TOTAL GAMES |
|-------------------|-------------|--------------------------|--------------|--------------------|-------------|
| Latent Demand | 9 | 117 | 8 | 48 | 165 |
| Future Population | 9 | 117 | 9 | 56 | 173 |
| TOTAL | 18 | 234 | 17 | 104 | 338 |

7.136. The future population projections of 173 games per season can be split into adult and junior. Men's open age cricket is not played on non-turf pitches with the exception of Last Man Stands midweek cricket. An 8 pitch grass square can accommodate 40 games. Working on the basis of an 8 pitch square there will be a need for 3 cricket squares to meet the future population demand. A non-turf pitch would negate the junior games requirement.

7.137. The Northstowe development will provide an 8 pitch square with a non-turf wicket. **There is still a requirement for a further 2 grass cricket squares with 8 pitches on each. It is suggested that one of these squares is provided at Longstanton and a second square as part of the Waterbeach new town development.**

SOUTH WEST AREA

7.138. The current demand can be met by the current supply with clubs using under played facilities across the South West Area. This leaves under play of 250 pitches across the South West Area.

7.139. The latent demand is for 65 adult games and 12 junior games per season a total of 77 games. There is under play of 250 games currently and this will take the under play down to 173 games. The clubs with latent demand have sufficient pitch supply to meet the latent demand. The exception being Cambourne CC that will require additional pitches elsewhere.

Table 7.41: South West Area Cricket Total of Latent Demand and Future Population Demand

THE GREATER CAMBRIDGE AREA ENCOMPASSING CAMBRIDGE CITY COUNCIL & SOUTH CAMBRIDGESHIRE DISTRICT COUNCIL
PLAYING PITCH STRATEGY

| | ADULT TEAMS | 13 HOME GAMES PER SEASON | JUNIOR TEAMS | 6 GAMES PER SEASON | TOTAL GAMES |
|-------------------|-------------|--------------------------|--------------|--------------------|-------------|
| Latent Demand | 5 | 65 | 2 | 12 | 77 |
| Future Population | 8 | 104 | 5 | 30 | 134 |
| TOTAL | 13 | 169 | 7 | 42 | 242 |

7.140. The future population projections demand 134 games per season. Men's open age cricket is not played on non- turf pitches with the exception of Last Man Stands midweek cricket. An 8 pitch grass square can accommodate 40 games. Working on the basis of an 8 pitch square there will be a need for 3 cricket squares to meet the future population demand. A non-turf pitch would negate the junior games requirement.

7.141. Hauxton Parish Council is developing an old industrial sports club that will provide for 1 additional cricket square.

7.142. The new developments at Cambourne West and Bourn should provide for these facilities 1 cricket square each with ancillary facilities would provide for the required cricket squares.

SOUTH EAST AREA

7.143. The current demand can be met by the current supply with clubs using under played facilities across the South East Area. This leaves an under play of 146 pitches across the South East Area.

7.144. The latent demand is for 39 adult games and 12 junior games per season a total of 51 games. There is under play of 146 games currently and the latent demand will take the under play down to 95 games. The clubs with latent demand have sufficient pitch supply to meet the latent demand. The exception being Fulbourn Institute CC that will require additional pitches elsewhere. This could be Stapleford Recreation Ground which is being used as an overflow pitch for clubs with 3rd and 4th teams on a Saturday.

Table 7.42: South East Area Cricket Total of Latent Demand and Future Population Demand

| | ADULT TEAMS | 13 HOME GAMES PER SEASON | JUNIOR TEAMS | 6 GAMES PER SEASON | TOTAL GAMES |
|--------------------------|-------------|--------------------------|--------------|--------------------|-------------|
| LATENT DEMAND | 3 | 39 | 2 | 12 | 51 |
| FUTURE POPULATION | 5 | 65 | 3 | 12 | 77 |
| TOTAL | 13 | 104 | 4 | 24 | 128 |

7.145. The future population projections demand 77 games per season. Men's open age cricket is not played on non- turf pitches with the exception of Last Man Stands midweek cricket. An 8 pitch grass square can accommodate 40 games. Working on the basis of an 8 pitch square there will be a need for 2 cricket squares to meet the future population demand.

7.146. Off-site funding from Wing and Sawston developments could contribute to bringing back into use **a disused cricket ground at London Road, Six Mile Bottom. This site would provide 30 pitches. This leaves 47 games. Enhancements to the quality of facilities at Stow Cum Quy Recreation Ground and Balsham Recreation Ground would provide the remaining 47 games.**

KEY ISSUES

7.147. The future demand identifies that there will be insufficient cricket pitches in 2031 that are in secured community use.

7.148. There is a need to address the quality issues of facilities particularly pavilions and changing facilities.

KEY PRIORITIES

7.149. Strategically the following priorities need to be put in place within the Action Plan:

- 1. Address the issue of insufficient pitches for cricket across South Cambridgeshire**
- 2. Protection of all secured and unsecured community use and education cricket pitches across South Cambridgeshire.**
- 3. Improve pavilion and ancillary facilities where required in the action plan by:**
 - Work with the EWCB, and Cambridgeshire Cricket to improve the ancillary cricket facilities across South Cambridgeshire.
- 4. South Cambridgeshire District Council to work with Cambridgeshire Cricket and City of Cambridge Cricket Clubs so that the implication of this strategy and action plans can be implemented and that there are clear routes of communication and all decisions are taken with a full understanding of needs and aspirations.**
- 5. Work with the EWCB and Cambridgeshire Cricket to support clubs applying for funding, and planning, particularly with clubs that can demonstrate long term development plans and have achieved the appropriate accreditations and provide player and sports development pathways.**
- 6. Where appropriate / possible, use CIL or Section 106 funding (match funding) to develop new playing pitch facilities and bring existing facilities up to the required EWCB and Sport England Guidance Standards for playing pitches and changing accommodation.**

RUGBY UNION

SUPPLY

- 7.150. The audit of Rugby Union pitches in South Cambridgeshire District Council identifies that there are 4 rugby club sites in South Cambridgeshire.
- 7.151. There are 2 rugby club sites in the South East Area. One of these is Shelford Rugby Club. The club has 4 senior pitches and a mini midi pitch, 2 of the senior pitches are floodlit.
- 7.152. The second rugby club in the South East Area of South Cambridgeshire is Sawston Rugby Club there are 2 rugby pitches on the Sawston Village School Field. The club lease the pitches from the school and the lease has 10 years to run. There are no floodlights and all training takes place away from the pitches.
- 7.153. The South West Area is home to Cambourne Exiles Rugby Club who have 1 pitch at Back Lane, Cambourne. The pitch is not floodlit; however, the club do use portable floodlights on occasions but also train on a floodlit artificial grass pitch elsewhere.
- 7.154. The North Area is home to Cottenham Renegades Rugby Club. There is 1 rugby pitch at Cottenham and District Sports Centre (Village School). The club has no floodlights and trains at King George V Playing Fields (Cottenham Recreation Ground) on Wednesday evenings and the clubs junior section Rascals Youth U14 use the training ground on Wednesday evenings as well.
- 7.155. The table below identifies the sites with secured community use for Rugby across South Cambridgeshire. Cottenham Renegades are on a rolling agreement which suggests that in the long term this agreement could stop. Hence the need to have them engaged with the Northstowe site. Cambourne Exiles have hirer use security over their site.

THE GREATER CAMBRIDGE AREA ENCOMPASSING CAMBRIDGE CITY COUNCIL & SOUTH CAMBRIDGESHIRE DISTRICT COUNCIL
PLAYING PITCH STRATEGY

Table 7.43: Supply of Rugby Pitches South Cambridgeshire District Council

| SITE NAME | SECURED COMMUNITY USE/UNSECURED COMMUNITY USE/ | OWNERSHIP | TYPE OF PITCH - AVAILABLE FOR COMMUNITY USE | | | |
|--------------------------------------|--|----------------|---|----------------|--------|-----------|
| | | | ADULT NON-FLOODLIT | ADULT FLOODLIT | JUNIOR | MINI/MIDI |
| Sawston Village College | Secured by Lease | Education | 2 | 0 | 0 | 0 |
| Shelford RUFC | Secured | Club | 4 | 0 | 1 | 0 |
| Cottenham and District Sports Centre | Secured | Education | 1 | 0 | 0 | 0 |
| Cambourne Back Lane Playing Fields | Secured | Parish Council | 1 | 0 | 0 | 0 |

7.156. The table below identifies other rugby pitches in South Cambridgeshire that have no club use and are not available for community use:

Table 7.44: Rugby Pitches Across South Cambridgeshire not available for community use

| SITE NAME | SECURED COMMUNITY USE/UNSECURED COMMUNITY USE/ | OWNERSHIP | TYPE OF PITCH - AVAILABLE FOR COMMUNITY USE | |
|--|--|--------------------|---|------------------|
| | | | ADULT | JUNIOR MINI/MIDI |
| Comberton Leisure Centre | Not available for community use | Education | 1 | 0 |
| Girton College | Available for community use | Education | 1 | 0 |
| Impington Sports Centre | Not available for community use | Education | 2 | 0 |
| Linton Community Sports Centre | Not available for community use | Education | 2 | 0 |
| Queens College | Not available for community use | University College | 3 | 0 |
| Swavesey Village College Sports Centre | Not available for community use | Education | 1 | 0 |

7.157. The current RFU recommendations for mini and youth pitches are:

- **U7 20m x 12m + 5m IGA (in-goal area)**
- **U8 45m x 22m + 5m IGA**
- **U9 60m x 30m + 5m IGA**
- **U10 60m x 35m + 5m IGA**
- **U11/U12 60 x 35m + 5m IGA**
- **U13 Girls 60m x 35M + 5m IGA**

OWNERSHIP & MANAGEMENT OF RUGBY PITCHES

7.158. The clubs are under the following ownership and management regimes:

- **Sawston Rugby Club Lease pitches from Sawston Village College Sports Centre – 10 years of the lease to run.**
- **Shelford Rugby Club owns their own pitches.**
- **Cottenham Renegades hire pitches from Cottenham Village School and the Parish Council for training on a rolling booking basis.**
- **Cambourne Exiles hire their pitch from the Parish Council.**

DEMAND

7.159. The Playing Pitch assessment has identified that there are currently 4 rugby clubs playing rugby union within South Cambridgeshire and these clubs provide 23 teams. The table below identifies the number of teams per club:

Table 7.45: Number of Rugby Teams

| CLUB | ADULT TEAMS | 18-19 YEARS YOUTH TEAMS | JUNIOR TEAMS (U13-17) | MINI/MIDI TEAMS (U7-12) | TOTALS |
|-----------------|-------------------|-------------------------|-----------------------|-------------------------|--------|
| Shelford RUFC | 5 men's 1 Women's | 0 | 6 | 6 | 18 |
| Sawston RUFC | 1 | 0 | 0 | 0 | 1 |
| Camborne Exiles | 1 | 0 | 0 | 0 | 1 |
| Renegades RFC | 1 | 0 | 1 | 1 | 3 |

7.160. Renegades have started youth rugby recently and now have regular training and some matches are played. The PPS has recognised one youth team at the Renegades Club which is known as Renegade Youth and the Midi section at the club is known as the rascals.

7.161. The total numbers of teams are:

- **8 men's adult teams**
- **1 women's Team**
- **7 junior teams**
- **7 mini/midi teams**

DISPLACED DEMAND

7.162. Displaced demand is where South Cambridgeshire Rugby Teams would be accessing the use of pitches outside of the area. There are no known clubs accessing pitches outside of South Cambridgeshire District Council.

LATENT DEMAND

7.163. The following clubs have identified that they would like to increase teams in the future:

- **Sawston Rugby Club – 1 adult men’s team.**

7.164. The latent demand pitch requirements are for 1 adult pitch.

QUALITY OF PROVISION

7.165. The following table identifies the RFU guidelines for quality and capacity that have been used across South Cambridgeshire rugby pitches. Quality has been decided by undertaking a visual non-technical assessment, consultation with the clubs and the RFU. The numbers in the table identify the number of games that can be played per pitch per week.

Table 7.46: RFU Guidelines Quality and Capacity

| | | MAINTENANCE | | |
|----------|----------------------------|-------------|---------------|-----------|
| | | POOR (M0) | STANDARD (M1) | GOOD (M2) |
| DRAINAGE | Natural Inadequate (D0) | 0.5 | 1.5 | 2 |
| | Natural Adequate (D1) | 1.5 | 2 | 3 |
| | Pipe Drained (D2) | 1.75 | 2.5 | 3.25 |
| | Pipe and Slit Drained (D3) | 2 | 3 | 3.5 |

7.166. The site analysis identifies the following re: team equivalents:

- **Cambourne Exiles Rugby Club** – 1 rugby pitch which is rated M1/D1 and has capacity for 2 games per week. There is a capacity of 0.5 games per week match equivalents. The pitch has a further match capacity of 1.5 games per week. There are no floodlights so there is an under supply of 0.5 midweek training equivalents. There is to be a new 3G rubber crumb facility at Back Lane. The 3G pitch will not be IRB compliant so no competitive rugby games can be played on it. It is however, expected that Cambourne Exiles will use the new 3G for training purposes only.
- **Renegades Rugby Club** - 1 rugby pitch which is rated MO/D1. The capacity is for 1.5 games per week. The actual capacity for match equivalents is 1.25 games per week so the pitch is slightly underplayed each week. There are currently no floodlights so there is an under supply of 1.5 midweek training equivalents. The senior team, and youth team train at the Recreation Ground, Lambs Lane, Cottenham on Wednesday evenings and the Mini Midis on Sunday mornings.
- **Shelford Rugby Club** – There are 4 senior rugby pitches, 2 are floodlit, all are rated for quality as M1/D1 and each pitch has a capacity for 2 games per week. The mid-week training equivalents are 9 games per week. Only 2 pitches have floodlights with a capacity of 2 games each. The mid-week training capacity is 4 games per week with a need for 9 games per week. The training pitches are currently overplayed by 5 games per week or the equivalent of 3 pitches. Anglia Ruskin women’s rugby teams train on the pitches on Mondays and Men’s team train on the pitches on a Sunday. So midweek training rises to overplay of 6 games. Match equivalents equal 7.5 games per week and the total capacity including the mini/midi pitch equals 7.5 games. There is underplay of weekend games by 2.5 games per week.
- **Sawston rugby club** – There are 2 senior rugby pitches neither of which are floodlit. Both pitches are quality rated as M1/D1 and each pitch has a capacity for 2 games per week. There is no floodlight so there is a mid- week training capacity issue of 0.5 match equivalents per week under supply. The weekend match equivalents show an oversupply of 3.5 match equivalents per week.

ANCILLARY FACILITIES

7.167. No club has identified their needs improvements to changing facilities or clubhouses. Shelford Rugby Club has highlighted the need for a 3G rubber crumb pitch to meet the training needs of the club.

7.168. Investment is needed to increase the number of floodlights that clubs have. If the amount of floodlights can be increased this will improve the quality of experience, spread the load between pitches and enable further growth due to increased options for match and training play. The best option for Shelford Rugby Club would be a 3G IRB compliant rubber crumb pitch. The 3G pitch would bring the needed training facility and match play facility to the club. A 3G pitch would also support surrounding partner clubs i.e. Sawston, Cambridge RFC and Cantabs.

FUTURE PLAYING PITCH (RUGBY) DEMAND – POPULATION GROWTH

THE GREATER CAMBRIDGE AREA ENCOMPASSING CAMBRIDGE CITY COUNCIL & SOUTH CAMBRIDGESHIRE DISTRICT COUNCIL
PLAYING PITCH STRATEGY

7.169. While it is essential to ensure that provision is adequate to meet current demand, this strategy must also facilitate planning to meet future demand. The table 7.47 below identifies the requirements for rugby pitches 2015 – 2031 for population demand using team generation rates for the North Area of South Cambridgeshire.

NORTH AREA – SOUTH CAMBRIDGESHIRE

7.170. The team generation rates for the North Area project an additional need for 1.5 match equivalent pitches for adults, 1.5 of junior pitches by 2031 and 1.5 mini midi pitches.

Table 7.47: Team Generation Rates to identify future pitch requirements through population growth to 2031

| SPORT AND AGE GROUPS | NUMBER OF TEAMS IN AGE GROUP WITHIN THE AREA | CURRENT POPULATION IN AGE GROUP WITHIN THE AREA | FUTURE POPULATION IN AGE GROUP WITHIN THE AREA | CURRENT TGR | POPULATION CHANGE IN AGE GROUP | POTENTIAL CHANGE IN TEAM NUMBERS IN AGE GROUP |
|---------------------------------------|--|---|--|-------------|--------------------------------|---|
| Rugby Union Senior Men (19-45yrs) | 8 | 10573 | 14000 | 1321.63 | 3427 | 3 |
| Rugby Union Senior Women (19-45yrs) | 1 | 9480 | 12620 | 9480 | 3140 | 0 |
| Rugby Union Youth Boys (13-18yrs) | 7 | 2143 | 3180 | 306.143 | 1037 | 3 |
| Rugby Union Youth Girls (13-18yrs) | 0 | 1984 | 2962 | 0 | 978 | 0 |
| Rugby Union Mini/Midi Mixed (7-12yrs) | 7 | 4161 | 6164 | 594.429 | 2003 | 3 |

(Source Research Centre Cambridgeshire Council Council)

7.171. The table below shows the overall requirements for 2031 for pitch match equivalents is for 3 senior pitches there is only a requirement for 1.5 match equivalents as senior rugby takes place on a Saturday and junior and mini/midi rugby takes place on a Sunday and the same pitches can be used.

7.172. The 3G AGP and senior rugby pitch being provided as part of the Northstowe development will be sufficient to provide the match and training equivalents required in the North Area of South Cambridgeshire.

Table 7.48: Requirements for Rugby Pitches 2015 - 2031

THE GREATER CAMBRIDGE AREA ENCOMPASSING CAMBRIDGE CITY COUNCIL & SOUTH CAMBRIDGESHIRE DISTRICT COUNCIL
PLAYING PITCH STRATEGY

| REQUIREMENTS FOR RUGBY PITCHES 2015 – 2031 | PITCH EQUIVALENTS |
|--|-------------------|
| Current 2015 over supply and under supply – displaced demand and protect all current pitches | +0.25 |
| Latent and Sports Development Demand Additional Pitch Requirements | 0 |
| Future Population Growth and Proposed Population Growth Additional Pitch Requirements | 3.375 |
| FUTURE DEFICIENCY 2031 | 3.125 |

SOUTH EAST AREA – SOUTH CAMBRIDGESHIRE

7.173. The team generation rates for the South East Area project an additional need for 0.75 match pitch equivalent by 2031. 0.5 For a junior pitch and 0.25 for a mini/midi pitch.

Table 7.49: Team Generation Rates to identify future pitch requirements through population growth to 2031 (Source Research Centre Cambridgeshire County Council)

| SPORT AND AGE GROUPS | NUMBER OF TEAMS IN AGE GROUP WITHIN THE AREA | CURRENT POPULATION IN AGE GROUP WITHIN THE AREA | FUTURE POPULATION IN AGE GROUP WITHIN THE AREA | CURRENT TGR | POPULATION CHANGE IN AGE GROUP | POTENTIAL CHANGE IN TEAM NUMBERS IN AGE GROUP |
|---------------------------------------|--|---|--|-------------|--------------------------------|---|
| Rugby Union Senior Men (19-45yrs) | 6 | 6674 | 7203 | 1112.33 | 529 | 0 |
| Rugby Union Senior Women (19-45yrs) | 1 | 6671 | 6793 | 6671 | 122 | 0 |
| Rugby Union Youth Boys (13-18yrs) | 6 | 1471 | 1698 | 245.167 | 227 | 1 |
| Rugby Union Youth Girls (13-18yrs) | 0 | 1395 | 1667 | 0 | 272 | 0 |
| Rugby Union Mini/Midi Mixed (7-12yrs) | 6 | 5267 | 5973 | 877.833 | 706 | 1 |

(Source Research Centre Cambridgeshire County Council)

7.174. The table below shows the overall requirements for 2031 can be met for matches within the existing supply of pitches to leave an oversupply of 2.75 match pitch equivalents. However, there is an issue with training pitch equivalents midweek. The current overplay on rugby pitches in the South East Area is 6.5 training pitch equivalents this will rise to 7.75 in 2031.

Table 7.50: Requirements for Rugby Pitches 2015 - 2031

THE GREATER CAMBRIDGE AREA ENCOMPASSING CAMBRIDGE CITY COUNCIL & SOUTH CAMBRIDGESHIRE DISTRICT COUNCIL
PLAYING PITCH STRATEGY

| REQUIREMENTS FOR RUGBY PITCHES 2015 – 2031 | PITCH EQUIVALENTS |
|--|-------------------|
| Current 2015 over supply and under supply – displaced demand and protect all current pitches | +4 |
| Latent and Sports Development Demand Additional Pitch Requirements | 0.5 |
| Future Population Growth and Proposed Population Growth Additional Pitch Requirements | 0.75 |
| FUTURE DEFICIENCY 2031 | 2.75 |

SOUTH WEST AREA – SOUTH CAMBRIDGESHIRE

7.175. The team generation rates for the South West Area project a growth in 0.2 teams. There is not a requirement to provide additional pitch space in the South West Area.

Table 7.51: Team Generation Rates to identify future pitch requirements through population growth to 2031 (Source Research Centre Cambridgeshire Council Council)

| SPORT AND AGE GROUPS | NUMBER OF TEAMS IN AGE GROUP WITHIN THE AREA | CURRENT POPULATION IN AGE GROUP WITHIN THE AREA | FUTURE POPULATION IN AGE GROUP WITHIN THE AREA | CURRENT TGR | POPULATION CHANGE IN AGE GROUP | POTENTIAL CHANGE IN TEAM NUMBERS IN AGE GROUP |
|---------------------------------------|--|---|--|-------------|--------------------------------|---|
| Rugby Union Senior Men (19-45yrs) | 1 | 7886 | 9444 | 7886 | 1558 | 0.2 |
| Rugby Union Senior Women (19-45yrs) | 0 | 7680 | 8560 | 0 | 880 | 0 |
| Rugby Union Youth Boys (13-18yrs) | 0 | 1991 | 2525 | 0 | 534 | 0 |
| Rugby Union Youth Girls (13-18yrs) | 0 | 1844 | 2353 | 0 | 509 | 0 |
| Rugby Union Mini/Midi Mixed (7-12yrs) | 0 | 4254 | 5158 | 0 | 904 | 0 |

(Source Research Centre Cambridgeshire Council Council)

7.176. The table below shows the overall requirements for 2031 can be met within the current supply of rugby pitches in the South West Area leaving an oversupply of 1.4 match equivalents. There is a slight under supply of training pitch mid-week equivalents of 0.5 pitch equivalents.

Table 7.52: Requirements for Rugby Pitches 2015 - 2031

| REQUIREMENTS FOR RUGBY PITCHES 2015 – 2031 | PITCH EQUIVALENTS |
|--|--------------------------|
| Current 2015 over supply and under supply – displaced demand and protect all current pitches | +1.5 |
| Latent and Sports Development Demand Additional Pitch Requirements | 0 |
| Future Population Growth and Proposed Population Growth Additional Pitch Requirements | 0.1 |
| FUTURE DEFICIENCY 2031 | 1.4 |

SUMMARY OF KEY ISSUES TO ADDRESS

Page 280

7.177. The key issues to address are:

- **Future consideration of a 3G rubber crumb pitch IRB compliant at Shelford Rugby Club to negate the 7.75 overplay on mid-week training pitch equivalents.**
- **Improvements to drainage will improve playing and training capacity**
- **Ensure clubs have access to high quality floodlit pitches to facilitate training and match play mid-week throughout the season**

KEY PRIORITIES

7.178. Strategically the following priorities need to be put in place within the Action Plan:

- 1 Protection of all community use rugby pitches across South Cambridgeshire District Council.**
- 2 If required assist Sawston Rugby Club in the negotiations to renew its lease of the rugby pitches at Sawston Village College.**
- 3 Ensure all teams are playing on the right size pitches.**
- 4 Develop rugby at the new Northstowe AGP and grass pitch when the pitches are delivered. Renegades RFU are recommended as the anchor club for this facility this would resolve clubs security of tenure issue and also that there will be an expected growth in**

membership. There is also a need in surrounding Council areas with clubs on sites that have training under supply that would likely wish to gain use of the 3G pitch.

5 Improve pitch quality and ancillary provision by:

➤ Working with the RFU and club to provide a 3G Rubber Crumb pitch that is IRB compliant at Shelford Rugby Club. A 3G pitch could serve a number of rugby clubs locally to address midweek under supply if cooperation can be achieved and a timetable conducive to all parties agreed e.g. Sawston, Cambridge Rugby Club and Cantabrigians Rugby Club.

6 South Cambridgeshire District Council to work with the RFU to support clubs applying for funding, and planning, with clubs that are able to demonstrate long term development plans and have achieved the appropriate accreditations and provide player and sports development pathways.

7 Where possible off site contributions for any further housing developments are the preferred option for rugby. This ensures improvement and sustainability of existing clubs and at the same time providing for new members from new housing development. Use of CIL or Section 106 funding to develop (match funding) and bring existing facilities up to the required RFU and Sport England Guidance Standards for playing pitches, clubhouse and changing accommodation.

HOCKEY FUTURE CITY OF CAMBRIDGE AND SOUTH CAMBRIDGESHIRE DISTRICT COUNCIL

SUPPLY

- 7.179. Across the city of Cambridge and South Cambridgeshire District Council there are 12 sand based artificial grass pitches (AGP), full size that could be used for Hockey. There are 10 sand dressed AGPs in the City of Cambridge and 2 in South Cambridgeshire. Of the 12 AGPs 8 have floodlights. This means that these 8 AGPs can be used for midweek training and late afternoon weekend games in the hockey season when it is dark.
- 7.180. Of the 8 that can be used for hockey, there is only one sand dressed AGP, which can be used in South Cambridgeshire and this is at Bassingbourn Sports Centre. The second AGP in South Cambridgeshire, Bassingbourn Barracks sand dressed AGP is now closed for community use.
- 7.181. The Bassingbourn Sports Centre AGP has no hockey club usage. The FA has requested that if funds become available, that the pitch surface at Bassingbourn Sports Centre is resurfaced as a 3G rubber crumb pitch. England Hockey do not object to this request.
- 7.182. There are no hockey clubs in South Cambridgeshire. Demand for hockey from the South Cambridgeshire area and the City of Cambridge is provided for within the City of Cambridge.
- 7.183. England Hockey have been clear about the development of hockey and the pitch requirements of the National Governing Body, going forward to 2031 within Cambridge City and South Cambridgeshire. All hockey provision in the future to 2031 is required to be developed in the City of Cambridge and close to its borders.
- 7.184. The remaining 6 sand based artificial grass pitches within the City of Cambridge are mainly owned by independent schools, University Colleges or the University, with the exception of 2 sand based artificial grass pitches. These are at Coldhams Common (Abbey Leisure Centre) and Long Road Sixth Form College.
- 7.185. The independent schools generate higher usage of artificial hockey pitches and provide a team for each year group and play competitively on Saturdays and Sundays, using pitches at the same time as required by community hockey clubs. The schools teams naturally have first choice of use of their AGPs over community club use. The Perse School have 22 boy's teams and 20 girl's teams. The Leys School has 11 boy's teams and 7 girl's teams.
- 7.186. The Perse School Preparatory School and the Perse Upper School (Independent Schools) AGPs apart from school use are used for matches by the community clubs when the pitch is available. These school AGPs have no floodlights so are not available for training midweek or later in the day for weekend matches during the hockey season. The Leys School (Independent School) facilities are no longer available for community club use.

THE GREATER CAMBRIDGE AREA ENCOMPASSING CAMBRIDGE CITY COUNCIL & SOUTH CAMBRIDGESHIRE DISTRICT COUNCIL
PLAYING PITCH STRATEGY

7.187. The University College pitch at St Johns College is used occasionally and the University of Cambridge pitch at Wilberforce Road is used as well by community clubs. There is planning permission for a second artificial grass pitch at Wilberforce Road.

7.188. The 2 main facilities used by the community use hockey clubs in the City of Cambridge are, Long Road Sixth Form College and Coldhams Common, Abbey Leisure Centre. Long Road Sixth Form College was built in 2014. The Abbey Leisure Centre AGP carpet will require to be renewed after approximately 10 years of use. The last refurbishment was 2009. It is expected the next renewal of the Abbey Leisure Centre carpet would be in 2019.

Table 7.53: Sites with Artificial Grass Pitches (AGPs) that provide community use and suitable for Hockey use

| SITE NAME | LOCAL AUTHORITY | PITCH TYPE (3G; SAND DRESSED; SAND FILLED; WATER BASED) | SIZE (M) | OWNERSHIP | COMMUNITY USE CATEGORY | PITCH SCORE | FLOODLIT | YEAR BUILT REFURBISHED |
|--|--------------------------------|---|--------------------|--------------------------|--------------------------------------|---------------|----------|------------------------|
| Long Road 6th Form College Sports Facilities | City of Cambridge South Area | Sand dressed | Full Size - Hockey | Owned by the School | Available for community use and used | 83 - Good | Yes | 2014 |
| The Leys School Playing Fields Latham Road | City of Cambridge South Area | Sand dressed | 100 x 60 | Owned by the Leys school | Not available for community use | 81 - Good | Yes | 2000/2012 |
| The Leys Sports Complex | City of Cambridge South Area | Sand dressed - small sided | 100 x 60 | Owned by the Leys school | Not available for community use | 71 - Standard | Yes | 2000/2011 |
| The Perse Preparatory School | City of Cambridge South Area | Sand dressed | 100 x 60 | Owned by the school | Not available for community use | 78 - Standard | No | 2008 |
| The Perse School | City of Cambridge South Area | Sand dressed | 100 x 60 | Owned by the School | Available for community use and used | 71 - Standard | No | 2000 |
| The Perse School for Girls Sports Ground Latham Road | City of Cambridge South Area | Sand dressed | 100 x 60 | Owned by the School | Available for community use and used | 75 - Standard | No | 2004 |
| Wilberforce Road Sports | City of Cambridge West Central | Sand dressed | 98 x 60 | Cambridge University | Available for community use and | 81 - Good | Yes | 1994/2003 |

THE GREATER CAMBRIDGE AREA ENCOMPASSING CAMBRIDGE CITY COUNCIL & SOUTH CAMBRIDGESHIRE DISTRICT COUNCIL
PLAYING PITCH STRATEGY

| SITE NAME | LOCAL AUTHORITY | PITCH TYPE (3G; SAND DRESSED; SAND FILLED; WATER BASED) | SIZE (M) | OWNERSHIP | COMMUNITY USE CATEGORY | PITCH SCORE | FLOODLIT | YEAR BUILT REFURBISHED |
|--------------------------------------|-------------------------------------|---|-----------|-------------------------------------|--|---------------|----------|------------------------|
| Ground | Area | | | | used | | | |
| St Johns College | City of Cambridge West Central Area | Sand dressed | Full size | Owned by St Johns College | Available for community use and used | 78 - Standard | No | Not Known |
| St Catharine's College Sports Ground | City of Cambridge West Central Area | Sand dressed | 97 x 61 | Owned by the college | Unsecured | | No | Recently Refurbished |
| Abbey Leisure Complex | City of Cambridge East Area | Sand Filled | 96 x 65 | Owned by the Cambridge City council | Available for community use and used | 82 - Good | Yes | 1994/2009 |
| Bassingbourn Barracks | South Cambs South West Area | Sand Dressed | 100 x 60 | MOD | Not Available for Community Use – Closed | 76 - Standard | Yes | 1999 |
| Bassingbourn Sports Centre | South Cambs South West Area | Sand Dressed | 100 x 60 | Parish Council | Available for Community Use | 76 - Standard | Yes | 2008 |

DEMAND

- 7.189. There are 3 hockey clubs within the City of Cambridge and none in South Cambridgeshire. The peak time for hockey competitive matches is currently on a Saturday. All matches are currently played on a Saturday and Sunday. However, leagues are becoming acceptable of teams agreeing times and days when matches can be played, for example, on a Friday evening. As well as the 3 hockey clubs in Cambridge the independent schools such as the Perse School and Leys School field large numbers of school teams and the older age groups compete on Saturdays at the same time as the 3 hockey clubs wish to use the school facilities.
- 7.190. The Leys School is no longer available for community use and the Perse School pitches are not floodlit and the school has to provide for its school teams.

CAMBRIDGE CITY HOCKEY CLUB

- 7.191. Cambridge City Hockey Club – has identified 25 teams. The club plays at a variety of different locations across the city. There has been a marked increase in membership in the past 12 months 2014/15 and the club has a thriving junior section with over 400 members.
- 7.192. The club use Wilberforce Road as its club house pitch and did use the Leys School Playing Fields (Independent School) heavily however the pitch is no longer available for use.
- 7.193. Cambridge City Hockey Club has recently put a proposal to Cambridge University to increase the number of hockey AGPs from 1 to 3 at the Wilberforce Road University Playing Fields. This would be funded by an anonymous financial backer. If successful this would provide the club with a much needed home base where all home team games could be played encouraging a more sustainable delivery of hockey and for members to be able to have one home base to socialise, train, compete and develop.
- 7.194. The club also has links with Anglia Ruskin University as well as the University of Cambridge.
- 7.195. The club currently uses the following facilities for senior matches:

- **Perse Upper School (Only during daylight hours)**
- **St Johns College Sports ground**
- **Cambridge University (Wilberforce Road)**
- **Perse Girls School Sports Ground (Only during daylight hours)**

CLUB TRAINING

7.196. Cambridge City Hockey Club training takes place:

- **Men's club training Monday 8.00pm – 10.00pm - Long Road Sixth Form College.**
- **Women's Club training Wednesday 8pm – 10pm - Long Road Sixth Form College.**
- **U12 Boys training 9am - 10am Sundays – Long Road Sixth Form College.**
- **U8 Boys and Girls training Sunday mornings - Perse School**
- **U14 and U16 Boys training Sunday mornings 10.00am – 11.00am – Long Road Sixth Form College.**
- **U12 Girls training 10.30am – 11.30am Sunday mornings - Perse School.**
- **U10 Boys and Girls training 9.30m – 10.30 Sunday mornings – Perse School.**
- **U16 Girls – Sundays – Long Road Sixth Form College.**
- **U18 Boys – Sundays - Perse School.**

CAMBRIDGE NOMADS HOCKEY CLUB

7.197. The club currently provides 5 teams in adult men's and women's teams. However, they do provide mixed junior training and are looking to increase the number of junior members in the club. The club has good links to the community and has run various community programmes with schools and Cambridgeshire hockey in the past few years.

7.198. Senior Men's and Women's matches are played at Coldhams Common (Abbey Leisure Centre) on Saturdays.

7.199. There are no facilities to provide match day teas at the Abbey Leisure Complex, so the club has to go elsewhere to provide hospitality and social facilities for away teams and its own teams.

7.200. Pitch maintenance at Coldham's Common has been poor in the past. Recently new goals have been supplied and the pitch is being cleared of leaves on a regular basis so the pitch is safe to play on.

CLUB TRAINING

7.201. Cambridge Nomads Hockey Club training takes place:

- **Men's Training is Tuesdays 8.00pm – 10.00pm - Coldhams Common.**
- **Women's Training is Wednesdays 7.00pm – 8.30pm - Coldhams Common.**
- **Mixed Junior Training Wednesdays 7.00pm – 8.00pm - Coldhams Common.**

SOUTH CAMBRIDGE HOCKEY CLUB

7.202. South Cambridge Hockey Club hosts 8 teams. The club has no junior teams.

7.203. The club has stated that it is not looking to grow further and has shown concern of a recent additional men's team folding.

7.204. The club uses Long Road Sixth Form College sand based artificial grass pitch as its home base.

CLUB TRAINING

7.205. South Cambridge Hockey Club training takes place:

- **Men's training is Tuesdays 7.30pm – 9.00pm - Long Road Sixth Form College.**
- **Women's Training is Thursday 7.30pm – 9.00pm - Long Road Sixth Form College.**
- **Back to hockey skills is Thursday 7.30pm – 9.00pm Long Road Sixth Form College.**
- **Informal weekly hockey on Wednesday evenings from 7:30pm to 8:30pm - Long Road Sixth Form College.**

CAMBRIDGE UNIVERSITY HOCKEY CLUB

THE GREATER CAMBRIDGE AREA ENCOMPASSING CAMBRIDGE CITY COUNCIL & SOUTH CAMBRIDGESHIRE DISTRICT COUNCIL
PLAYING PITCH STRATEGY

7.206. There are 3 men’s teams and 3 women’s teams. The teams compete in League matches on Saturdays and British University Clubs (BUCs) League on Wednesdays. The first teams are called the Blues Teams and the overall goal of these two teams is to win the annual Varsity Match against Oxford.

7.207. In addition, the University Colleges have an internal men’s league and a women’s league. The University floodlit sand-based synthetic surface at Wilberforce Road is marked and used for hockey only. The facility is home to Cambridge University Hockey Club and hosts a range of University, College and Community Club training sessions and matches. It is also used by County and regional hockey squads. In addition, the University Colleges use the AGP at St Johns College and St Catherine’s College. There is some minor use of the St Johns and St Catherine’s College AGPs by the City of Cambridge Hockey Club when all other facilities are not available and these facilities are.

7.208. The University are currently fundraising to build a second sand dressed floodlit pitch and to resurface the existing pitch. Planning permission already exists for the scheme.

Page 288

ANGLIA RUSKIN UNIVERSITY HOCKEY CLUB

7.209. There is 1 men’s team and 1 women’s team they compete in the BUCs League on Wednesday afternoons. The teams train on Friday evenings at Long Road Sixth Form College and book the University of Cambridge Wilberforce Road pitch for their BUCs League games. For the University teams to grow they require their own facility, and is planned to be addressed by the development at Howe’s Place.

CLUB AND TEAM ANALYSIS

7.210. Table 7.54 identifies the number of teams per club

Table 7.54: Club Analysis - Hockey

| CLUB NAME | ANALYSIS AREA | ADULT TEAMS | | | JUNIORS | TOTAL |
|---------------------------|----------------|-------------|--------------|-------|---------|-------|
| | | SENIOR MEN | SENIOR WOMEN | MIXED | | |
| Cambridge City HC | Cambridge City | 7 | 6 | 0 | 12 | 25 |
| Cambridge Nomads HC | Cambridge City | 3 | 2 | 0 | 0 | 5 |
| Cambridge South HC | Cambridge City | 5 | 3 | 0 | 0 | 8 |
| Cambridge University HC | Cambridge City | 3 | 3 | 0 | 0 | 6 |
| Anglia Ruskin Hockey Club | Cambridge City | 1 | 1 | 0 | 0 | 0 |

7.211. Table 7.55 identifies the number of match slots required for use by hockey clubs using the artificial grass pitches in the City of Cambridge. During the week there is demand for the universities teams for pitch space on Wednesday afternoons. There are currently 8 university representative teams requiring 4 home match slots on Wednesday afternoons. These games are played at Wilberforce Road. There are only two secured community use

THE GREATER CAMBRIDGE AREA ENCOMPASSING CAMBRIDGE CITY COUNCIL & SOUTH CAMBRIDGESHIRE DISTRICT COUNCIL
PLAYING PITCH STRATEGY

facilities that can deliver guaranteed slots for the Community Clubs. These are Long Road Sixth Form College and Coldhams Common. The Perse School provides slots during day light hours on a Saturday and slots at times when the school is not using its own facilities.

Table 7.55: Competitive match slot demand

| | NUMBER OF TEAMS | COMPETITIVE MATCH SLOTS REQUIRED | | |
|-----------------------------|--|----------------------------------|----------|--------|
| | | WEEKDAY | SATURDAY | SUNDAY |
| Senior teams (16-65) | 34 teams (Cambridge University compete Wednesdays and Saturdays. Anglia Ruskin University compete Wednesdays) | 4 | 16 | 1 |
| Junior teams (11-15) | 12 teams | 0 | 0 | 6 |

7.212. Table 7.56 below shows the number of training hours required by the clubs. There is a requirement for 34 training hour's midweek and 12 on a Sunday currently.

Table 7.56: Training hours required

| | NUMBER OF TEAMS | TRAINING HOURS REQUIRED | | |
|-----------------------------|-----------------|-------------------------|----------|--------|
| | | WEEKDAY | SATURDAY | SUNDAY |
| Senior teams (16-65) | 34 | 34 | 0 | 0 |
| Junior teams (11-15) | 12 | 0 | 0 | 12 |

7.213. Table 7.57 shows the supply and current demand for hockey AGPs across the City of Cambridge. The Perse School cannot be guaranteed as current or future use due to the number of teams the school has to provide competitive time for. This includes school matches on Saturdays and Sundays and this does hinder the development of the City of Cambridge Hockey Club.

THE GREATER CAMBRIDGE AREA ENCOMPASSING CAMBRIDGE CITY COUNCIL & SOUTH CAMBRIDGESHIRE DISTRICT COUNCIL
PLAYING PITCH STRATEGY

Table 7.57: AGP capacity analysis

| SITE NAME | SUPPLY (MATCH SLOTS AND TRAINING) | | | DEMAND (MATCH SLOTS REQUIRED – FOR TRAINING AND MATCHES) | | | BALANCE (MATCH SLOTS) | | |
|--|--------------------------------------|----------|--------|---|----------|--------|-----------------------|----------|--------|
| | WEEKDAY | SATURDAY | SUNDAY | WEEKDAY | SATURDAY | SUNDAY | WEEKDAY | SATURDAY | SUNDAY |
| Coldhams Common Abbey Leisure Centre (Secured Community Use) | 10 | 4 | 4 | 4.5 | 2.5 | 0 | 5.5 | 1.5 | 4 |
| Long Road 6th Form College Sports Facilities (Secured Community Use) | 20 | 4 | 4 | 8.5 | 4 | 4 | 11.5 | 0 | 0 |
| St Johns College (Unsecured Community Use) | 0 | 4* | 4* | 0 | 3 | 0 | 0 | 1 | 4 |
| The Perse School (Unsecured Community Use) | 0 | 4* | 4* | 0 | 3 | 2 | 0 | 1 | 2 |
| The Perse School for Girls -Sports Ground (Unsecured Community Use) | 0 | 4* | 4* | 0 | 0.5 | 0 | 0 | 3.5 | 4 |
| Wilberforce Road Sports Ground (secured Community Use) | 20 | 4 | 4 | 10 | 3 | 0 | 10 | 1 | 4 |

*Not guaranteed use

Page 290

LATENT DEMAND

7.214. The hockey clubs have identified the latent demand as being:

- **Cambridge City Hockey Club: 3 adult teams and 2 junior teams. This would require 1.5 match slots on Saturdays and 1 match slot on Sundays.**
- **Cambridge South Hockey Club: None**
- **Cambridge Nomads: 2 junior teams. This would require 1 match slot on a Sunday.**

FUTURE POPULATION GREATER CAMBRIDGE AREA

7.215. Team generation rates are shown in table 7.58. There are no hockey teams in South Cambridgeshire the team generation rates would show 0. England Hockey have stated that for cub sustainability in the future the concentration will be on use of facilities within the City of Cambridge and Anglia Ruskin University in South Cambridgeshire. The team generation rates (TGR) below consider the Greater Cambridge Area population.

Table 7.58: Team generation Rates 2015 - 2031 Greater Cambridge; Source Population Data Research Centre Cambridgeshire County Council

| SPORT AND AGE GROUPS | NUMBER OF TEAMS IN AGE GROUP WITHIN THE AREA | CURRENT POPULATION IN AGE GROUP WITHIN THE AREA | FUTURE POPULATION IN AGE GROUP WITHIN THE AREA | CURRENT TGR | POPULATION CHANGE IN AGE GROUP | POTENTIAL CHANGE IN TEAM NUMBERS IN AGE GROUP |
|--------------------------------|--|---|--|-------------|--------------------------------|---|
| Hockey Senior Men (16-55yrs) | 19 | 67464 | 76871 | 3551 | 9407 | 3 |
| Hockey Senior Women (16-55yrs) | 15 | 59313 | 64528 | 3954 | 5215 | 1 |
| Hockey Junior Boys (11-15yrs) | 6 | 7385 | 10074 | 1231 | 2689 | 2 |
| Hockey Junior Girls (11-15yrs) | 6 | 6928 | 9581 | 1155 | 2653 | 2 |

Page 291

7.216. The table above identifies that there will be additional requirements for 1.5 match slots for adult teams and 2 junior match slots.

7.217. The additional match slots required from latent demand and team generation rates using future population data identifies that there will be demand for a further 3 match slots on a Saturday and 4 match slots on a Sunday.

SUMMARY FUTURE PROVISION OF HOCKEY AGPs

7.218. There are currently only 2 facilities that offer secured community use match slots for the games on a Saturday. These are Long Road Sixth Form College and Coldham's Common (Abbey Leisure Centre). Only one of these Coldhams Common offers use to football clubs. A third facility at Cambridge University Wilberforce Road offers unsecured community use for hockey.

7.219. These 3 sites offer 12 match slots on a Saturday. With the current 16 match slots required and a further 3 match slots on a Saturday to meet future demand equals 19 match slots required on a Saturday.

7.220. The proposal to provide 3 hockey AGP facilities at the Cambridge University Wilberforce Road Sports Ground with secure community use would provide for 12 match slots on a Saturday.

7.221. The proposal for a new hockey AGP facility at Howes Close (South Cambridgeshire) for the Anglia Ruskin University providing a community use agreement would provide for a further 4 match slots.

THE GREATER CAMBRIDGE AREA ENCOMPASSING CAMBRIDGE CITY COUNCIL & SOUTH CAMBRIDGESHIRE DISTRICT COUNCIL
PLAYING PITCH STRATEGY

7.222. With Long Road Sixth Form College providing 4 match slots on a Saturday, Wilberforce road 12 match slots and Howes Close 4 match slots. This allows for a total of 20 match slots.

7.223. This provision of 3 AGPs at Wilberforce road, 1 AGP at Long Road Sixth Form College and 1 AGP at Howes Close, allows for the Coldhams Common AGP surface to be changed to a 3G rubber Crumb surface. This would meet the need and demand for 3G rubber crumb facilities in the City of Cambridge and South Cambridgeshire.

7.224. England Hockey are fully supportive of the above requirements and believe the 5 AGPs are sufficient facilities for Hockey in the City of Cambridge and that there is no further need for Hockey facilities in South Cambridgeshire apart from the agreed development of an AGP at Northstowe to 2031 for community club hockey.

7.225. Strategically the following priorities need to be put in place within the Action Plan for Hockey:

- 1. Protection of all community use artificial hockey pitches across the City of Cambridge and South Cambridgeshire District Council unless stated that they can be changed to 3G rubber crumb.**
- 2. Ensure hockey continues to have primary use for mid-week training and match slots at weekends when required.**
- 3. Ensure that plans are in place to maintain AGP quality in the long term across all City of Cambridge and South Cambridgeshire District Council Hockey AGPs and that sink funds are in place to replace carpets and refurbish pitches.**
- 4. The Local Authority to work with England Hockey, Cambridge University, Anglia Ruskin University and the hockey clubs to develop the 3 AGPS at Wilberforce Road and 1 AGP at Howes Close.**

8. SOUTH CAMBRIDGESHIRE STRATEGY FRAMEWORK AND ACTION PLAN FOR FUTURE DELIVERY OF PLAYING PITCH PROVISION

8.1. The strategy framework will focus on the following three principles:

- **PROTECT:** The strategy seeks to make sure that the right amount of playing pitches and ancillary facilities of the right quality are in the right place. It promotes the protection of existing provision and recognises the benefits of multi pitch sites.
- **ENHANCE:** Key partners such as Cambridge City Council and South Cambridgeshire District Council, Cambridgeshire County Council Education, local schools, Private and Voluntary Sports Clubs, and NGBs must work together to maximise the full potential of playing pitch assets and the long term sustainability of these assets and recognise that an improvement in quality and ongoing maintenance can have an impact on the capacity of use.
- **PROVIDE:** In times of public sector austerity, investment needs to be directed at sites which will provide the best impact and highest increase in participation. It is the policy of Cambridge City Council and South Cambridgeshire District Council to support projects and sports clubs that are able to demonstrate sustainable long term development, increase participation and support those clubs that have achieved the appropriate accreditations e.g. Clubmark and or Charter Standard and provide player and sports development pathways.

PRIORITY SPORT SPECIFIC ACTIONS

8.2. All existing playing field land is protected by Cambridge City Council and South Cambridgeshire District Council Local Plans, Sport England policies and the NPPF to deliver current and future needs.

8.3. The Football, Cricket, Rugby and Hockey Individual Sport Specific issues are shown in the tables below.

Table 8.1: South Cambridgeshire Priority Sport Specific Actions - Football

| | |
|---------|---|
| PROTECT | <ol style="list-style-type: none"> 1. Protect all current football pitches in the City of Cambridge and South Cambridgeshire District Council areas unless suitable equivalent or better replacements are provided. 2. Ensure clubs have appropriate levels of security of tenure at playing pitch sites where feasible to secure the long term future of the club. 3. Ensure Community Use Agreements are in place with Education Establishments providing football pitches and 3G rubber crumb pitches for community use. |
| ENHANCE | <ol style="list-style-type: none"> 1. Enhance the quality, availability and carrying capacity of existing football pitches to meet current and future needs of clubs. 2. Place particular emphasis on increasing the quality of pitches rated as “poor” through installation of drainage plus improvement of maintenance and access to floodlit all-weather training and competitive facilities. 3. Improve the standard of non-playing pitch facilities including access and car parking and the quality of changing rooms to provide segregated changing for male and females where feasible. 4. Work with junior football clubs that meet the Councils and NGBs priorities and support clubs to achieve Charter Standard accreditation as a minimum kite mark for the Council to provide future support and funding and support those clubs that wish to achieve community or development club standards. 5. Support junior clubs to develop with the management and improvement of facilities and ensure security of tenure of playing facilities for junior clubs either through leasing or community asset transfers so clubs can become sustainable in the future. 6. Ensure Community Use Agreements are in place with Education Establishments providing football pitches and artificial grass pitches for community use |
| PROVIDE | <ol style="list-style-type: none"> 1. Provide - Re configured football pitches, new football pitches, 3G rubber crumb pitches and new and or improved changing facilities commensurate to new population provided by housing development in line with the strategic need for facilities across Cambridge City Council and South Cambridgeshire District Council with a particular emphasis on dedicated youth and mini pitch provision. 2. Due to the demand and under supply of 3G rubber crumb pitches the PPS has identified strategically preferred options for the delivery of 3G Artificial rubber crumb Grass pitches across Cambridge City Council and South Cambridgeshire District Council: <ul style="list-style-type: none"> • Anglia Ruskin University – Howes Close (with community Use agreement – This will provide a 3G pitch facility for the North West area of the City of Cambridge and into South Cambridgeshire – Girton etc. • Abbey Leisure Coldhams Common – This will also provide for the North West area of Cambridge and into South Cambridgeshire District Council. (replace the carpet on existing hockey pitch subject to the provision of pitches at Wilberforce Road). • Long Road 6th Form College (with Community use agreement) this will support the small sided 3G rubber crumb pitch currently at Netherhall School and the South East of Cambridge. • Trumpington School 3G rubber crumb pitch to allow junior hockey at school level and football. This will support the South West area of Cambridge. • The new proposed 3G rubber crumb pitches at Northstowe and Cambourne Back Lane South Cambridgeshire District Council will provide sufficient 3G rubber crumb facilities for community use by football clubs for now and into the future to 2031. However, if development contributions become available there is a need for a 9 v 9 3rd generation rubber crumb pitch around Histon and Milton on the A14 corridor. • Future population growth beyond 2031 at Northstowe, Waterbeach and Bourn Airfield will need to consider future 3G rubber crumb pitch requirements. <p>The PPS considers that the 3G rubber crumb facility provided in the neighbouring St Edmundsbury Borough Council at Haverhill is sufficient to cover the area of South Cambridgeshire to the 3G pitch provided in South Cambridgeshire District Council at Linton.</p> <p>The planned developments for 3G pitch provision in neighbouring Central Bedfordshire at Biggleswade are seen as sufficient to cover areas in South Cambridgeshire District Council particularly around Steeple Morden.</p> |

Table 8.2: South Cambridgeshire Priority Sport Specific Actions - Cricket

| | |
|----------------------------|--|
| PROTECT | <ol style="list-style-type: none"> 1. Protect all cricket pitches in the City of Cambridge including Cambridge University and Cambridge University College cricket facilities and South Cambridgeshire District Council area cricket pitches should be protected unless suitable equivalent or better replacements are provided. 2. Ensure cricket clubs have appropriate levels of security of tenure where feasible to secure the long term future of the club. 3. Ensure Community Use Agreements are in place with Education Establishments providing cricket pitches and non-turf pitches for community use. |
| ENHANCE | <ol style="list-style-type: none"> 1. Enhance the quality, availability and carrying capacity of existing cricket pitches to meet current and future needs of clubs. |
| PROVIDE Page 295 | <ol style="list-style-type: none"> 1. Provide new cricket pitch provision commensurate to new population provided by housing development in line with the strategic need for facilities in the Sub Areas. 2. There is a need to ensure that if a cricket club folds or disbands in the South Cambridgeshire District Council area that the cricket facility is not left to deteriorate. The demise of a club or facility needs to be brought to the attention of the monitoring group of this Playing Pitch Strategy so the facilities can be offered to an alternative cricket club in the City of Cambridge or South Cambridgeshire District Council area. 3. There is a need to provide the appropriate facilities to meet the needs of local cricket clubs. |

Table 8.3: South Cambridgeshire Priority Sport Specific Actions - Rugby

| | |
|----------------|---|
| PROTECT | <ol style="list-style-type: none"> 1. Protect all rugby pitches in the City of Cambridge and South Cambridgeshire District Council, unless suitable equivalent or better replacements are provided. |
| ENHANCE | <ol style="list-style-type: none"> 1. Enhance the quality, availability and carrying capacity of existing rugby pitches to meet current and future needs of clubs. Particular emphasis on improving maintenance, installing drainage and enhancing access to floodlit training facilities where planning will allow. |
| PROVIDE | <ol style="list-style-type: none"> 1. Provide for new drainage, floodlights and or changing provision commensurate to new population provided by new housing development in line with the strategic need for facilities in that location. 2. Consider the feasibility of a 3G rubber crumb IRB compliant pitch at Great Shelford (South Cambridgeshire District Council) with floodlighting. 3. Provide 3G IRB compliant pitch and a grass rugby pitch working with the developer at Northstowe. 4. Cambourne Back Lane 3G rubber crumb pitch will provide training for rugby only. The pitch will be of sufficient size but will not provide the required shock pad to be fully IRB compliant for competitive games of rugby to be played. 5. A further feasibility study should be undertaken in the future to provide when feasible a 3G rubber crumb floodlit IRB compliant pitch at Cambridge Rugby Club. |

Table 8.4: South Cambridgeshire Priority Sport Specific Actions - Hockey

| | |
|----------------|--|
| PROTECT | <ol style="list-style-type: none"> 1. Protect all suitable sand-based AGPs in the City of Cambridge and South Cambridgeshire District Council unless they have been identified as an oversupply to requirements as part of this Playing Pitch Strategy. 2. It is important to ensure that those AGPs used for hockey and provide community use have protected and prioritised peak time match slots and training slots for hockey use. 3. Ensure Community Use Agreements are in place with Education Establishments providing hockey – sand based - artificial grass pitches for community use. |
| ENHANCE | <ol style="list-style-type: none"> 1. Particular emphasis on ensuring sink funds are in place for sand based AGPs across Cambridge City Council and South Cambridgeshire District Council areas to ensure that carpets can be replaced and other works can be undertaken in the future. |
| PROVIDE | <p>England Hockey are satisfied that if the following 5 artificial grass hockey pitches can be provided then this is all that will be required for competitive hockey until 2031.</p> <ul style="list-style-type: none"> • Provision of 3 Artificial Grass Pitches for hockey at the University of Cambridge, Wilberforce Road (with community use agreement). Planning Application will be required. • Continued provision of Artificial Grass Pitch at Long Road for the City of Cambridge. • Provision of 1 Artificial Grass pitch for hockey at Anglia Ruskin University – Howes Close (with community Use agreement) Planning application to be resubmitted. <p>There will be a continued requirement to provide school artificial grass pitches at Northstowe for school use and outreach development of hockey by the main hockey clubs with schools etc. in the future. These facilities will be determined by new school developments and the school’s individual requirements.</p> |

SOUTH CAMBRIDGESHIRE ACTION PLAN

- 8.4. The tables below identify the general Planning Policy recommendations, Playing Pitch Strategy Development recommendations, and the general actions which are followed by the sub area site by site action plan.
- 8.5. The actions are given priorities and relevant potential delivery partners are highlighted. By being highlighted as a potential delivery partner, partners are not obligated to fund or facilitate the action but they should be involved in the project.
- 8.6. There is no guarantee that the Action Plans will be delivered but they do suggest the best way of resolving the issue. There are no guarantees that these solutions would gain planning permission as all planning applications are considered on their own merits.
- 8.7. The action plans are given a priority:
- **Priority 1. Delivered against or worked towards within three years (ahead of the first full review of the Playing Pitch Strategy)**
 - **Priority 2. Delivered within 6 years**
 - **Priority 3. No specific date – In many instances the action is a general support for clubs or other bodies to progress with ground improvements and is not necessarily an action the Council or the Playing Pitch Steering Group have control over.**

MONITORING AND REVIEW

- 8.8. It is important that the Council maintains a live strategy with the assistance of the PPS Steering Group. This will be achieved by:
- **Monitoring the delivery of the recommendations and actions.**
 - **Providing up to date annual supply and demand for pitch stock.**
 - **Addressing changing trends and formats for the different pitch sports as they develop and monitoring participation of these changes and trends.**
- 8.9. The on-going monitoring of the strategy will be led by Cambridge City Council and South Cambridgeshire District Council and will involve stakeholders from the Playing Pitch Strategy Group. The Strategy will be updated every 5 years in line with the Local Planning process.
- 8.10. The table below provides general Planning Policy recommendations and Playing Pitch Strategy Development recommendations. The Playing Pitch Strategy Development recommendations address the deficiencies of grass pitch provision.

Table 8.5: South Cambridgeshire Planning Policy and Playing Pitch Strategy Development

| GENERAL PLANNING & PLAYING PITCH STRATEGY DEVELOPMENT | ACTION |
|--|--|
| <p>PPSSC 1. General Recommendations for Planning</p> | <p>Agree the following Actions for the Local Plan</p> <ul style="list-style-type: none"> • Ensure Local Plan Planning Policy, is in accordance with the NPPF, which seeks to protect playing pitches unless the loss resulting from the proposed development would be replaced by equivalent or better provision in terms of quantity and quality in a suitable location; or the development is for alternative sports and recreational provision, the needs for which clearly outweigh the loss. • On new developments such as Northstowe, the new town north of Waterbeach, and Bourn Airfield new village which are proposed to continue to develop beyond the timespan of this Playing Pitch Strategy 2031 there is a need to work with the NGBs Football, Cricket and Rugby to provide a Facility Calculator based on the team generation rates within the playing pitch strategy to identify future playing pitches required. This should be reviewed as future phases go through the planning application process. • Planning consent should include appropriate conditions and/or be subject to CIL or a Section 106 Agreement to secure new or improved facilities. Where developer contributions are applicable a Section 106 Agreement must be completed specifying the amount and timing of sums to be paid. • The Infrastructure Delivery Plan and the Community Infrastructure Levy Charging Schedule should include projects for investment in playing pitch facility provision and maintenance for sites as identified in the Site by Site Action Plans. • Where new pitches are provided changing rooms should be located on site as a minimum for adult use including provision for women and girls or as a minimum toilet facilities should be provided for junior and mini football use including toilets for women and girls. • Where schools and colleges seek planning permission for outdoor playing pitches and/or artificial grass pitches the planning conditions must stipulate a formal community use agreement is put in place with the School or College and the Local Authority to provide for community use of the facility. |
| <p>PPSSC 2. General Recommendations Playing Pitch Strategy Development</p> | <p>The Local Authority should work in partnership with:</p> <ul style="list-style-type: none"> • South Cambridgeshire Parish Councils • Football Association Regional Investment and Facilities manager and Cambridgeshire Football Association. • England and Wales Cricket Board Facilities and Investment Manager and Cambridgeshire Cricket • Rugby Football Union Investment and Facilities Manager • England Hockey Relationship Manager for Cambridgeshire • Sport England <p>Short Term Action by September 2016:</p> <ul style="list-style-type: none"> • The LPAs will continue working with the Playing Pitch Strategy Steering Group. The Steering Group will monitor and review the PPS and site action plans on a six monthly basis. <p>Short Term Action September 2016 - Long Term Action April 2018:</p> <ul style="list-style-type: none"> • The action plan from the PPS should be implemented by the Local Authorities with the assistance of the Steering Group. <p>The Local Authorities in partnership with the Steering Group should continue to:</p> <ul style="list-style-type: none"> • Monitor the delivery of the recommendations and actions. • Provide up to date annual supply and demand for pitch stock. • Address changing trends and formats for the different pitch sports as they develop and monitor participation of these changes and trends. <p>The on-going monitoring of the strategy will be led by the Local Authorities and will be linked to the Playing Pitch Strategy Group. The Strategy will be updated every 5 years or in line with Local Plan reviews.</p> |

8.11. General Actions are provided in the tables below. The General Action Plan addresses how to deal with deficiencies of grass pitches up to 2031.

Table 8.6: South Cambridgeshire General Actions Football

| ACTION PLAN REFERENCE | SITE | ISSUE | ACTION | PRIORITY | RESPONSIBILITY |
|-----------------------|------|--|---|----------|------------------------------|
| PPSSCG1 FOOTBALL | | <p>Provision of Football Pitches to meet future demand up to 2031 (Including areas of growth):</p> <p>North Area:</p> <p>When considering current supply, the number of required pitches at peak time of play, strategic reserve and latent demand. There is a current over supply and under supply of:</p> <ul style="list-style-type: none"> • Over supply of 19 adult pitches, 4 mini soccer 7 v 7 pitches and 4 mini soccer 5 v 5 pitches. • The under supply of 4 junior 11 v 11 pitches and 5 junior 9 v 9 pitches. <p>Removal of Unsecured Community Use Pitches from the supply of football pitches – North Area</p> <p>When the number of pitches in the North Area that are providing unsecured community use are removed from the supply of football pitches there is an oversupply and under supply of:</p> <ul style="list-style-type: none"> • Over supply of 14 adult pitches. • Under supply of 10 junior 11 v 11 pitches and 11 junior 9 v 9 pitches, 3 mini soccer 7 v 7 pitches and 2 mini soccer 5 v 5 pitches. <p>North Area - Population Growth identifies the need for the following additional pitches:</p> <ul style="list-style-type: none"> • 12 adult pitches • 6 junior 11 v 11 pitches • 10 9 v 9 pitches • 8 mini soccer 7 v 7 pitches • 1 mini soccer 5 v 5 pitch | <p>Action required to mitigate under supply.</p> <p>North Area:</p> <p>The under supply of junior pitches and junior 9 v 9 pitches can be met by re marking of 7 adult pitches.</p> <p>The under supply of 9 v 9 pitches can also be partially met by the remarking of adult pitches. An adult pitch can be marked to provide 2 9 v 9 junior pitches.</p> <p>Removal of Unsecured Community Use Pitches from the supply of football pitches – North Area</p> <p>The 14 adult pitches can provide for the 9 junior 11 v 11 pitches and the 10 9 v 9 pitches (2 9 v 9 for 1 adult pitch). There would still be an under supply to be found of:</p> <ul style="list-style-type: none"> • 3 mini soccer 7 v 7 pitches and 2 mini soccer 5 v 5 pitches. <p>This identifies the need to have in place formal community use agreements with education sites across South Cambridgeshire District Council and to ensure the number of current pitches are maintained in case they are required as replacement for the unsecured pitches in the future.</p> <p>North Area - Population Growth</p> <p>Agreement has been reached on pitches to be provided at Northstowe:</p> <p>4 adult pitches, 6 junior 11 v 11 pitches, 6 mini soccer 7 v 7 pitches and 2 3G rubber crumb pitches.</p> <p>The PPS has suggested provision for other development areas in the North Area that have population projections included until 2031.</p> <p>Whilst these should be refined through the planning application process, including taking account of the dwellings mix of the development at the detailed planning stage, the football pitch requirements have been suggested by using the FA Housing Calculator for:</p> <ul style="list-style-type: none"> • 1000 homes at Darwin Green 2 (Land between Huntingdon Road and Histon Road) 1 adult pitch, 1 9 v 9 pitch and 1 7 v 7 pitch • 2050 homes at Waterbeach - 2 adult pitch, 1 junior 11 v 11, 2 9 v 9 | 1 - 3 | Playing Pitch Steering Group |

| ACTION PLAN REFERENCE | SITE | ISSUE | ACTION | PRIORITY | RESPONSIBILITY |
|-----------------------|------|--|---|----------|----------------|
| | | <p>South East Area:</p> <p>When considering current supply, the number of required pitches at peak time of play, strategic reserve and latent demand. There is a current over supply and under supply of:</p> <ul style="list-style-type: none"> • Over supply of 7 adult pitches and 1 mini soccer 7 v 7 pitch. • Under supply of 4 junior 11 v 11 pitches and 1 junior 9 v 9 pitch. <p>Removal of Unsecured Community Use Pitches from the supply of football pitches – South East Area</p> <p>When the number of pitches that are providing unsecured community use are removed from the supply of football pitches there is an oversupply and under supply of:</p> <ul style="list-style-type: none"> • Over supply of 3 adult pitches. • Under supply of 4 junior 11 v 11 pitches, 1 junior 9 v 9 pitch and 7 mini soccer 7 v 7 pitches. <p>South East Area - Population Growth to 2031 identifies the need for the following additional pitches:</p> <ul style="list-style-type: none"> • 2 adult pitches • 2 junior 11 v 11 pitches • 2 9 v 9 pitches • 3 mini soccer 7 v 7 pitches <p>South West Area:</p> | <p>pitches, 1 7 v 7 pitch and 1 5 v 5 pitch.</p> <p>The Northstowe development will be providing 2 3G artificial grass pitches and these 3G pitches will pick up the under supply of the 5 adult grass pitches and the 7 9 v 9 junior pitches.</p> <p>South East Area</p> <p>The under supply of junior pitches and a junior 9 v 9 pitch can be met by re marking of 5 adult pitches.</p> <p>Removal of Unsecured Community Use Pitches from the supply of football pitches – South East Area</p> <p>The 3 adult pitches can provide for the 3 junior 11 v 11 pitches. There would still be an under supply to be found of:</p> <ul style="list-style-type: none"> • 1 junior 11 v 11 pitch, 1 9 v 9 pitches, and 7 mini soccer 7 v 7 pitches. <p>This identifies the need to have in place formal community use agreements with education sites across South Cambridgeshire District Council.</p> <p>South East Area - Population Growth</p> <p>The PPS has suggested provision for development areas in the South East Area that have population projections included until 2031.</p> <p>The football pitch requirements have been suggested by using the FA Housing Calculator for:</p> <ul style="list-style-type: none"> • 1300 homes at Cambridge East - Wing – 1 adult pitch, 1 junior 11 v 11, 1 9 v 9 pitch and 1 7 v 7 pitch. • 540 homes at Sawston – provision of 1 adult pitch which can be used as a flexible football pitch space for the different types of football. • 420 homes at Cherry Hinton – provision 1 junior 11 v 11 pitch which can be used as a flexible football pitch space for the different types of football. <p>There will still be a shortfall of 2 9 v 9 junior pitches and 2 mini soccer 7 v 7 pitches. The new development of a 3G pitch at Cambridge City Football Club will meet the requirements of these pitches.</p> <p>South West Area</p> | | |

| ACTION PLAN REFERENCE | SITE | ISSUE | ACTION | PRIORITY | RESPONSIBILITY |
|-----------------------|------|---|---|----------|----------------|
| | | <p>When considering current supply, the number of required pitches at peak time of play, strategic reserve and latent demand. There is a current over supply and under supply of:</p> <ul style="list-style-type: none"> • Over supply of 14 adult pitches and 2 mini soccer 5 v 5 pitches. • Under supply of 3 junior 11 v 11 pitches and 3 junior 9 v 9 pitches and 1 mini soccer 7 v 7 pitch. <p>Removal of Unsecured Community Use Pitches from the supply of football pitches – South West Area</p> <p>When the number of pitches that are providing unsecured community use are removed from the supply of football pitches there is an oversupply and under supply of:</p> <ul style="list-style-type: none"> • Over supply of 11 adult pitches. • Under supply of 6 junior 11 v 11 pitches, 5 junior 9 v 9 pitch and 4 mini soccer 7 v 7 pitches. <p>South West Area - Population Growth to 2031 identifies the need for the following additional pitches:</p> <ul style="list-style-type: none"> • 4 adult pitches • 2 junior 11 v 11 pitches • 2 9 v 9 pitches • 2 mini soccer 7 v 7 pitches • 1 mini soccer 5 v 5 pitch | <p>The under supply of junior pitches, junior 9 v 9 pitches and a mini soccer 7 v 7 pitch can be met by re marking of 5 adult pitches.</p> <p>Removal of Unsecured Community Use Pitches from the supply of football pitches – South West Area</p> <p>Adult pitches (6) can be remarked to provide for the 6 junior 11 v 11 pitches and 3 more adult pitches can be re marked to provide for the 5 junior 9 v 9 pitches (1 adult pitch equates to 2 junior 9 v 9 pitches).</p> <p>An adult pitch can be reconfigured to provide for a mini soccer 7 v 7 pitch. There are sufficient pitches in the South West Area to meet the needs of football if the unsecured community use pitches were withdrawn from use.</p> <p>South West Area - Population Growth</p> <p>The PPS has suggested provision for development areas in the South West Area that have population projections included until 2031.</p> <p>The football pitch requirements have been suggested by using the FA Housing Calculator for:</p> <ul style="list-style-type: none"> • 1200 homes at Cambourne West – 1 adult pitch, 1 junior 11 v 11, 1 9 v 9 pitch 1 7 v 7 pitch • 1360 homes at Bourn Airfield new settlement – 1 adult pitch, 1 junior 11 v 11, 1 9 v 9 pitch, 1 7 v 7 pitch and 1 5 v 5 pitch. <p>There will still be a shortfall of 2 adult pitches.</p> <p>This will be covered by a S106 agreement to provide an adult football pitch at Toft and the 3G pitch at Cambourne.</p> | | |

Table 8.7: South Cambridgeshire General Actions Cricket

| ACTION PLAN REFERENCE | SITE | PRIORITY SITES/ISSUE | ACTION | PRIORITY | RESPONSIBILITY |
|------------------------------------|------|---|--|--------------|---------------------------|
| <p>PPSSCG2. CRICKET</p> | | <p>Provision of Cricket Pitches to meet future demand 2031:</p> <p>North Area - Latent Demand</p> <p>There is latent demand for 117 adult cricket games and 48 junior cricket games = 165 game.</p> <p>North Area: Future Population</p> <p>The future population team generation rates show a need for 117 adult games and 56 junior games.</p> <p>South West Area - Latent Demand</p> <p>The latent demand is 65 adult games and 12 junior games.</p> <p>South West Area - Future Population:</p> <p>The demand from team generation rates is 134 games.</p> <p>South East Area - Latent Demand:</p> <p>The latent demand is for 51 games.</p> <p>South East Area - Future Population</p> <p>Team generation rates identify a need for 77 games.</p> | <p>North Area - Latent Demand</p> <p>There is currently underplay of 48 games in the North Area.</p> <p>There are currently 2 squares not used Papworth Everard (10 pitches) and Waterbeach (9 pitches). These 2 squares can provide 95 games. This leaves 22 games to be found from underplay of 48 games in the North Area.</p> <p>North Area Future Population</p> <p>The Northstowe Phase 2 is planned to provide an 8 pitch square with a non-turf wicket.</p> <p>There is still a need for a further 2 grass cricket squares with 8 pitches on each. It is suggested that one of these squares is provided at Longstanton and a second square as part of the earlier phases of the Waterbeach New Town Development.</p> <p>South West Area - Latent Demand</p> <p>There is under play of 250 games currently and this will take the under play down to 173 games. The clubs with identified latent demand have sufficient pitch supply to meet the latent demand. The exception to this would be Cambourne CC. Cambourne CC will require additional pitch space elsewhere.</p> <p>South West Area - Future Population</p> <p>An 8 pitch grass square can accommodate 40 games. On this basis there would be a need for 3 cricket squares and a non-turf pitch.</p> <p>The development in West Camborne should provide an 8 pitch square. Development at Bourn Airfield should include provision for cricket. Hauxton Parish Council are developing an old industrial sports club ground that will provide 1 cricket square.</p> <p>South East Area - Latent Demand:</p> <p>There is currently underplay of 146 games. The clubs that have identified latent demand have sufficient capacity to meet the needs of the new teams. The exception being Fulbourn Institute CC that will require additional pitches elsewhere. This could be Stapleford Recreation Ground which is being used as an overflow pitch for clubs with 3rd and 4th teams on a Saturday.</p> <p>Future Population</p> <p>The demand is for 77 games. Working on the basis of 8 pitches per cricket square there is a need for 2 additional squares.</p> | <p>1 - 3</p> | <p>PPS Steering Group</p> |

| ACTION PLAN REFERENCE | SITE | PRIORITY SITES/ISSUE | ACTION | PRIORITY | RESPONSIBILITY |
|---|------|---|--|----------|--------------------|
| | | | <p>There is a disused cricket site at London Road Six Mile Bottom that could be brought back into use. The site would provide 30 games. This leaves 47 games.</p> <p>Enhancements to the quality of facilities at Stow Cum Quy Recreation Ground and Balsham Recreation Ground would provide the remaining 47 games required using existing under play.</p> | | |
| <p>PPSSCG3 RUGBY</p> | | <p>Rugby</p> <p>North Area: There is no identified latent demand. The population growth has identified additional need by 2031 for 1.5 adult match equivalent s, 1.5 junior match equivalentents and 1.5 mini/midi pitch equivalentents.</p> <p>South East Area: There is latent demand for 0.5 match pitch equivalentents and future population demand for 0.75 match pitch equivalentents.</p> <p>There is currently overplay of the Shelford Rugby Club pitches for midweek training to the equivalent of 6 pitches. This has an impact on the quality of pitch provision for matches.</p> <p>South West Area: There is no requirement to provide additional grass rugby pitch space in the South West Area.</p> | <p>Rugby</p> <p>North Area: A full size adult rugby pitch and 3G rubber crumb pitch IRB compliant is being provided as part of the Northstowe Phase 1 development. The grass rugby pitch should be adjacent to the 3G rubber crumb. These 2 pitches will meet the needs of rugby in the North Area. Renegades Rugby Club to become the anchor rugby club at the Northstowe Rugby AGP.</p> <p>With the development of Waterbeach (as a whole town) a Facility Calculator should be used to identify the rugby pitch requirement for the development and then Off-site funding should be used to upgrade the nearest existing rugby facilities.</p> <p>South East Area: There are currently sufficient rugby pitches for match play in the South West Area 4 pitch equivalentents to meet future latent and population demand.</p> <p>There is a requirement to support the development of a 3G rubber crumb IRB compliant pitch at Shelford Rugby Club to negate the training match equivalent over play.</p> <p>South West Area: Off-site funding should be used to upgrade the nearest existing rugby club.</p> | 3 | PPS Steering Group |
| <p>PPSSCG4 HOCKEY</p> | | <p>There are currently no hockey clubs in South Cambridgeshire with the exception of the possibility of Anglia Ruskin University teams playing at Howes Close if a Hockey AGP is provided at this ground in the future.</p> <p>England Hockey have made it quite clear that the facilities needed for Hockey across the City of Cambridge and South Cambridgeshire up to and beyond 2031 are:</p> <p>3 Hockey AGPs Cambridge University Wilberforce Road.</p> <p>Long Road Sixth Form College Hockey AGP.</p> <p>1 Hockey AGP Howes Close Anglia Ruskin University.</p> <p>There are currently only 3 facilities that offer secured community use match slots for hockey games on a Saturday. These are all located in Cambridge at Wilberforce Road which caters for the University matches, Long Road Sixth</p> | <p>The proposal to provide 3 AGP facilities at the Cambridge University Wilberforce Road Sports Ground would provide for 12 match slots on a Saturday.</p> <p>The proposal for a new hockey AGP facility at Howes Close for the Anglia Ruskin University providing a community use agreement would provide for a further 4 match slots.</p> <p>With Long Road Sixth Form College providing 4 match slots on a Saturday, Wilberforce road 12 match slots and Howes Close 4 match slots. This allows for a total of 20 match slots.</p> <p>This provision of 3 AGPs at Wilberforce road, 1 AGP at Long Road Sixth Form College and 1 AGP at Howes Close, allows for the Coldhams Common AGP surface to be changed to a 3G rubber Crumb surface. This would meet the need and demand for 3G rubber crumb facilities in the City of Cambridge and South Cambridgeshire. England Hockey are fully supportive of the above requirements and believe</p> | 1 | PPS Steering Group |

| ACTION PLAN REFERENCE | SITE | PRIORITY SITES/ISSUE | ACTION | PRIORITY | RESPONSIBILITY |
|--|------|--|---|----------|--------------------|
| | | <p>Form College and Coldham's Common (Abbey Leisure Centre)</p> <p>These 3 sites offer 12 match slots on a Saturday. With the current 16 match slots required and a further 3 match slots on a Saturday to meet future demand equals 19 match slots required on a Saturday.</p> | <p>the 5 AGPs are sufficient facilities for Hockey in the City of Cambridge and that there is no further need for Hockey facilities in South Cambridgeshire apart from the agreed development of an AGP at Northstowe to 2031 for community hockey.</p> | | |
| <p>PPSSC G5 ARTIFICIAL GRASS PITCHES (RUBBER CRUMB) – CITY OF CAMBRIDGE AND SOUTH CAMBRIDGESHIRE DISTRICT COUNCIL</p> | | <p>North Area South Cambridgeshire - There are no full size 3G rubber crumb pitches in the North Area. There are 2 50m x 35m 3G rubber crumb pitches at Over and Bar Hill and a third pitch at Cottenham 60 x 40. The need has been identified by applying FA team ratios to the sub areas and identifying where a 3G rubber crumb pitch is needed.</p> | <p>Following discussion and agreement with the FA, the following are the preferred development options for 3G rubber crumb pitches to cover the North Area of South Cambridgeshire.</p> <p>Northstowe Phase 1 in South Cambridgeshire will provide a 3G rubber crumb pitch that will be IRB compliant and Northstowe Phase 2 will provide an additional 3G rubber crumb pitch.</p> <p>The FA also supports the development of a 3G rubber crumb pitch at Anglia Ruskin (Howe Close) with a community use agreement in place.</p> <p>This facility will support the needs of both North Cambridge in the City of Cambridge and South Cambridgeshire North area.</p> <p>It is proposed to change the surface of the Abbey Leisure Centre sand dressed pitch to a 3G rubber crumb. This pitch would then support the needs of the City of Cambridge and the North Area of South Cambridgeshire.</p> <p>An additional 3G rubber crumb pitch will be provided as part of the North West Cambridge Development. This pitch would support the needs of the City of Cambridge and the North Area of South Cambridgeshire.</p> <p>If funding becomes available, the FA have identified a need for a 9 v 9 3G rubber crumb pitch along the A14 corridor Histon /Milton.</p> <p>Future developments at Waterbeach and possibly later phases at Northstowe will require full size 3G rubber crumb facilities. Ongoing discussions with developers and the PPS Steering Group monitoring the Playing Pitch Strategy will consider and provide advice appropriately in the future.</p> | 1 - 3 | PPS Steering Group |
| | | <p>South East Area South Cambridgeshire - Linton has a 3G rubber crumb pitch (Full size) and Fullbourn 40m x 25m.</p> <p>There is a 3G rubber crumb pitch at Haverhill that supports needs through to Linton.</p> | <p>Following discussion and agreement with the FA, the following are the preferred development options for 3G rubber crumb pitches to cover the South East Area of South Cambridgeshire.</p> <p>Planning permission has been agreed for a 3G rubber crumb full size pitch at the new Cambridge City Ground in Sawston.</p> <p>This will also provide community use. This will provide along with the Linton 3G rubber crumb pitch 2 3G rubber crumb pitches in the South East Area of Cambridgeshire.</p> <p>The 3G rubber crumb pitch at Haverhill outside the South Cambridgeshire</p> | 1 | |

| ACTION PLAN REFERENCE | SITE | PRIORITY SITES/ISSUE | ACTION | PRIORITY | RESPONSIBILITY |
|-----------------------|------|--|--|----------|--------------------|
| | | | District Council boundary, is considered to support the needs of football clubs through to Linton by the FA. | | |
| | | <p>South West Area South Cambridgeshire – There is a full size 3G rubber crumb pitch at Comberton Leisure Centre.</p> <p>The FA are developing 3G rubber crumb pitch in Biggleswade and these will support areas in South Cambridgeshire particularly around Steeple Morden</p> | <p>Following discussion and agreement with the FA, the following are the preferred development options for 3G rubber crumb pitches to cover the South West Area of South Cambridgeshire.</p> <p>There is a planned full size 3G rubber crumb pitch to be placed in Cambourne. This with Comberton Leisure Centre would provide 2 3G rubber crumb pitches in the South West Area of South Cambridgeshire.</p> <p>If funding becomes available, the FA would like to change the surface of the Bassingbourn Sports Centre artificial grass pitch to 3G rubber Crumb. England Hockey have no objection to this.</p> <p>In addition, there are discussions that are currently ongoing to replace a MUGA surface at Hardwick with a 3G rubber crumb surface.</p> | 1 - 3 | PPS Steering Group |
| | | <p>City of Cambridge North Area - There are no full size 3G rubber crumb pitches.</p> <p>Chesterton Sports Centre 60m x 40m (not full size) heavily used by clubs from South Cambridge.</p> | <p>Following discussion and agreement with the FA, the following are the preferred development options for 3G rubber crumb pitches to cover the North Area of the City of Cambridge.</p> <p>The PPS supports the development of a 3G rubber crumb pitch at Anglia Ruskin (Howe Close) with a community use agreement in place this facility will support the needs of North Cambridge and South Cambridgeshire North area.</p> <p>An additional 3G rubber crumb pitch will be provided as part of the North West Cambridge Development. This pitch would support the needs of the City of Cambridge and the North Area of South Cambridgeshire.</p> | 1 - 3 | PPS Steering Group |
| | | <p>City of Cambridge East Area - There are currently no full size 3G rubber crumb pitches.</p> <p>Coleridge Community College 32m x 50m 3G rubber crumb pitch.</p> | <p>Following discussion and agreement with the FA, the following are the preferred development options for 3G rubber crumb pitches to cover the East Area of the City of Cambridge.</p> <p>It is proposed to change the surface of the Abbey Leisure Centre sand dressed pitch to a 3G rubber crumb. This pitch would support the needs of the City of Cambridge in the North East and East and the North Area of South Cambridgeshire. There is no objection to this from England Hockey subject to the successful new development of ATPs at the University of Cambridge (Wilberforce Road).</p> | 1 | PPS Steering Group |
| | | <p>City of Cambridge South Area - There are currently no full size 3G rubber crumb pitches. Netherhall Community Sports Centre 60m x 40m (not full size)</p> | <p>Following discussion and agreement with the FA, the following is the preferred development options for 3G rubber crumb pitches to cover the South Area of the City of Cambridge.</p> <p>Long Road Sixth Form College plan to build a new 3G rubber crumb pitch. This pitch should be supported as a new pitch. It will support the existing</p> | 1 | PPS Steering Group |

| ACTION PLAN REFERENCE | SITE | PRIORITY SITES/ISSUE | ACTION | PRIORITY | RESPONSIBILITY |
|-----------------------|------|--|--|----------|--------------------|
| | | | pitch at Netherhall Community Sports Hall. | | |
| | | City of Cambridge West and Central Area – There are currently no full size 3G rubber crumb pitches. | <p>Following discussion and agreement with the FA, the following is the preferred development options for 3G rubber crumb pitches to cover the South West Area of the City of Cambridge.</p> <p>New 3G rubber crumb pitch full size at Trumpington School will cover the South West Area of the City of Cambridge.</p> | 1 | PPS Steering Group |

THE GREATER CAMBRIDGE AREA ENCOMPASSING CAMBRIDGE CITY COUNCIL & SOUTH CAMBRIDGESHIRE DISTRICT COUNCIL
PLAYING PITCH STRATEGY

Table 8.8: South Cambridgeshire Site by site Action Plan

| SITE NAME / OWNERSHIP | STRATEGY | ACTION | PRIORITY | RESPONSIBILITY |
|--|----------------|---|----------|---|
| NORTH AREA | | | | |
| Swavesey Recreation Green | Protect | <ul style="list-style-type: none"> Ensure protection of this site as a playing field in the Local Plan | 1 | SCDC |
| | Enhance | | 1 | Parish Council/ Cambs FA |
| | Provide | <ul style="list-style-type: none"> Juniors are currently playing on adult football pitches – need to be flexible on football pitch sizes as age groups change. To meet latent demand adult pitches can be remarked as junior pitches | 3 | Parish Council Club FA |
| Bar Hill Community Primary School Page 307 | Protect | <ul style="list-style-type: none"> Ensure protection of this site as a playing field. – Junior Football Pitch | 1 | SCDC |
| | Enhance | | | |
| | Provide | | | |
| Bar Hill Recreation Ground | Protect | <ul style="list-style-type: none"> Ensure protection of this site as a playing field in the Local Plan | 1 | SCDC |
| | Enhance | <ul style="list-style-type: none"> Drainage Works have previously been carried out and there is a need to revisit these works. Consider renewing or refurbishing pavilion/changing rooms AGP carpet will require replacing in 2023 | 1 | Parish Council Cambs Cricket FA |
| | Provide | <ul style="list-style-type: none"> Currently junior play on adult pitches - there is a need to be flexible on pitch size as teams change. | 1 | Clubs Parish Council |
| Barton Recreation Ground | Protect | <ul style="list-style-type: none"> Ensure protection of this site as a playing field in the Local Plan | 1 | SCDC |
| | Enhance | | | |
| | Provide | | | |
| Cottenham & District Sports Centre | Protect | <ul style="list-style-type: none"> Ensure protection of this site as a playing field in the Local Plan | 1 | SCDC |
| | Enhance | <ul style="list-style-type: none"> 3G rubber crumb carpet will require replacement in 2018 | 3 | Education |
| | Provide | | | |
| Elsworth Recreation Ground - Elsworth Sports Club | Protect | <ul style="list-style-type: none"> Ensure protection of this site as a playing field in the Local Plan | 1 | SCDC |
| | Enhance | <ul style="list-style-type: none"> Elsworth Sports Club to discuss with the Parish Council extension of the car park. | 3 | Sports Club Parish Council FA EWCB |
| | Provide | | | |
| Fen Drayton Recreation Ground | Protect | <ul style="list-style-type: none"> Ensure protection of this site as a playing field in the Local Plan | 1 | SCDC |

THE GREATER CAMBRIDGE AREA ENCOMPASSING CAMBRIDGE CITY COUNCIL & SOUTH CAMBRIDGESHIRE DISTRICT COUNCIL
PLAYING PITCH STRATEGY

| SITE NAME / OWNERSHIP | STRATEGY | ACTION | PRIORITY | RESPONSIBILITY |
|--|----------------|--|----------|---------------------------------------|
| NORTH AREA | | | | |
| | Enhance | <ul style="list-style-type: none"> Consider renewing or refurbishing pavilion/changing rooms | 3 | Parish Council |
| | Provide | | | |
| Dry Drayton – Scotland Road (Solway Ground) Dry Drayton | Protect | <ul style="list-style-type: none"> Ensure protection of this site as a playing field in the Local Plan. Issues of security of tenure. | 1 | SCDC |
| | Enhance | <ul style="list-style-type: none"> Consider renewing or refurbishing pavilion/changing rooms | 3 | Parish Council |
| | Provide | | | |
| Girton College | Protect | <ul style="list-style-type: none"> Ensure protection of this site as a playing field in the Local Plan Seek a community use agreement to provide secure community use and protect the use of the playing facilities for community use. | 1 | SCDC |
| | Enhance | | | |
| | Provide | | | |
| Girton Recreation Ground | Protect | <ul style="list-style-type: none"> Ensure protection of this site as a playing field in the Local Plan | 1 | SCDC |
| | Enhance | <ul style="list-style-type: none"> Employ an agronomist to identify the improvements required to improve drainage and seek funds to carry out the work Sand dressed AGP carpet requires replacing ASAP | 1 | Parish Council |
| | Provide | <ul style="list-style-type: none"> Release of Anglia Ruskin University Football Team to their own ground at Howes Close would free up pitch space at this site. | | CSC FA Anglia Ruskin University |
| Histon & Impington Senior School Page 308 | Protect | <ul style="list-style-type: none"> Ensure protection of this site as a playing field in the Local Plan | 1 | SCDC |
| | Enhance | | | |
| | Provide | | | |
| Histon (Glass World Stadium) | Protect | <ul style="list-style-type: none"> Ensure protection of this site as a playing field in the Local Plan | 1 | SCDC |
| | Enhance | | | |
| | Provide | | | |
| Histon & Impington Recreation Ground | Protect | <ul style="list-style-type: none"> Ensure protection of this site as a playing field in the Local Plan | 1 | SCDC |
| | Enhance | <ul style="list-style-type: none"> Sand dressed AGP will require replacement 2016 | | Parish Council |
| | Provide | <ul style="list-style-type: none"> Junior teams appear to be playing on adult pitches need to be flexible as age groups change. | | Parish Council |
| Impington Sports Centre (Village College) | Protect | <ul style="list-style-type: none"> Ensure protection of this site as a playing field in the Local Plan | 1 | SCDC |

THE GREATER CAMBRIDGE AREA ENCOMPASSING CAMBRIDGE CITY COUNCIL & SOUTH CAMBRIDGESHIRE DISTRICT COUNCIL
PLAYING PITCH STRATEGY

| SITE NAME / OWNERSHIP | STRATEGY | ACTION | PRIORITY | RESPONSIBILITY |
|---|----------------|--|----------|---|
| NORTH AREA | | | | |
| | Enhance | | | |
| | Provide | | | |
| King George V Playing Fields (Cottenham Recreation Ground) | Protect | <ul style="list-style-type: none"> Ensure protection of this site as a playing field in the Local Plan | 1 | SCDC |
| | Enhance | | | |
| | Provide | <ul style="list-style-type: none"> Provision of shelter for teams and spectators for cricket pitch furthest away from Pavilion | 3 | Parish Council/Cricket Club |
| Pongstanton Recreation Ground | Protect | <ul style="list-style-type: none"> Ensure protection of this site as a playing field in the Local Plan | 1 | SCDC |
| | Enhance | <ul style="list-style-type: none"> Consider renewing or refurbishing pavilion/changing rooms | 3 | Parish Council/ Cricket Club/ Cambs Cricket |
| | Provide | <ul style="list-style-type: none"> There will be a need for an additional square. There is a possible additional site for provision of a square from the Home Farm Development. Club requires a mobile cage and non-turf pitch | 3 | SCDC / Parish Council, EWCB |
| The Green - Over | Protect | <ul style="list-style-type: none"> Ensure protection of this site as a playing field in the Local Plan | 1 | SCDC |
| | Enhance | <ul style="list-style-type: none"> Consider renewing or refurbishing pavilion/changing rooms | 3 | Parish Council |
| | Provide | | | |
| Over Community Centre | Protect | <ul style="list-style-type: none"> Ensure protection of this site as a playing field in the Local Plan | 1 | SCDC |
| | Enhance | <ul style="list-style-type: none"> 3G rubber crumb carpet replacing 2018 and renewing non turf cricket pitch | 1 | Over community Centre |
| | Provide | | | |
| Oakington Recreation Ground | Protect | <ul style="list-style-type: none"> Ensure protection of this site as a playing field in the Local Plan | 1 | SCDC |
| | Enhance | <ul style="list-style-type: none"> Sand filled MUGA will require carpet replacing 2022 | | Parish Council |
| | Provide | <ul style="list-style-type: none"> Will need to consider the impact of new pitches from Northstowe | 3 | |
| Milton Recreation Ground | Protect | <ul style="list-style-type: none"> Ensure protection of this site as a playing field in the Local Plan | 1 | SCDC |
| | Enhance | <ul style="list-style-type: none"> Sand dressed AGP will require replacing | 3 | Parish Council |
| | Provide | | | |
| Papworth Everard – Playing Fields | Protect | <ul style="list-style-type: none"> Ensure protection of this site as a playing field in the Local Plan | 1 | SCDC |
| | Enhance | | | |

THE GREATER CAMBRIDGE AREA ENCOMPASSING CAMBRIDGE CITY COUNCIL & SOUTH CAMBRIDGESHIRE DISTRICT COUNCIL
PLAYING PITCH STRATEGY

| SITE NAME / OWNERSHIP | STRATEGY | ACTION | PRIORITY | RESPONSIBILITY |
|---|----------------|---|----------|---|
| NORTH AREA | | | | |
| | Provide | <ul style="list-style-type: none"> Provide continued maintenance of this site and the Parish Council to work with EWCB to increase usage of the cricket facilities. Site should be used against the under supply in the North Area to meet future latent demand. | 1 | SCDC Parish Council EWCB |
| Swavesey Village College | Protect | <ul style="list-style-type: none"> Ensure protection of this site as a playing field in the Local Plan | 1 | SCDC |
| | Enhance | <ul style="list-style-type: none"> AGP sand filled carpet replacement required as well as replacing non turf cricket pitch | 3 | School |
| | Provide | | | |
| Waterbeach Recreation Ground | Protect | <ul style="list-style-type: none"> Ensure protection of this site as a playing field in the Local Plan. There is a need for the continued use of this facility as part of the plan to meet latent demand in the future. | 1 | SCDC |
| | Enhance | <ul style="list-style-type: none"> Employ an agronomist to identify the improvements required to improve drainage and seek funds to carry out the work | 2 | Parish Council/ Cambs Cricket |
| | Provide | | | |
| Orchard Park | Protect | <ul style="list-style-type: none"> Ensure protection of this site as a playing field in the Local Plan | 1 | SCDC |
| | Enhance | <ul style="list-style-type: none"> Sand filled AGP carpet replacement required 2020 | | Community Council |
| | Provide | | | |
| Willingham Recreation Ground | Protect | <ul style="list-style-type: none"> Ensure protection of this site as a playing field in the Local Plan | 1 | SCDC |
| | Enhance | <ul style="list-style-type: none"> Willingham Cricket Club cricket nets need replacing. Discussions need to be held between the football club and the cricket club over respect for the cricket square | 1 | Cricket Club and Cambs Cricket Cricket Club/Football Club/ Cambs Cricket /Cambs FA |
| | Provide | | | |
| Meadows Community Centre (Cambridge) | Protect | <ul style="list-style-type: none"> Ensure protection of this site as a playing field in the Local Plan | 1 | SCDC |
| | Enhance | | | |
| | Provide | | | |
| Sycamores Recreation Ground - Milton | Protect | <ul style="list-style-type: none"> Ensure protection of this site as a playing field in the Local Plan | 1 | SCDC |
| | Enhance | <ul style="list-style-type: none"> Consider renewing or refurbishing pavilion/changing rooms | 3 | Parish Council |
| | Provide | | | |
| Howes Close (Anglia Ruskin University) | Protect | <ul style="list-style-type: none"> Ensure protection of this site as a playing field in the Local Plan | 1 | SCDC |
| | Enhance | | | |

THE GREATER CAMBRIDGE AREA ENCOMPASSING CAMBRIDGE CITY COUNCIL & SOUTH CAMBRIDGESHIRE DISTRICT COUNCIL
PLAYING PITCH STRATEGY

| SITE NAME / OWNERSHIP | STRATEGY | ACTION | PRIORITY | RESPONSIBILITY |
|-----------------------|----------------|---|----------|--------------------------|
| NORTH AREA | | | | |
| | Provide | <ul style="list-style-type: none"> 3 G rubber crumb pitch full size and full size AGP for Hockey with new pavilion and floodlights. These facilities will support the 3G rubber crumb network across the City of Cambridge and South Cambridgeshire and support the strategic need for hockey provision across Cambridge and South Cambridgeshire. | 2 | Anglia Ruskin University |



APPENDICES

LIST OF APPENDICES

| | |
|---|-----------|
| APPENDIX 1: INDIVIDUAL SITE PLANS | 1 |
| CITY OF CAMBRIDGE | 2 |
| EAST AREA – INDIVIDUAL SITE ACTION PLANS | 2 |
| ABBEY LEISURE COMPLEX (COLDHAMS COMMON) | 2 |
| COLERIDGE COMMUNITY COLLEGE | 4 |
| COLERIDGE RECREATION GROUND | 5 |
| ROMSEY RECREATION GROUND | 7 |
| HILLS ROAD VI FORM COLLEGE | 8 |
| HILLS ROAD SIXTH FORM COLLEGE - CANTABRIGIAN RUGBY CLUB | 10 |
| FENNERS CRICKET GROUND | 12 |
| ST BEDE’S SCHOOL | 13 |
| NORTH AREA – INDIVIDUAL SITE PLANS | 14 |
| LOGAN’S MEADOW | 14 |
| CHESTERTON COMMUNITY COLLEGE SCHOOL | 15 |
| NORTH AREA | 15 |
| CHESTERTON RECREATION GROUND | 17 |
| JESUS COLLEGE – CAMBRIDGE UNIVERSITY | 19 |
| NORTH CAMBRIDGE ACADEMY SPORTS CENTRE | 20 |
| NUNS WAY RECREATION GROUND | 22 |
| SHIRLEY CENTRE, SHIRLEY SCHOOL | 23 |
| ST ALBANS RECREATION GROUND (ADJACENT TO MEADOWS COMMUNITY CENTRE SOUTH CAMBRIDGESHIRE) | 25 |
| SOUTH AREA - INDIVIDUAL SITE ACTION PLANS | 26 |
| NETHERHALL SCHOOL SPORTS CENTRE | 26 |
| THE PERSE PREPARATORY SCHOOL – UPPER AND LOWER SCHOOL AND GIRLS SCHOOL | 29 |
| LONG ROAD V1 FORM COLLEGE | 31 |
| ST MARYS SCHOOL PLAYING FIELDS SCHOOL | 33 |
| CAMBRIDGE UNIVERSITY PRESS (CASS CENTRE) | 34 |
| WEST CENTRAL AREA – INDIVIDUAL SITE PLANS | 47 |
| CAMBRIDGE RUGBY FOOTBALL UNION CLUB | 47 |
| PARKER’S PIECE | 49 |
| CORPUS CHRISTI SPORTS GROUND (UNIVERSITY COLLEGE) | 50 |
| DOWNING COLLEGE SPORTS GROUND (UNIVERSITY COLLEGE) | 51 |
| GONVILLE AND CAIUS (UNIVERSITY COLLEGE) | 53 |
| EMMANUEL COLLEGE (UNIVERSITY COLLEGE) | 54 |
| WILBERFORCE ROAD - UNIVERSITY OF CAMBRIDGE SPORTS GROUND | 55 |
| FITZWILLIAM COLLEGE | 57 |
| NEWNHAM COLLEGE (UNIVERSITY COLLEGE) | 59 |
| PEMBROKE COLLEGE SPORTS GROUND (UNIVERSITY COLLEGE) | 60 |
| KING’S AND SELWYN COLLEGE SPORTS GROUND (UNIVERSITY COLLEGE) | 62 |
| ST JOHN’S COLLEGE (UNIVERSITY COLLEGE) | 64 |
| TRINITY COLLEGE OLD FIELDS (UNIVERSITY COLLEGE) | 65 |
| TRINITY HALL SPORTS GROUND (UNIVERSITY COLLEGE) | 67 |
| CHURCHILL COLLEGE (UNIVERSITY COLLEGE) | 68 |
| QUEENS AND ROBINSON COLLEGE (UNIVERSITY COLLEGE) | 70 |
| THE LEYS SCHOOL | 71 |
| THE LEYS SPORTS COMPLEX – LATHAM ROAD | 72 |

APPENDICES

SOUTH CAMBRIDGESHIRE DISTRICT COUNCIL

73

NORTH AREA - SITE BY SITE INDIVIDUAL PLANS

73

| | |
|--|-----|
| SWAVESEY RECREATION GREEN | 73 |
| BAR HILL COMMUNITY PRIMARY SCHOOL | 75 |
| BAR HILL VILLAGE GREEN | 76 |
| BARTON RECREATION GROUND | 78 |
| COTTENHAM AND DISTRICT SPORTS CENTRE (VILLAGE SCHOOL) | 80 |
| ELSWORTH RECREATION GROUND – LEASED TO ELSWORTH SPORTS CLUB | 82 |
| FEN DRAYTON RECREATION GROUND | 84 |
| GIRTON RECREATION GROUND | 85 |
| HISTON AND IMPINGTON JUNIOR SCHOOL | 87 |
| HISTON (GLASS WORLD STADIUM) | 88 |
| HISTON AND IMPINGTON RECREATION GROUND | 89 |
| IMPINGTON SPORTS CENTRE VILLAGE COLLEGE | 91 |
| KING GEORGE V PLAYING FIELDS (COTTENHAM RECREATION GROUND) | 93 |
| LANDBEACH RECREATION GROUND | 95 |
| LONGSTANTON RECREATION GROUND | 96 |
| MILTON RECREATION GROUND | 98 |
| THE GREEN – OVER AND OVER COMMUNITY CENTRE | 100 |
| OVER COMMUNITY CENTRE | 102 |
| OAKINGTON RECREATION GROUND | 103 |
| PAPWORTH EVERARD PLAYING FIELDS | 105 |
| SWAVESEY VILLAGE COLLEGE | 107 |
| WATERBEACH RECREATION GROUND | 109 |
| ORCHARD PARK | 111 |
| WILLINGHAM RECREATION GROUND | 112 |
| MEADOWS COMMUNITY CENTRE (ADJACENT TO ST ALBANS RECREATION GROUND CITY OF CAMBRIDGE) | 114 |
| THE SYCAMORES RECREATION GROUND | 115 |
| DRY DRAYTON | 117 |
| GIRTON COLLEGE (UNIVERSITY COLLEGE) | 119 |

SOUTH WEST AREA - INDIVIDUAL SITE ACTION PLANS

120

| | |
|---|-----|
| ABINGTON RECREATION GROUND | 120 |
| BACK LANE PLAYING FIELDS (CAMBOURNE) | 122 |
| BOURN JUBILEE PLAYING FIELD | 124 |
| RECREATION GROUND – SOUTH END BASSINGBOURN | 125 |
| BASSINGBOURN PRIMARY SCHOOL | 127 |
| BASSINGBOURN VILLAGE COLLEGE | 128 |
| CALDECOTE HIGHFIELDS RECREATION GROUND | 129 |
| COMBERTON RECREATION GROUND | 131 |
| COTON RECREATION GROUND | 133 |
| ETERNIT SPORTS AND SOCIAL CLUB MELDRETH | 135 |
| EVERSDEN PLAYING FIELDS | 136 |
| FOWLMERE VILLAGE HALL AND RECREATION GROUND | 138 |
| FOXTON RECREATION GROUND | 140 |
| FOXTON SCHOOL | 142 |
| GAMLINGAY PLAYING FIELDS | 143 |
| GREAT CHISHILL PLAYING FIELDS | 145 |
| GULDEN MORDEN RECREATION GROUND | 146 |
| HARDWICK COMMUNITY PRIMARY SCHOOL | 147 |
| HARDWICK RECREATION GROUND | 148 |
| HARLTON RECREATION GROUND – THE ANGRY WASP OVAL | 150 |
| HASLINGFIELD RECREATION GROUND | 151 |
| HAUXTON RECREATION GROUND | 153 |
| MELBOURN RECREATION GROUND | 154 |
| MELBOURN VILLAGE COLLEGE | 155 |
| MELDRETH RECREATION GROUND | 157 |

APPENDICES

| | |
|--|-----|
| SHEPRETH RECREATION GROUND | 158 |
| STEEPLE MORDEN RECREATION GROUND | 159 |
| ORWELL RECREATION GROUND | 161 |
| LITLINGTON RECREATION GROUND – SOUTH STREET | 162 |
| LONGSTOWE CRICKET CLUB – LONGSTOWE RECREATION GROUND | 163 |
| BARRINGTON GREEN | 164 |
| ELITSLEY CRICKET CLUB | 165 |
| WHADDON CRICKET CLUB | 166 |
| GRANTA PARK | 167 |

SOUTH EAST AREA - INDIVIDUAL SITE ACTION PLANS 168

| | |
|--|-----|
| BALSHAM RECREATION GROUND | 168 |
| DUXFORD RECREATION GROUND | 170 |
| FEN DITTON RECREATION GROUND | 171 |
| FULBOURN RECREATION GROUND | 173 |
| GREAT SHELFORD RECREATION GROUND | 175 |
| SHELFORD RUGBY CLUB THE DAVEY FIELD CB22 5JJ | 177 |
| GREAT WILBRAHAM RECREATION GROUND | 179 |
| ICKLETON VILLAGE HALL GROUND | 181 |
| LINTON RECREATION GROUND | 183 |
| LINTON COMMUNITY SPORTS CENTRE (VILLAGE COLLEGE) | 185 |
| SAWSTON RECREATION GROUND (MILL LANE) | 187 |
| SAWSTON VILLAGE COLLEGE SPORTS CENTRE | 188 |
| STAPLEFORD PRIMARY SCHOOL | 190 |
| STAPLEFORD RECREATION GROUND | 191 |
| STOW CUM QUY RECREATION GROUND | 193 |
| TEVERSHAM RECREATION GROUND | 195 |
| WEST WICKHAM RECREATION GROUND | 197 |
| WEST WRATTING RECREATION GROUND | 198 |
| WALE RECREATION GROUND – LITTLE SHELFORD CC | 200 |
| THE LAWN - WHITTLESFORD | 202 |
| SPICERS SPORTS GROUND (SAWSTON) | 204 |
| LYNTON WAY RECREATION GROUND (SAWSTON) | 206 |
| BABRAHAM RECREATION GROUND | 207 |
| MILL GREEN CC – MILL GREEN | 208 |
| WILBRAHAM'S CRICKET CLUB – GREAT WILBRAHAMS | 209 |
| HORSEHEATH CRICKET CLUB – HAVERHILL ROAD HORSEHEATH | 211 |
| NEWTON CRICKET CLUB – FOWLMERE ROAD NEWTON | 212 |
| THRILOW CRICKET CLUB – FOWLMERE ROAD THRILOW | 213 |
| WESTON COLEVILLE CRICKET CLUB – THE GREEN WESTON COLEVILLE | 214 |

APPENDIX 2: PLAYING PITCH STRATEGY TECHNICAL APPENDIX 215

FOOTBALL 3G ARTIFICIAL GRASS PITCHES – CAMBRIDGE AND SOUTH CAMBRIDGESHIRE PLAYING PITCH STRATEGY ASSESSMENT 216

| | |
|-----------------------------------|-----|
| ARTIFICIAL GRASS PITCHES | 216 |
| TYPES OF ARTIFICIAL GRASS PITCHES | 216 |

SPORT ENGLAND FACILITY PLANNING MODEL – ARTIFICIAL GRASS PITCHES. 217

| | |
|---|-----|
| CITY OF CAMBRIDGE – SPORT ENGLAND FOOTBALL AND HOCKEY AGPs | 217 |
| SUMMARY OF SPORT ENGLAND CONCLUSIONS – CITY OF CAMBRIDGE | 218 |
| SOUTH CAMBRIDGESHIRE – SPORT ENGLAND FOOTBALL AND HOCKEY AGPs | 218 |
| SUMMARY OF SPORT ENGLAND CONCLUSIONS – SOUTH CAMBRIDGESHIRE | 219 |

CITY OF CAMBRIDGE AND SOUTH CAMBRIDGESHIRE AUDIT OF ARTIFICIAL GRASS PITCHES 220

APPENDICES

| | |
|--|------------|
| CITY OF CAMBRIDGE | 220 |
| PLAYING PITCH STRATEGY – AUDIT OF ARTIFICIAL GRASS PITCHES CITY OF CAMBRIDGE | 220 |
| SUMMARY OF NORTH AREA AGPs | 220 |
| SUMMARY OF EAST AREA AGPs | 221 |
| SUMMARY OF SOUTH AREA AGPs | 223 |
| SUMMARY OF WEST CENTRAL AREA AGPs | 224 |
| | |
| SOUTH CAMBRIDGESHIRE DISTRICT COUNCIL | 226 |
| SUMMARY OF NORTH AREA AGPs | 227 |
| SUMMARY OF SOUTH WEST AREA AGPs | 228 |
| | |
| CONCLUSIONS | 230 |
| CITY OF CAMBRIDGE - NORTH AREA | 230 |
| CITY OF CAMBRIDGE - EAST AREA | 231 |
| CITY OF CAMBRIDGE - SOUTH AREA | 231 |
| CITY OF CAMBRIDGE - WEST CENTRAL AREA | 232 |
| SOUTH CAMBRIDGESHIRE – SOUTH WEST AREA | 232 |
| SOUTH CAMBRIDGESHIRE - SOUTH EAST AREA | 233 |
| SOUTH CAMBRIDGESHIRE – NORTH AREA | 234 |

APPENDIX 1: INDIVIDUAL SITE PLANS

CITY OF CAMBRIDGE - SUB AREA –EAST AREA
FOOTBALL, CRICKET AND RUGBY

CITY OF CAMBRIDGE

EAST AREA – INDIVIDUAL SITE ACTION PLANS

| | |
|---|---|
| SITE NAME: | Abbey Leisure Complex (Coldhams Common) |
| SUB AREA: | East Area |
| SECURED/UNSECURED COMMUNITY USE: | Secured |




| | |
|---|--|
| PITCH SPORTS PLAYED ON THIS SITE | Football Hockey |
| TYPE OF PITCH AND QUALITY RATING: | 6 adult football pitches – ‘good’ rating 2 junior 9 v 9 football pitches – ‘standard’ 1 AGP – Sand filled – ‘good rating’ |
| TEAMS ON THIS SITE AND TIME OF PLAY: | <p>Adult Cambridge Diamonds U17 Sunday AM. Fulbourn Falcons U16 Sunday AM Fulbourn Falcons U15 Sunday PM Coldham Utd Saturday PM Romsey Rangers FC Sunday AM Coldham Dons FC Sunday AM Free Press Zebra Sunday AM Red Bull Newnham Veterans Sunday AM</p> <p>Capacity There are sufficient pitches for peak time use on a Sunday AM. Pitch capacity is for 18 games per week. Demand is for 5.5 games per week.</p> |

CITY OF CAMBRIDGE - SUB AREA –EAST AREA
 FOOTBALL, CRICKET AND RUGBY


| | |
|--------------------------------------|---|
| | <p>These pitches are currently underplayed by 12.5 games a week. Junior 9 v 9 No teams identified</p> <p>Pitch capacity is for 8 games per week. Demand is for 0 games per week. These pitches are currently underplayed by 8 games a week.</p> |
| MAJOR / STRATEGIC ISSUES: | There are a number of covenants/restrictions on this site which may hinder development of a further artificial grass pitch on the site. |
| MINOR / CLUB SPECIFIC ISSUES: | Clubs have stated the changing rooms are sufficient and that there is ample car parking. |
| ACTION PLAN OVERVIEW | |
| PROTECT | Ensure protection of this site as a playing field in the Local Plan |
| ENHANCE | In time convert 3 adult football pitches to 3 junior football pitches |
| PROVIDE | <p>AGP carpet due for renewal 2019.</p> <p>CCC to work in partnership with the FA to provide a 3G rubber crumb pitch at Abbey Leisure Centre by changing the current surface of the AGP to a 3G rubber crumb.</p> <p>This project relies on the development and provision of AGPs for hockey at the University of Cambridge Wilberforce Road and ARU's at Howe's Close.</p> |

CITY OF CAMBRIDGE - SUB AREA –EAST AREA
 FOOTBALL, CRICKET AND RUGBY

| | |
|---|---|
| SITE NAME: | Coleridge Community College |
| SUB AREA: | East |
| SECURED/UNSECURED COMMUNITY USE: | Secured |
|  | |
| PITCH SPORTS PLAYED ON THIS SITE: | Football |
| TYPE OF PITCH AND QUALITY RATING: | 1 adult football – ‘Standard’ rating |
| TEAMS ON THIS SITE AND TIME OF PLAY: | <p>Adult Football Abbey United Sunday – Sunday AM; St Andrews College – Saturday AM Surff Utd – Sunday AM</p> <p>Capacity There is sufficient available pitches at Peak Time. Capacity is 2 games per week. Demand is 1.5 games per week and the pitch is underplayed by 0.5 games per week.</p> |
| LATENT DEMAND | |
| MAJOR / STRATEGIC ISSUES: | |
| MINOR / CLUB SPECIFIC ISSUES: | |
| ACTION PLAN OVERVIEW | |
| PROTECT | This site needs to be protected as a playing pitch site in the local plan |
| ENHANCE | 3G rubber crumb carpet due to be replaced 2017 |
| PROVIDE | |

CITY OF CAMBRIDGE - SUB AREA –EAST AREA
 FOOTBALL, CRICKET AND RUGBY

| | |
|---|-----------------------------|
| SITE NAME: | Coleridge Recreation Ground |
| SUB AREA: | East |
| SECURED/UNSECURED COMMUNITY USE: | Secured |



| | |
|---|--|
| PITCH SPORTS PLAYED ON THIS SITE: | Football |
| TYPE OF PITCH AND QUALITY RATING: | 1 adult football – ‘Standard’ rating |
| TEAMS ON THIS SITE AND TIME OF PLAY: | |
| LATENT DEMAND | |
| MAJOR / STRATEGIC ISSUES: | |
| MINOR / CLUB SPECIFIC ISSUES: | |
| ACTION PLAN OVERVIEW | |
| PROTECT | This site needs to be protected as a playing pitch site in the local plan |
| ENHANCE | <p>Playing pitch surfaces and maintenance regime for junior games</p> <p>Upgraded Pavilion facility for enhanced and additional changing rooms and extended community room and kitchenette</p> <p>Additional storage</p> |

CITY OF CAMBRIDGE - SUB AREA –EAST AREA
FOOTBALL, CRICKET AND RUGBY

| | |
|----------------|--|
| PROVIDE | Improvements to the grass playing surface with a hard wearing grass seed, along with improved drainage. Outdoor Storage Additional changing rooms, referees facility, storage Club kitchenette and community multi use room |
|----------------|--|


CITY OF CAMBRIDGE - SUB AREA –EAST AREA
 FOOTBALL, CRICKET AND RUGBY

| | |
|---|--------------------------|
| SITE NAME: | Romsey Recreation Ground |
| SUB AREA: | East |
| SECURED/UNSECURED COMMUNITY USE: | Secured |



| | |
|---|---|
| PITCH SPORTS PLAYED ON THIS SITE: | Football |
| TYPE OF PITCH AND QUALITY RATING: | |
| TEAMS ON THIS SITE AND TIME OF PLAY: | None identified |
| LATENT DEMAND | |
| MAJOR / STRATEGIC ISSUES: | |
| MINOR / CLUB SPECIFIC ISSUES: | |
| ACTION PLAN OVERVIEW | |
| PROTECT | Ensure protection of this site as a playing field in the Local Plan |
| ENHANCE | Playing pitch surface for junior games |
| PROVIDE | Improvements to the grass playing surface with a hard wearing grass seed, along with improved drainage. |

CITY OF CAMBRIDGE - SUB AREA –EAST AREA
 FOOTBALL, CRICKET AND RUGBY

| | |
|--|---|
| SITE NAME: | Hills Road VI Form College |
| SUB AREA: | East |
| SECURED/UNSECURED COMMUNITY USE: | Secured |
|  | |
| PITCH SPORTS PLAYED ON THIS SITE: | Football and Cricket |
| TYPE OF PITCH AND QUALITY RATING: | 2 Adult Football – ‘Good’ rating 2 cricket field standard rating |
| TEAMS ON THIS SITE AND TIME OF PLAY: | <p>Adult Football Cambridge Celts U15 Sunday PM Cambridge Celts U14 Saturday AM Cherry Hinton Vets Saturday PM Cambridge City U15 Sunday PM</p> <p>Capacity There are sufficient pitches available at Peak Time Saturday PM The capacity is 4 games per week. Demand is 2 games per week. The pitch is underplayed by 2 games per week.</p> <p>Cricket Cam Kerala 1st X1 Saturday PM</p> |

CITY OF CAMBRIDGE - SUB AREA –EAST AREA
 FOOTBALL, CRICKET AND RUGBY

| | NUMBER OF PITCHES | NUMBER OF NON TURF | CAPACITY - GAMES | GAMES PLAYED: | | OVER PLAYED / UNDER PLAYED |
|--------------------------------------|--|--------------------|------------------|---------------|--------|----------------------------|
| | | | | SENIOR | JUNIOR | |
| CRICKET | 11 | 0 | 55 | 55 | 0 | 0 |
| LATENT DEMAND | | | | | | |
| MAJOR / STRATEGIC ISSUES: | | | | | | |
| MINOR / CLUB SPECIFIC ISSUES: | There are 3 junior clubs that appear to be playing on adult pitches. | | | | | |
| ACTION PLAN OVERVIEW | | | | | | |
| PROTECT | This site needs to be protected as a playing pitch site in the Local Plan. (See Rugby at this site below). | | | | | |
| ENHANCE | See rugby at this site below | | | | | |
| PROVIDE | See rugby at this site below | | | | | |

CITY OF CAMBRIDGE - SUB AREA –EAST AREA
 FOOTBALL, CRICKET AND RUGBY

| | |
|---|--|
| SITE NAME: | Hills Road Sixth Form College - Cantabrigian Rugby Club |
| SUB AREA: | North Area |
| SECURED/UNSECURED COMMUNITY USE: | Secured – Club lease the pitch in front of the clubhouse at Hills Road Sixth Form College and have use of a second pitch to the right of the clubhouse and next to a football pitch. The second pitch is also used by the school. The rugby club own the clubhouse and car park. |



| | |
|--|---|
| PITCH SPORTS PLAYED ON THIS SITE: | Rugby Union |
| PITCHES ON THIS SITE WITH QUALITY RATING: | <p>Rugby Union 2 senior rugby pitches. Pitch 1 in front of club house – M0/D1 capacity 1.5 games per week Pitch 2 M0/D1capacity (floodlit)1.5 games per week</p> |
| TEAMS ON THIS SITE AND TIME OF PLAY: | <p>3 senior teams</p> <p>Training Mid-Week match equivalents</p> <p>1.5 games per week</p> <p>Match Equivalents per week 1.5 games per week</p> <p>Mid-week Capacity per week = at capacity</p> <p>Weekend Match Capacity 2 Pitches M0/D1 x 1.5 games per week = 3 games per week Total games per week = 1.5 games per week. Weekend Capacity: Underplay 1.5 games per week = 1 pitch In reality with the school using the second pitch for school games there will be overplay mid-week.</p> |

CITY OF CAMBRIDGE - SUB AREA –EAST AREA
 FOOTBALL, CRICKET AND RUGBY

| | |
|--------------------------------------|---|
| LATENT DEMAND | Increase by 1 U18 team and an adult's team. |
| MAJOR / STRATEGIC ISSUES: | None |
| MINOR / CLUB SPECIFIC ISSUES: | The club wish to extend their clubhouse. |
| ACTION PLAN OVERVIEW | |
| PROTECT | Ensure protection of this site as a playing field in the Local Plan There is a need to ensure continuation of the lease of one rugby pitch and an agreement to use the second rugby pitch at this site to safeguard and protect community use of the playing pitch facilities in the future. |
| ENHANCE | Cantabrigians RFUC have plans to extend their clubhouse. There is a need to improve floodlighting for training if funding becomes available. |
| PROVIDE | |

CITY OF CAMBRIDGE - SUB AREA –EAST AREA
 FOOTBALL, CRICKET AND RUGBY


| | |
|---|---------------------------------|
| SITE NAME: | Fenners Cricket Ground |
| SUB AREA: | East |
| SECURED/UNSECURED COMMUNITY USE: | Not available for community use |



| | |
|---|--|
| PITCH SPORTS PLAYED ON THIS SITE: | Football and Cricket |
| TYPE OF PITCH AND QUALITY RATING: | 2 Adult Football – ‘good’ rating 1 Cricket Pitch – ‘good’ rating |
| TEAMS ON THIS SITE AND TIME OF PLAY: | Football No identified football teams Cricket The ground is only used for University of Cambridge Cricket – The ground held 27 matches in 2015. |
| MAJOR / STRATEGIC ISSUES: | |
| MINOR / CLUB SPECIFIC ISSUES: | |


| | |
|-----------------------------|---|
| ACTION PLAN OVERVIEW | |
| PROTECT | This site needs to be protected as a playing pitch site in the Local Plan |
| ENHANCE | |
| PROVIDE | |

CITY OF CAMBRIDGE - SUB AREA –EAST AREA
FOOTBALL, CRICKET AND RUGBY


| | |
|--|--|
| SITE NAME: | St Bede's School |
| SUB AREA: | East |
| SECURED/UNSECURED COMMUNITY USE: | Unsecured |
|  | |
| PITCH SPORTS PLAYED ON THIS SITE: | Football 1 mini soccer pitch 7 v 7 – 'good' rating (only pitch available for community use). |
| TEAMS ON THIS SITE AND TIME OF PLAY: | Mini Soccer 7 v 7 Cambridge Celts U9 Saturday AM There are sufficient pitches available at Peak Time Saturday AM Capacity is 6 games per week. Demand is 0.5 games per week. The pitch is underplayed by 5.5 games per week. |
| LATENT DEMAND | |
| MAJOR / STRATEGIC ISSUES: | |
| MINOR / CLUB SPECIFIC ISSUES: | |
| ACTION PLAN OVERVIEW | |
| PROTECT | Ensure protection of this site as a playing field in the Local Plan There is a need to put in place a Community Use Agreement for this facility to safeguard and protect community use of the playing pitch facilities in the future. |
| ENHANCE | |
| PROVIDE | |

CITY OF CAMBRIDGE - SUB AREA –NORTH AREA
FOOTBALL, CRICKET AND RUGBY

NORTH AREA – INDIVIDUAL SITE PLANS


| | |
|--|--|
| SITE NAME: | Logan's Meadow |
| SUB AREA: | North Area – East Chesterton |
| SECURED/UNSECURED COMMUNITY USE: | Secured |
|  | |
| PITCH SPORTS PLAYED ON THIS SITE: | Football |
| TYPE OF PITCH ON SITE AND QUALITY RATING: | 1 Junior football pitch – 'standard' rating |
| TEAMS ON THIS SITE AND TIME OF PLAY: | None Identified Capacity The capacity of this pitch is 2 games per week there is no identified demand. The pitch is currently under played by 2 games per week. |
| LATENT DEMAND | None Identified |
| MAJOR / STRATEGIC ISSUES: | |
| MINOR / CLUB SPECIFIC ISSUES: | There is a need to provide toilet facilities at this site as a minimum requirement and pitch drainage requires improvement. |
| ACTION PLAN OVERVIEW | |
| PROTECT | The site requires to be protected as a Playing Pitch Site in the Local Plan |
| ENHANCE | Pitch Drainage |
| PROVIDE | Minimum requirement to provide toilet facilities for male and females. |

CITY OF CAMBRIDGE - SUB AREA –NORTH AREA
FOOTBALL, CRICKET AND RUGBY

| | |
|---|--|
| SITE NAME: | Chesterton Community College School |
| SUB AREA: | North Area |
| SECURED/UNSECURED COMMUNITY USE: | Secured |
|  | |
| PITCH SPORTS PLAYED ON THIS SITE: | Football 3G Artificial Grass Pitch |
| TYPE OF PITCH ON SITE AND QUALITY RATING | 2 adult football pitches – ‘standard’ rating 1 3G pitch 60 x 40 floodlit ‘good’ rating refurbished 2010 |
| TEAMS ON THIS SITE AND TIME OF PLAY: | Adult City Life FC Saturday PM Arbury Academics Sunday AM There are sufficient pitches available at Peak time of use - Saturday AM and Sunday AM Pitch capacity is 4 games per week and demand is for 1 game per week. The pitch is under played by 3 games per week. |
| LATENT DEMAND | |
| MAJOR / STRATEGIC ISSUES: | |
| MINOR / CLUB SPECIFIC ISSUES: | |
| ACTION PLAN OVERVIEW | |
| PROTECT | The site requires to be protected as a Playing Pitch Site in the Local Plan |
| ENHANCE | 3G rubber crumb carpet due to be replaced 2020 |

| | |
|---------|---|
| | Pitch improvements and drainage |
| PROVIDE | <p>Floodlit Training Grass area</p> <ul style="list-style-type: none"> • Low level Lux floodlighting either permanent or temporary/moveable columns to provide floodlit grass training areas/pitches. • Improvements to the grass playing surface with a hard wearing grass seed, and/or introduction of artificial turf grown into the grass, along with improved drainage. <p>Outdoor Pitch Improvements</p> <ul style="list-style-type: none"> • On the Chesterton Playing field’s site improved drainage to the grass pitches to allow an increased number of games to be played on the range of grass pitches. • One pitch improved to meet FA club step 7 requirements. <p>Outdoor Storage</p> <ul style="list-style-type: none"> • Secure lock ups for outdoor equipment storage for clubs and organisations <p>Artificial Cricket Nets and Wicket</p> <ul style="list-style-type: none"> • To add on the Chesterton playing fields an artificial Cricket Wicket – • To add to the Chesterton playing fields site a minimum of three cricket nets <p>Maintenance Equipment</p> <ul style="list-style-type: none"> • For improved ground maintenance across the Academy site, to enable power sweeping and redressing of the 3G pitch. • Improved aeration and de-compaction of the grass pitches. • Scrubbing of the Tennis courts. <p>Improved access across the whole site</p> <ul style="list-style-type: none"> • To improve the access and car parking to the College site for the general public during College hours. To make clear identified routes to the facilities in public use and definition and segregation for secure areas to allow better access during school operational hours to improve the safeguarding of the school children whilst maximising daily public access. |


CITY OF CAMBRIDGE - SUB AREA –NORTH AREA
FOOTBALL, CRICKET AND RUGBY

| | |
|--|--|
| SITE NAME: | Chesterton Recreation Ground |
| SUB AREA: | North |
| SECURED/UNSECURED COMMUNITY USE: | Secured |
|  | |
| PITCH SPORTS PLAYED ON THIS SITE: | Football |
| TYPE OF PITCH ON SITE AND QUALITY RATING | 1 Adult Pitch – ‘good’ rating 1 mini soccer 5 v 5 – ‘good rating’ |
| TEAMS ON THIS SITE AND TIME OF PLAY: | <p>Adult Football Chesterton Eagles Saturday AM</p> <p>Mini Soccer 5 v 5 Chesterton Eagles U8 Saturday AM Chesterton Eagles U8 Saturday AM Chesterton Eagles U7 Saturday AM</p> <p>Capacity There are sufficient pitches available at Peak Time of use Saturday AM for adult and Mini Soccer 5 v 5</p> <p>The pitch capacity for adult football is 3 games per week. Demand is for 0.5 games per week. The pitch is currently under played by 2.5 games per week.</p> <p>The pitch capacity for Mini soccer 5 v 5 is 6 games per week. Demand is for 1.5 games per week.</p> <p>The pitch is currently underplayed by 4.5 games per week.</p> |
| LATENT DEMAND | Chesterton Eagle plan to increase teams by 1 mini soccer 5 v 5 team, 1 mini soccer 7 v 7 team and 1 junior 9 v 9 team. |
| MAJOR / STRATEGIC ISSUES: | Section 106 funding to extend changing rooms to include a club room. |

CITY OF CAMBRIDGE - SUB AREA –NORTH AREA
 FOOTBALL, CRICKET AND RUGBY

| | |
|--------------------------------------|--|
| MINOR / CLUB SPECIFIC ISSUES: | |
| ACTION PLAN OVERVIEW | |
| PROTECT | The site requires to be protected as a Playing Pitch Site in the Local Plan |
| ENHANCE | Changing rooms require extending to provide a club room and kitchenette, more toilets, junior changing spaces Re configuration of playing pitches to 11v 11 and 9 v 9. |
| PROVIDE | Improvements to the grass playing surface with a hard wearing grass seed, along with improved drainage. Changing room refurbishment and extension Outdoor Storage Secure lock ups for outdoor equipment storage for clubs and organisations |

CITY OF CAMBRIDGE - SUB AREA –NORTH AREA
 FOOTBALL, CRICKET AND RUGBY


| | |
|---|---|
| SITE NAME: | Jesus College – Cambridge University |
| SUB AREA: | North |
| SECURED/UNSECURED COMMUNITY USE: | Unsecured |
|  | |
| PITCH SPORTS PLAYED ON THIS SITE: | Football Cricket |
| TYPE OF PITCH ON SITE AND QUALITY RATING | 2 Adult Football – ‘good’ rating Cricket Square – ‘good’ rating |
| TEAMS ON THIS SITE AND TIME OF PLAY: | <p>Adult Football Jesus College 1 Saturday AM Jesus College 2 Saturday AM Jesus College 3 Saturday AM</p> <p>There are sufficient pitches available at Peak Time Saturday AM. The pitch capacity is 4 games per week. Demand is for 1.5 games per week. The pitches are underplayed by 2.5 games per week. Cricket – unknown – no clubs identified</p> |
| LATENT DEMAND | |
| MAJOR / STRATEGIC ISSUES: | |
| MINOR / CLUB SPECIFIC ISSUES: | |
| ACTION PLAN OVERVIEW | |
| PROTECT | <p>The site requires to be protected as a Playing Pitch Site in the Local Plan.</p> <p>Seek to provide a community use agreement for access</p> |
| ENHANCE | |
| PROVIDE | |

CITY OF CAMBRIDGE - SUB AREA –NORTH AREA
FOOTBALL, CRICKET AND RUGBY

| | |
|---|--|
| SITE NAME: | North Cambridge Academy Sports Centre |
| SUB AREA: | North |
| SECURED/UNSECURED COMMUNITY USE: | Secured |
| PITCH SPORTS PLAYED ON THIS SITE: | Football Cricket |
| TYPE OF PITCH ON SITE AND QUALITY RATING | 1 Adult Football Pitch – ‘Standard’ rating 4 mini soccer 7 v 7 - – ‘Standard’ rating 1 sand dressed artificial pitch with floodlights 40 x 24 – ‘standard’ rating 1 non turf cricket pitch – ‘standard’ rating |
| TEAMS ON THIS SITE AND TIME OF PLAY: | Adult Football NCI Reserves FC Sunday AM New Chesterton Institute FC Sunday AM Capacity There are sufficient adult pitches available at Peak Time Sunday AM. Pitch capacity is 2 games per week and demand is for 1 game per week. The pitch is underplayed by 1 game per week. There are no identified mini soccer teams on site. The pitch capacity is for 16 games per week and the pitches re underplayed by 16 games per week. |
| LATENT DEMAND | |
| MAJOR / STRATEGIC ISSUES: | |
| MINOR / CLUB SPECIFIC ISSUES: | |
| ACTION PLAN OVERVIEW | |
| PROTECT | The site requires to be protected as a Playing Pitch Site in the Local Plan. Seek to provide a community use agreement to any further developments on the site in-line with current secured arrangements |
| ENHANCE | Sand Dressed AGP carpet due for renewal 2020 |
| PROVIDE | Potential project from Section 106 or CIL funding Floodlit Training Grass area Low level Lux floodlighting either permanent or temporary/moveable columns to provide floodlit grass training areas/pitches. <ul style="list-style-type: none"> • Improvements to the grass playing surface with a hard wearing grass seed, and/or introduction of artificial turf grown into the grass, along with improved drainage. • Outdoor Storage |

| | |
|--|--|
| | <ul style="list-style-type: none">• Secure lock ups for outdoor equipment storage for clubs and organisations <p>Artificial Cricket Nets and Wicket</p> <ul style="list-style-type: none">• To add to the playing fields site a minimum of three cricket nets <p>Maintenance Equipment</p> <ul style="list-style-type: none">• For improved ground maintenance across the Academy site, to enable power sweeping and redressing of the 3G pitch.• Improved aeration and de-compaction of the grass pitches.• Scrubbing of the Tennis courts. |
|--|--|

CITY OF CAMBRIDGE - SUB AREA –NORTH AREA
 FOOTBALL, CRICKET AND RUGBY

| | |
|--|---|
| SITE NAME: | Nuns Way Recreation Ground |
| SUB AREA: | North |
| SECURED/UNSECURED COMMUNITY USE: | Secured |
|  | |
| PITCH SPORTS PLAYED ON THIS SITE: | Football |
| TYPE OF PITCH ON SITE AND QUALITY RATING | 1 adult football pitch – ‘good’ rating space for an additional pitch. |
| TEAMS ON THIS SITE AND TIME OF PLAY: | <p>Adult Football Arbury Aces U16 Sunday AM Chesterton Villa Sunday AM</p> <p>There are sufficient pitches available at Peak Time Sunday AM Pitch capacity is for 3 games per week. Demand is for 1 game per week and the pitch is underplayed by 2 games per week.</p> |
| LATENT DEMAND | |
| MAJOR / STRATEGIC ISSUES: | |
| MINOR / CLUB SPECIFIC ISSUES: | There is an U16 youth team playing on an adult pitch. |
| ACTION PLAN OVERVIEW | |
| PROTECT | The site requires to be protected as a Playing Pitch Site in the Local Plan |
| ENHANCE | Changing room provision, and kitchentte |
| PROVIDE | Seek to provide correct pitch size for U16 team. |

CITY OF CAMBRIDGE - SUB AREA –NORTH AREA
 FOOTBALL, CRICKET AND RUGBY

| | |
|---|--------------------------------|
| SITE NAME: | Shirley Centre, Shirley School |
| SUB AREA: | North |
| SECURED/UNSECURED COMMUNITY USE: | Secured |



| | |
|---|--|
| PITCH SPORTS PLAYED ON THIS SITE | Football |
| TYPE OF PITCH ON SITE AND QUALITY RATING | 1 Mini soccer 7 v 7 football Pitch – ‘Poor’ rating |
| TEAMS ON THIS SITE AND TIME OF PLAY: | <p>Mini Soccer 7 v 7 Chesterton Eagles U10 Saturday AM Chesterton Eagles U9 Saturday AM</p> <p>Capacity There are sufficient pitches available at Peak Time Saturday AM. Capacity is for 2 games per week. Demand is for 1 game per week. The pitch is currently underplayed by 1 game per week.</p> |
| LATENT DEMAND | |
| MAJOR / STRATEGIC ISSUES: | |
| MINOR / CLUB SPECIFIC ISSUES: | |
| ACTION PLAN OVERVIEW | |
| PROTECT | <p>The site requires to be protected as a Playing Pitch Site in the Local Plan.</p> <p>Seek to provide a community use agreement to access</p> |
| ENHANCE | |

CITY OF CAMBRIDGE - SUB AREA –NORTH AREA
FOOTBALL, CRICKET AND RUGBY

| | |
|----------------|--|
| PROVIDE | <p>Mini soccer 7 v 7 the only 'Poor' rated pitch across Cambridge City Council needs improving</p> <ul style="list-style-type: none">• Improvements to the grass playing surface with a hard wearing grass seed, along with improved drainage.• Outdoor Storage• Secure lock ups for outdoor equipment storage for clubs and organisations |
|----------------|--|

CITY OF CAMBRIDGE - SUB AREA –NORTH AREA
 FOOTBALL, CRICKET AND RUGBY


| | |
|---|---|
| SITE NAME: | St Albans Recreation Ground (Adjacent to Meadows Community Centre South Cambridgeshire) |
| SUB AREA: | North |
| SECURED/UNSECURED COMMUNITY USE: | Secured |



| | |
|---|--|
| PITCH SPORTS PLAYED ON THIS SITE | Football |
| TYPE OF PITCH ON SITE AND QUALITY RATING | |
| TEAMS ON THIS SITE AND TIME OF PLAY: | None identified |
| LATENT DEMAND | |
| MAJOR / STRATEGIC ISSUES: | |
| MINOR / CLUB SPECIFIC ISSUES: | |
| ACTION PLAN OVERVIEW | |
| PROTECT | The site requires to be protected as a Playing Pitch Site in the Local Plan. (Playing Pitches are in City of Cambridge see St Albans Recreation Ground the Meadows Community Centre provides changing facilities for playing pitches.) |
| ENHANCE | Playing pitch surface for junior games |
| PROVIDE | Improvements to the grass playing surface with a hard wearing grass seed, along with improved drainage. Improvements to existing changing rooms at Meadows Community Centre |

CITY OF CAMBRIDGE - SUB AREA –SOUTH AREA
 FOOTBALL, CRICKET AND RUGBY

SOUTH AREA - INDIVIDUAL SITE ACTION PLANS

| | |
|--|--|
| SITE NAME: | Netherhall School Sports Centre |
| SUB AREA: | South |
| SECURED/UNSECURED COMMUNITY USE: | Secured |
|  | |
| PITCH SPORTS PLAYED ON THIS SITE: | Football |
| TYPE OF PITCH ON SITE AND QUALITY RATING | <p>1 adult football pitch – ‘standard’ rating 2 junior 11 v 11 football pitches – ‘standard’ rating 2 junior 9 v 9 football pitches – ‘standard’ rating 3 mini soccer 7 v 7 football pitches – ‘standard’ rating 2 mini soccer 5 v 5 football pitches – ‘standard’ rating</p> <p>1 3G artificial grass pitch 60 x 40 floodlit – ‘standard’ rating</p> |
| TEAMS ON THIS SITE AND TIME OF PLAY: | <p>Adult Football Cambridge Legacy FC Sunday AM; Cambridge City Women’s U18 Saturday AM;</p> <p>Capacity There are sufficient adult football pitches available at Peak Time of use Sunday Am and Saturday AM.</p> <p>Pitch capacity is 2 games per week. Demand is for 1 game per week. The adult pitches are currently underplayed by 1 game per week.</p> <p>Junior 11 v 11 football Cherry Hinton Lions U15 Sunday AM Cherry Hinton Lions U14 Sunday AM Cambridge City U15 Girls Saturday AM</p> |

CITY OF CAMBRIDGE - SUB AREA –SOUTH AREA
FOOTBALL, CRICKET AND RUGBY

| | |
|--------------------------------------|---|
| | <p>Cambridge City U14 Girls Saturday AM Cambridge City U13 Girls Saturday AM</p> <p>Capacity There are sufficient junior 11 v 11 football pitches available at Peak Time of use Saturday AM.</p> <p>Pitch capacity is 4 games per week. Demand is for 2.5 game per week. The junior 11 v 11 pitches are currently underplayed by 1.5 game per week.</p> <p>Junior 9 v 9 Cambridge City Girls U12 Saturday AM Cambridge City Girls U12 Saturday AM Cambridge Celts U13 Saturday AM Cherry Hinton U11 Saturday AM Cambridge Celts U11 Saturday AM</p> <p>Capacity There are sufficient pitches at Peak Time Saturday AM. Pitch capacity is 4 games per week. Demand is for 2.5 games per week. The pitches are underplayed by 1.5 games per week</p> <p>Mini Soccer 7 v 7 Cambridge City Girls U10 Saturday AM Cambridge Celts U10 Saturday AM</p> <p>Capacity There are sufficient pitches peak time Saturday AM. Pitch capacity is 12 games per week. Demand is for 1 game per week. The pitch is underplayed by 11 games per week.</p> <p>Mini Soccer 5 v 5 Cherry Hinton U7 Saturday AM Cherry Hinton U8 Saturday AM</p> <p>Capacity There are sufficient pitches available for peak time Saturday AM. Capacity is for 8 games per week. Demand is for 1 game per week. The pitches are underplayed by 7 games per week.</p> |
| LATENT DEMAND | |
| MAJOR / STRATEGIC ISSUES: | |
| MINOR / CLUB SPECIFIC ISSUES: | |
| ACTION PLAN OVERVIEW | |
| PROTECT | The site requires to be protected as a Playing Pitch Site in the Local Plan |
| ENHANCE | 3G rubber crumb surface due to be replaced 2021. |
| PROVIDE | <p>Consider a cricket square and pavilion on the site opposite the schools playing fields.</p> <p>Provisional ideas for Section 106 & CIL funding</p> |

| | |
|--|--|
| | <p>Floodlit Training Grass area</p> <ul style="list-style-type: none">• Low level Lux floodlighting either permanent or temporary/moveable columns to provide floodlit grass training areas/pitches.• Improvements to the grass playing surface with a hard wearing grass seed, along with improved drainage. <p>Outdoor Storage</p> <ul style="list-style-type: none">• Secure lock ups for outdoor equipment storage for clubs and organisations <p>Maintenance Equipment</p> <ul style="list-style-type: none">• For improved ground maintenance across the site, to enable power sweeping and redressing of the 3G pitch.• Improved aeration and de-compaction of the grass pitches.• Scrubbing of the hard tarmac MUGA and Tennis courts. |
|--|--|

CITY OF CAMBRIDGE - SUB AREA –SOUTH AREA
 FOOTBALL, CRICKET AND RUGBY

| | |
|---|--|
| SITE NAME: | The Perse Preparatory School – Upper and Lower School and Girls School |
| SUB AREA: | South |
| SECURED/UNSECURED COMMUNITY USE: | Unsecured – Independent School |



Upper School and Lower School




Girls School Playing Field

| | |
|---|---|
| PITCH SPORTS PLAYED ON THIS SITE: | Football and Hockey |
| TYPE OF PITCH ON SITE AND QUALITY RATING | <p>4 mini soccer 7 v 7 pitches 1 mini soccer 5 v 5 pitch Full size Sand Based artificial grass pitch facility Lower school not available for Community Use Full size Sand based artificial grass pitch Upper School available for some community use.</p> <p>Full Size Sand Based artificial Pitch Girls School not available for community use.</p> |

CITY OF CAMBRIDGE - SUB AREA –SOUTH AREA
 FOOTBALL, CRICKET AND RUGBY

| | |
|---|--|
| TEAMS ON THIS SITE AND TIME OF PLAY: | <p>No identified football teams use this site</p> <p>Mini Soccer – capacity for 24 games and underplay of 24 games. Mini soccer 5 v 5 capacity for 6 games per week underplay of 6 games per week. Highly likely these pitches are well used by the independent schools.</p> <p>Cambridge City Hockey Club use the artificial grass pitch for matches on a Saturday and training on a Sunday for juniors and Junior matches.</p> |
| MAJOR / STRATEGIC ISSUES: | |
| MINOR / CLUB SPECIFIC ISSUES: | |
| ACTION PLAN OVERVIEW | |
| PROTECT | <p>Ensure protection of the AGP's and playing pitches at the three schools in the Local Plan</p> |
| ENHANCE | <p>Upper School Sand dressed AGP carpet last known renewal date 2008</p> <p>Lower School Sand dressed AGP carpet last known renewal date 2000</p> <p>Girls School Sand dressed AGP carpet last known renewal date 2004</p> |
| PROVIDE | |


CITY OF CAMBRIDGE - SUB AREA –SOUTH AREA
FOOTBALL, CRICKET AND RUGBY

| | |
|---|--|
| SITE NAME: | Long Road V1 Form College |
| SUB AREA: | South Area – Queen Edith’s |
| SECURED/UNSECURED COMMUNITY USE: | Unsecured |
|  | |
| PITCH SPORTS PLAYED ON THIS SITE: TYPE OF PITCH | Football & Hockey |
| TYPE OF PITCH AND QUALITY RATING: | 1 x adult football pitch – standard rating 1 full size AGP – Sand dressed floodlit – ‘good’ rating |
| TEAMS ON THIS SITE, TIME OF PLAY AND CAPACITY: | <p>Adult Football Long Road 1 Saturday AM Long Road 2 Saturday AM</p> <p>Capacity There are sufficient pitches at peak time Saturday AM. Capacity is for 2 games per week, demand is for 1 game per week. This pitch is underplayed by 1 game per week.</p> <p>Hockey The sand dressed artificial grass pitch is used solely for hockey by the school and Cambridge South Hockey Club and Cambridge City Hockey Club.</p> |
| MAJOR / STRATEGIC ISSUES: | Proposal for a 3G rubber crumb pile artificial grass pitch full size with floodlights. |
| MINOR / CLUB SPECIFIC ISSUES: | |
| ACTION PLAN OVERVIEW | |
| PROTECT | <p>Ensure protection of this site as a playing field in the Local Plan</p> <p>There is a need to put in place a Community Use Agreement for this facility to safeguard and protect community use of the playing pitch facilities in the future.</p> |


CITY OF CAMBRIDGE - SUB AREA –SOUTH AREA
FOOTBALL, CRICKET AND RUGBY

| | |
|----------------|--|
| ENHANCE | AGP Sand dressed due to be replaced 2025 |
| PROVIDE | CCC and the FA to work with the school to provide a 3G rubber crumb artificial grass pitch for football. |

CITY OF CAMBRIDGE - SUB AREA –SOUTH AREA
 FOOTBALL, CRICKET AND RUGBY

| | |
|---|--|
| SITE NAME: | St Marys School Playing Fields School |
| SUB AREA: | South Area |
| SECURED/UNSECURED COMMUNITY USE: | Unsecured |
|  | |
| PITCH SPORTS PLAYED ON THIS SITE | Football |
| TYPE OF PITCH AND QUALITY RATING: | 1 Junior 11 v 11 football – ‘good’ rating |
| TEAMS ON THIS SITE AND TIME OF PLAY: | No teams identified Capacity is 4 games per week and the pitch is currently underplayed by 4 games. |
| LATENT DEMAND | |
| MAJOR / STRATEGIC ISSUES: | |
| MINOR / CLUB SPECIFIC ISSUES: | |
| ACTION PLAN OVERVIEW | |
| PROTECT | Ensure protection of the playing pitches at this site in the Local Plan |
| ENHANCE | Continue dialogue with the college about future suitability of provision on the site |
| PROVIDE | |


CITY OF CAMBRIDGE - SUB AREA –SOUTH AREA
 FOOTBALL, CRICKET AND RUGBY

| | |
|---|--|
| SITE NAME: | Cambridge University Press (Cass Centre) |
| SUB AREA: | Cambridge City |
| SECURED/UNSECURED COMMUNITY USE: | Unsecured |
|  | |
| PITCH SPORTS PLAYED ON THIS SITE: | Cricket and Football |
| TYPE OF PITCH AND QUALITY RATING: | <p>1 adult football pitch – ‘good’ rating</p> <p>1 7 v 7 mini soccer pitch – ‘good’ rating</p> <p>1 cricket field</p> |
| TEAMS ON THIS SITE AND TIME OF PLAY: | <p>Adult Football Cambridge University Press FC Saturday PM Cambridge University Press Reserves Saturday PM</p> <p>Capacity There are sufficient adult pitches available at peak time Saturday PM. Capacity is 3 games per week, Demand is for 1 game per week. The pitch is currently underplayed by 2 games per week.</p> <p>Mini Soccer 7 v 7 Cambridge Comets U9 Saturday AM Cambridge Comets U10 Saturday AM</p> <p>Capacity There are sufficient available pitches at Peak Time Saturday AM. Capacity is 6 games per week. Demand is for 1 game per week and there is underplay of 5 games per week.</p> <p>Cricket Cambridge St Giles 1st X1 Saturday PM 12 games</p> |

CITY OF CAMBRIDGE - SUB AREA –SOUTH AREA
 FOOTBALL, CRICKET AND RUGBY

| | NUMBER OF PITCHES | NUMBER OF NON TURF | CAPACITY - GAMES | GAMES PLAYED: | | OVER PLAYED / UNDER PLAYED |
|--------------------------------------|---|--------------------|------------------|---------------|--------|----------------------------|
| | | | | SENIOR | JUNIOR | |
| CRICKET | 15 | 0 | 75 | 12 | 0 | -45 |
| LATENT DEMAND | | | | | | |
| MAJOR / STRATEGIC ISSUES: | | | | | | |
| MINOR / CLUB SPECIFIC ISSUES: | | | | | | |
| ACTION PLAN OVERVIEW | | | | | | |
| PROTECT | <p>Ensure protection of the playing pitches at this site in the Local Plan</p> <p>There is a need to put in place a Community Use Agreement for this facility to safeguard and protect community use of the playing pitch facilities in the future.</p> | | | | | |
| ENHANCE | | | | | | |
| PROVIDE | | | | | | |

CITY OF CAMBRIDGE - SUB AREA –SOUTH AREA
FOOTBALL, CRICKET AND RUGBY

| | |
|---|--|
| SITE NAME: | Cherry Hinton Recreation Ground |
| SUB AREA: | South Area |
| SECURED/UNSECURED COMMUNITY USE: | Secured |
|  | |
| PITCH SPORTS PLAYED ON THIS SITE: | Football |
| TYPE OF PITCH AND QUALITY RATING: | 1 adult football pitch – ‘Good’ rating 1 junior 11 v 11 pitch – ‘Good’ rating |
| TEAMS ON THIS SITE AND TIME OF PLAY: | <p>Adult Cherry Hinton A FC Saturday PM Cherry Hinton Reserves Saturday PM</p> <p>Capacity There are sufficient available pitches for Peak Time Saturday PM.</p> <p>Pitch capacity is 3 games per week. There are team equivalents of 3 to be added. Demand is 2.5 games per week. The pitch is underplayed by 1 game per week.</p> <p>Junior 11 v 11 Cherry Hinton Lions U14 Sunday AM Cherry Hinton Rec Ground U13 Sunday AM</p> <p>Capacity There are sufficient pitches available to meet peak time. Demand is 0.5 games per week. There is underplay of 2.5 games per week.</p> |
| LATENT DEMAND | |
| MAJOR / STRATEGIC ISSUES: | Require new changing rooms |

CITY OF CAMBRIDGE - SUB AREA –SOUTH AREA
 FOOTBALL, CRICKET AND RUGBY

| | |
|--------------------------------------|--|
| MINOR / CLUB SPECIFIC ISSUES: | Cherry Hinton Lions carry out own maintenance on pitches. Cherry Hinton Seniors would like to see small ground improvements provided by improved maintenance. |
| ACTION PLAN OVERVIEW | |
| PROTECT | Ensure protection of the playing pitches at this site in the Local Plan |
| ENHANCE | CCC to work with FA and Club to improve playing pitch facilities through improved maintenance |
| PROVIDE | Ensure protection of this site as a playing field in the Local Plan |

CITY OF CAMBRIDGE - SUB AREA –SOUTH AREA
FOOTBALL, CRICKET AND RUGBY

| | |
|---|---------------|
| SITE NAME: | Clare College |
| SUB AREA: | South Area |
| SECURED/UNSECURED COMMUNITY USE: | Unsecured |



| | |
|--|----------------------|
| PITCH SPORTS PLAYED ON THIS SITE: | Cricket and Football |
|--|----------------------|

| | |
|--|---|
| TYPE OF PITCH AND QUALITY RATING: | 2 adult football pitches – ‘good’ rating 1 cricket field |
|--|---|

| | |
|---|---|
| TEAMS ON THIS SITE AND TIME OF PLAY: | <p>Adult Football – University Colleges</p> <p>Churchill 1 Saturday AM Churchill 2 Saturday AM Churchill 3 Saturday AM Darwin College Saturday AM</p> <p>Capacity There are sufficient available football pitches at Peak Time Saturday AM Pitch capacity is 6 games per week demand is 4 games per week. Pitch is currently under played by 2 games per week</p> <p>Cricket Cambridge Granta 1st X1 Saturday AM (12 games) Cambridge Granta 2nd X1 Saturday PM (12 games) Cambridge Granta U15 Midweek (7 games) Cambridge Granta U14 Midweek (2 games)</p> |
|---|---|


| | NUMBER OF PITCHES | NUMBER OF NON TURF | CAPACITY - GAMES | GAMES PLAYED: | | OVER PLAYED / UNDER PLAYED |
|----------------|-------------------|--------------------|------------------|---------------|--------|----------------------------|
| | | | | SENIOR | JUNIOR | |
| CRICKET | 14 | 0 | 70 | 24 | 9 | -37 |

| | |
|----------------------|--|
| LATENT DEMAND | |
|----------------------|--|

CITY OF CAMBRIDGE - SUB AREA –SOUTH AREA
 FOOTBALL, CRICKET AND RUGBY

| | |
|--------------------------------------|---|
| MAJOR / STRATEGIC ISSUES: | |
| MINOR / CLUB SPECIFIC ISSUES: | |
| ACTION PLAN OVERVIEW | |
| PROTECT | <p>Ensure protection of this site as a playing field in the Local Plan</p> <p>There is a need to put in place a Community Use Agreement for this facility to safeguard and protect community use of the playing pitch facilities in the future.</p> |
| ENHANCE | |
| PROVIDE | |

CITY OF CAMBRIDGE - SUB AREA –SOUTH AREA
 FOOTBALL, CRICKET AND RUGBY

| | |
|---|---|
| SITE NAME: | Homerton College (University Sports Ground) |
| SUB AREA: | South Area |
| SECURED/UNSECURED COMMUNITY USE: | Unsecured |
|  | |
| PITCH SPORTS PLAYED ON THIS SITE: | Football |
| TYPE OF PITCH AND QUALITY RATING: | 1 Adult football pitch – ‘standard’ rating |
| TEAMS ON THIS SITE AND TIME OF PLAY: | <p>Adult University College</p> <p>Homerton 1 Saturday AM Homerton 2 Saturday AM Homerton 3 Saturday AM Homerton 4 Saturday AM</p> <p>Capacity There are insufficient pitches available for Peak Time use Saturday AM. Capacity is 2 games per week and demand is for 2 games per week.</p> |
| LATENT DEMAND | |
| MAJOR / STRATEGIC ISSUES: | |
| MINOR / CLUB SPECIFIC ISSUES: | |
| ACTION PLAN OVERVIEW | |
| PROTECT | Ensure protection of the playing pitches at this site in the Local Plan |
| ENHANCE | |
| PROVIDE | |

CITY OF CAMBRIDGE - SUB AREA –SOUTH AREA
 FOOTBALL, CRICKET AND RUGBY

| | |
|---|-------------------------------|
| SITE NAME: | Nightingale Recreation Ground |
| SUB AREA: | South |
| SECURED/UNSECURED COMMUNITY USE: | Secured |




| | |
|---|--|
| PITCH SPORTS PLAYED ON THIS SITE: | Football |
| TYPE OF PITCH AND QUALITY RATING: | 1 Junior 9 v 9 – ‘Standard ’ rating 2 mini soccer 7 v 7 pitches ‘Standard’ rating |
| TEAMS ON THIS SITE AND TIME OF PLAY: | <p>Junior 9 v 9 Cherry Hinton U12 Saturday AM Cherry Hinton U12 Saturday AM Cherry Hinton U11 Saturday AM Cherry Hinton U11 Saturday AM</p> <p>Capacity There are sufficient available pitches at Peak Time Saturday AM. Capacity is 2 games per week. Demand is 2 games per week. Mini Soccer 7 v 7 Cherry Hinton U10 Saturday AM Cherry Hinton U10 Saturday AM</p> <p>Capacity There are sufficient available pitches at Peak Time Saturday AM Capacity is 8 games per week and demand is for 1 game per week. There is underplay of 7 games per week.</p> |
| LATENT DEMAND | |

CITY OF CAMBRIDGE - SUB AREA –SOUTH AREA
 FOOTBALL, CRICKET AND RUGBY

| | |
|--------------------------------------|---|
| MAJOR / STRATEGIC ISSUES: | |
| MINOR / CLUB SPECIFIC ISSUES: | |
| ACTION PLAN OVERVIEW | |
| PROTECT | Ensure protection of the playing pitches at this site in the Local Plan |
| ENHANCE | CCC to work with FA and local Clubs to improve playing pitch facilities through improved maintenance |
| PROVIDE | Provide new pavilion with changing rooms, community room, kitchenette, toilets and storage on site from S106 funding. |


CITY OF CAMBRIDGE - SUB AREA –SOUTH AREA
FOOTBALL, CRICKET AND RUGBY

| | |
|--|---|
| SITE NAME: | St Catharine's College |
| SUB AREA: | Cambridge City |
| SECURED/UNSECURED COMMUNITY USE: | Unsecured |
|  | |
| PITCH SPORTS PLAYED ON THIS SITE: | Cricket, Football & Hockey |
| TYPE OF PITCH AND QUALITY RATING: | <p>4 adult football pitches 1 sand dressed All weather pitch full size with floodlights. Used occasionally by Cambridge City Hockey Club 1 cricket field</p> |
| TEAMS ON THIS SITE AND TIME OF PLAY: | <p>Adult Football Cambridge Fire and Rescue FC Sunday AM; St Catharine's 1 Saturday AM Christs 1 Saturday AM Christs 2 Saturday AM St Catharine's 2 Saturday AM Christs 3 Saturday AM Peterhouse 1 Saturday AM Peterhouse 2 Saturday AM</p> <p>Capacity There are sufficient available pitches at Peak Time Saturday. There is a capacity of 12 games per week. Demand for 4 games and underplay of 8 games per week.</p> <p>Cambridge City Hockey Club have used the All Weather Grass pitch in the past.</p> <p>Cricket Cambridge Granta 3rd X1 Saturday PM (11 games) Cambridge Granta 4th X1 Saturday PM (8 games)</p> |


CITY OF CAMBRIDGE - SUB AREA –SOUTH AREA
 FOOTBALL, CRICKET AND RUGBY

| | NUMBER OF PITCHES | NUMBER OF NON TURF | CAPACITY - GAMES | GAMES PLAYED: | | OVER PLAYED / UNDER PLAYED |
|--------------------------------------|---|--------------------|------------------|---------------|--------|----------------------------|
| | | | | SENIOR | JUNIOR | |
| CRICKET | 12 | 0 | 60 | 19 | 0 | - |
| LATENT DEMAND | | | | | | |
| MAJOR / STRATEGIC ISSUES: | | | | | | |
| MINOR / CLUB SPECIFIC ISSUES: | | | | | | |
| ACTION PLAN OVERVIEW | | | | | | |
| PROTECT | Ensure protection of the playing pitches at this site in the Local Plan | | | | | |
| ENHANCE | AGP renewal of carpet sand dressed every 10 years | | | | | |
| PROVIDE | | | | | | |

CITY OF CAMBRIDGE - SUB AREA –SOUTH AREA
 FOOTBALL, CRICKET AND RUGBY

| | |
|--|--|
| SITE NAME: | St Faiths School |
| SUB AREA: | South |
| SECURED/UNSECURED COMMUNITY USE: | Unsecured |
|  | |
| PITCH SPORTS PLAYED ON THIS SITE: | Football 2 mini soccer 7 v 7 pitches |
| TYPE OF PITCH AND QUALITY RATING: | 2 mini soccer 7 v 7 pitches – ‘good’ rating |
| TEAMS ON THIS SITE AND TIME OF PLAY: | No teams have been identified as using this site There is capacity for 12 games per week. Demand for 0 games per week and underplay of 12 games per week. |
| LATENT DEMAND | |
| MAJOR / STRATEGIC ISSUES: | |
| MINOR / CLUB SPECIFIC ISSUES: | |
| ACTION PLAN OVERVIEW | |
| PROTECT | This site needs to be protected as a playing field within the Local Plan. |
| ENHANCE | |
| PROVIDE | |

CITY OF CAMBRIDGE - SUB AREA –SOUTH AREA
 FOOTBALL, CRICKET AND RUGBY

| | |
|--|--|
| SITE NAME: | Trumpington Recreation Ground |
| SUB AREA: | South Area |
| SECURED/UNSECURED COMMUNITY USE: | Secured |
|  | |
| PITCH SPORTS PLAYED ON THIS SITE: | Football |
| TYPE OF PITCH AND QUALITY RATING: | 1 adult football pitch – ‘Good’ rating |
| TEAMS ON THIS SITE AND TIME OF PLAY: | <p>Adult Cambridge Ambassadors Vets Saturday PM Cambridge Ambassadors Saturday PM</p> <p>Capacity There are sufficient available pitches at peak time. Capacity is for 3 games a week. Demand is for 1 and under play is 2 games per week.</p> |
| LATENT DEMAND | |
| MAJOR / STRATEGIC ISSUES: | |
| MINOR / CLUB SPECIFIC ISSUES: | |
| ACTION PLAN OVERVIEW | |
| PROTECT | Ensure protection of the playing pitches at this site in the Local Plan |
| ENHANCE | Pitch improvements |
| PROVIDE | Improvements to the grass playing surface with a hard wearing grass seed, along with improved drainage. Outdoor Storage |

CITY OF CAMBRIDGE - SUB AREA –WEST CENTRAL AREA
 FOOTBALL, CRICKET AND RUGBY

WEST CENTRAL AREA – INDIVIDUAL SITE PLANS

| | |
|---|-------------------------------------|
| SITE NAME: | Cambridge Rugby Football Union Club |
| SUB AREA: | West and Central Area |
| SECURED/UNSECURED COMMUNITY USE: | Secured – Owned by the club |




| | |
|--|---|
| PITCH SPORTS PLAYED ON THIS SITE: | Rugby Union |
| PITCHES ON THIS SITE WITH QUALITY RATING: | <p>Rugby Union 6 senior rugby pitches 1 with floodlights. Pitch 1 Floodlit – adequate M1/D1 capacity 1 games per week Pitch 2 adequate M1/D1 capacity 2 games per week Pitch 3 adequate M1 /D1 capacity 3 games per week Pitch 4 adequate M1/D1 capacity 2 games per week Pitch 5 adequate M1/D1 capacity 2 games per week Pitch 6 adequate M1/D1 capacity 2 games per week</p> |
| TEAMS ON THIS SITE AND TIME OF PLAY: | <p>4 senior teams 1st, 2nd, 3rd, Development 5 junior teams 6 mini/midi teams</p> <p>Training Mid-Week match equivalents 7.5 games per week</p> <p>Match equivalents per week Senior and juniors 4.5 games per week Minis 1.5 games per week Total 6 games per week Mid-week Capacity per week = 1 floodlit pitch</p> |


CITY OF CAMBRIDGE - SUB AREA –WEST CENTRAL AREA
 FOOTBALL, CRICKET AND RUGBY

| | |
|--------------------------------------|---|
| | <p>Only 1 pitch has floodlights and this pitch is rated M1/D1 = 2 x 1 = 2 games per week. Mid-week match equivalents = 7.5</p> <p>Capacity: Overplay by 5.5 games = 3 pitches</p> <p>Weekend Match Capacity</p> <p>6 Pitches M1/D1 x 2 games per week = 12 games per week</p> <p>Actual capacity = 7.5 games per week.</p> <p>Weekend Capacity: Underplay 4.5 games per week = 2 pitches</p> |
| LATENT DEMAND | Increase by 1 senior team and wish to provide touch and 7s provision and girls rugby |
| MAJOR / STRATEGIC ISSUES: | <ul style="list-style-type: none"> • Have planning permission to provide modern changing rooms. • Require 3G IRB compliant pitch to assist with training. Currently teams go elsewhere to train due to condition of training pitch. |
| MINOR / CLUB SPECIFIC ISSUES: | <ul style="list-style-type: none"> • There is a current overplay midweek match equivalents of 5.5 games = 3 pitches • There is a current underplay weekend match equivalents 4.5 games = 2 pitches • There is some water pooling of the training pitch and other water logging issues. |
| ACTION PLAN OVERVIEW | |
| PROTECT | Ensure protection of the playing pitches at this site in the Local Plan |
| ENHANCE | The club has planning permission to improve and modernise the changing rooms. |
| PROVIDE | <p>The club would benefit in the future from a 3G rubber crumb compliant floodlit pitch. This would assist in improving the training capacity midweek and the quality of pitches for match days.</p> <p>In the medium term floodlighting on pitches that are not at capacity at the weekends would prove to be a medium term solution for midweek training.</p> |


CITY OF CAMBRIDGE - SUB AREA –WEST CENTRAL AREA
FOOTBALL, CRICKET AND RUGBY

| | | | | | | |
|--|--|---------------------------|-------------------------|----------------------|---------------|-----------------------------------|
| SITE NAME: | Parker's Piece | | | | | |
| SUB AREA: | West and Central Area | | | | | |
| SECURED/UNSECURED COMMUNITY USE: | Secured | | | | | |
|  | | | | | | |
| PITCH SPORTS PLAYED ON THIS SITE: | Cricket | | | | | |
| TYPE OF PITCH AND QUALITY RATING: | 1 cricket field standard rating | | | | | |
| TEAMS ON THIS SITE AND TIME OF PLAY: | Cricket Cambridge NCI 3 rd X1 Saturday PM 7 games Cambridge NCI 4 th XI Saturday PM 7 games Cambridge NCI All Stars 6 games midweek Cambridge NCI Friendly X1 Sunday PM 6 games | | | | | |
| | NUMBER OF PITCHES | NUMBER OF NON TURF | CAPACITY - GAMES | GAMES PLAYED: | | OVER PLAYED / UNDER PLAYED |
| | | | | SENIOR | JUNIOR | |
| CRICKET | 11 | 0 | 55 | 26 | 0 | +29 |
| LATENT DEMAND | | | | | | |
| MAJOR / STRATEGIC ISSUES: | | | | | | |
| MINOR / CLUB SPECIFIC ISSUES: | | | | | | |
| ACTION PLAN OVERVIEW | | | | | | |
| PROTECT | Ensure protection of the playing pitches at this site in the Local Plan | | | | | |
| ENHANCE | CCC to work with the EWCB to improve the quality and maintenance of the cricket pitch. | | | | | |
| PROVIDE | CCC to consider the provision of a 2 nd square for community club cricket use. Working in conjunction with the EWCB to find a home cricket club to use the facility regularly. | | | | | |

CITY OF CAMBRIDGE - SUB AREA –WEST CENTRAL AREA
 FOOTBALL, CRICKET AND RUGBY

| | |
|--|--|
| SITE NAME: | Corpus Christi Sports Ground (University College) |
| SUB AREA: | West and Central |
| SECURED/UNSECURED COMMUNITY USE: | Unsecured |
|  | |
| PITCH SPORTS PLAYED ON THIS SITE: | Football |
| TYPE OF PITCH AND QUALITY RATING: | 2 adult pitches – ‘standard’ rating Standard |
| TEAMS ON THIS SITE AND TIME OF PLAY: | Adult Football University College Corpus Christi Saturday AM Capacity is 4 games per week. Demand is 0.5 games per week. The pitches are underplayed by 3.5games per week. |
| MAJOR / STRATEGIC ISSUES: | |
| MINOR / CLUB SPECIFIC ISSUES: | |
| ACTION PLAN OVERVIEW | |
| PROTECT | Need to ensure this site is protected as a Playing Field site in the local Plan. |
| ENHANCE | |
| PROVIDE | |


CITY OF CAMBRIDGE - SUB AREA –WEST CENTRAL AREA
 FOOTBALL, CRICKET AND RUGBY

| | |
|--|--|
| SITE NAME: | Downing College Sports Ground (University College) |
| SUB AREA: | West and Central |
| SECURED/UNSECURED COMMUNITY USE: | Unsecured |
|  | |
| PITCH SPORTS PLAYED ON THIS SITE: | Football and Cricket |
| TYPE OF PITCH AND QUALITY RATING: | <p>Football 2 x Adult Football pitches – ‘standard’ rating Standard</p> <p>Cricket Not Identified</p> |
| TEAMS ON THIS SITE, TIME OF PLAY AND CAPACITY: | <p>Adult Football University College</p> <p>Downing College 1 Saturday AM Downing College 2 Saturday AM Downing College 3 Saturday AM</p> <p>Capacity This site meets its peak time requirements on a Saturday AM. Overall match equivalent capacity is 4 games per week and demand is for 1.5 games per week. The pitches are currently underplayed by 2.5 games per week.</p> |
| MAJOR / STRATEGIC ISSUES: | |
| MINOR / CLUB SPECIFIC ISSUES: | |


CITY OF CAMBRIDGE - SUB AREA –WEST CENTRAL AREA
FOOTBALL, CRICKET AND RUGBY

| ACTION PLAN OVERVIEW | |
|-----------------------------|---|
| PROTECT | Ensure protection of the playing pitches at this site in the Local Plan |
| ENHANCE | |
| PROVIDE | |

CITY OF CAMBRIDGE - SUB AREA –WEST CENTRAL AREA
FOOTBALL, CRICKET AND RUGBY

| | |
|--|--|
| SITE NAME: | Gonville and Caius (University College) |
| SUB AREA: | West and Central |
| SECURED/UNSECURED COMMUNITY USE: | Unsecured |
|  | |
| PITCH SPORTS PLAYED ON THIS SITE: | Football and Cricket |
| TYPE OF PITCH AND QUALITY RATING: | 2 adult football pitches – ‘good’ rating 1 cricket field |
| TEAMS ON THIS SITE AND TIME OF PLAY: | <p>Adult Football – University College</p> <p>Gonville and Caius 1 Saturday AM Gonville and Caius 2 Saturday AM Gonville and Caius 3 Saturday AM Gonville and Caius 4 Saturday AM</p> <p>Capacity This site meets its peak time requirements on a Saturday AM. Overall match equivalent capacity is 6 games per week and demand is for 2 games per week. The pitches are currently underplayed by 4 games per week. Cricket is all University College cricket 10 games per year.</p> |
| MAJOR / STRATEGIC ISSUES: | |
| MINOR / CLUB SPECIFIC ISSUES: | |
| ACTION PLAN OVERVIEW | |
| PROTECT | Ensure protection of the playing pitches at this site in the Local Plan |
| ENHANCE | |
| PROVIDE | |

CITY OF CAMBRIDGE - SUB AREA –WEST CENTRAL AREA
 FOOTBALL, CRICKET AND RUGBY

| | |
|---|--|
| SITE NAME: | Emmanuel College (University College) |
| SUB AREA: | West and Central |
| SECURED/UNSECURED COMMUNITY USE: | Unsecured |
|  | |
| PITCH SPORTS PLAYED ON THIS SITE: | Football |
| TYPE OF PITCH AND QUALITY RATING: | 2 adult football pitches – ‘Good’ |
| TEAMS ON THIS SITE AND TIME OF PLAY: | <p>Adult Football University College</p> <p>Emma College 1 Saturday AM Emma College 2 Saturday AM</p> <p>Capacity There is sufficient availability at Peak Time Saturday AM Capacity is 6 games per week. Demand is 1 game per week. These pitches are underplayed by 5 games per week.</p> |
| MAJOR / STRATEGIC ISSUES: | |
| MINOR / CLUB SPECIFIC ISSUES: | |
| ACTION PLAN OVERVIEW | |
| PROTECT | Ensure protection of the playing pitches at this site in the Local Plan |
| ENHANCE | |
| PROVIDE | |

CITY OF CAMBRIDGE - SUB AREA –WEST CENTRAL AREA
 FOOTBALL, CRICKET AND RUGBY

| | |
|---|--|
| SITE NAME: | Wilberforce Road - University of Cambridge Sports Ground |
| SUB AREA: | West and Central |
| SECURED/UNSECURED COMMUNITY USE: | Unsecured |



| | |
|---|--|
| PITCH SPORTS PLAYED ON THIS SITE: | Football & Hockey |
| TYPE OF PITCH AND QUALITY RATING: | 1 adult football pitch – ‘Good’ rating 1 mini soccer 7 v 7 football pitch – ‘good’ rating 1 full size sand dressed artificial grass pitch – hockey only |
| TEAMS ON THIS SITE AND TIME OF PLAY: | Adult Football Cambridge University Cambridge University FC Men’s 1 Wednesday Afternoons Cambridge University FC Men’s 2 Wednesday Afternoon Cambridge University Women’s Wednesday Afternoon Capacity There are sufficient adult pitches available at Peak Time Wednesday afternoon. Adult pitch capacity is 3 games per week. Demand is 1.5 games per week. The pitches are underplayed by 1.5 games per week. The 7 v7 pitch has capacity for 6 games per week and is underplayed by 6 games per week. |
| MAJOR / STRATEGIC ISSUES: | There is a proposal to provide 3 AGP hockey facilities at the Cambridge University, Wilberforce Road Sports Ground. This would provide hockey with 12 match slots on a Saturday. |

CITY OF CAMBRIDGE - SUB AREA –WEST CENTRAL AREA
 FOOTBALL, CRICKET AND RUGBY

| | |
|--------------------------------------|---|
| MINOR / CLUB SPECIFIC ISSUES: | |
| ACTION PLAN OVERVIEW | |
| PROTECT | Ensure protection of the playing pitches at this site in the Local Plan |
| ENHANCE | AGP sand dressed carpet due for replacement 2013 |
| PROVIDE | CCC to work with Cambridge University, England Hockey and City of Cambridge Hockey Club to provide 3 full size artificial grass pitches at this site with flood lighting. |

CITY OF CAMBRIDGE - SUB AREA –WEST CENTRAL AREA
FOOTBALL, CRICKET AND RUGBY

| | |
|---|---------------------|
| SITE NAME: | Fitzwilliam College |
| SUB AREA: | West and Central |
| SECURED/UNSECURED COMMUNITY USE: | Unsecured |




| | |
|---|--|
| PITCH SPORTS PLAYED ON THIS SITE: | Cricket and Football |
| TYPE OF PITCH AND QUALITY RATING: | 2 adult pitches – ‘good’ rating 1 cricket field - ‘good’ rating |
| TEAMS ON THIS SITE AND TIME OF PLAY: | <p>Adult Football University Colleges and 1 community club</p> <p>Fitzwilliam 1 Saturday AM Fitzwilliam 2 Saturday AM Fitzwilliam 3 Saturday AM Falcon FC Sunday AM; Burwell Rangers FC Sunday AM</p> <p>Capacity There are sufficient available pitches at Peak Time Saturday AM Capacity is for 6 games per week. Demand is 2.5 games per week. The pitches are underplayed by 3.5 games per week.</p> <p>Cricket Romsey Town CC 1st X1 Saturday PM (4 games) Cambridge NCI 1st X1 Saturday Pm (11 games) Cambridge NCI 2nd X1 Saturday PM (7 games) University College (22 games)</p> |

| | NUMBER OF PITCHES | NUMBER OF NON TURF | CAPACITY - GAMES | GAMES PLAYED: | | OVER PLAYED / UNDER PLAYED |
|----------------|-------------------|--------------------|------------------|---------------|--------|----------------------------|
| | | | | SENIOR | JUNIOR | |
| CRICKET | 10 | 0 | 50 | 44 | 0 | +6 |

CITY OF CAMBRIDGE - SUB AREA –WEST CENTRAL AREA
 FOOTBALL, CRICKET AND RUGBY

| | |
|--------------------------------------|---|
| LATENT DEMAND | |
| MAJOR / STRATEGIC ISSUES: | |
| MINOR / CLUB SPECIFIC ISSUES: | |
| ACTION PLAN OVERVIEW | |
| PROTECT | Ensure protection of the playing pitches at this site in the Local Plan |
| ENHANCE | |
| PROVIDE | |

CITY OF CAMBRIDGE - SUB AREA –WEST CENTRAL AREA
 FOOTBALL, CRICKET AND RUGBY

| | |
|--|--|
| SITE NAME: | Newnham College (University College) |
| SUB AREA: | West and Central |
| SECURED/UNSECURED COMMUNITY USE: | Unsecured |
|  | |
| PITCH SPORTS PLAYED ON THIS SITE: | Football |
| TYPE OF PITCH AND QUALITY RATING: | 1 adult pitch – ‘Good’ rating |
| TEAMS ON THIS SITE AND TIME OF PLAY: | No teams identified Pitch capacity is 3 games per week. Demand is 0. Pitches are underplayed by 3 games per week. |
| MAJOR / STRATEGIC ISSUES: | |
| MINOR / CLUB SPECIFIC ISSUES: | |
| ACTION PLAN OVERVIEW | |
| PROTECT | Ensure protection of the playing pitches at this site in the Local Plan |
| ENHANCE | |
| PROVIDE | |

CITY OF CAMBRIDGE - SUB AREA –WEST CENTRAL AREA
 FOOTBALL, CRICKET AND RUGBY

| | |
|---|---|
| SITE NAME: | Pembroke College Sports Ground (University College) |
| SUB AREA: | West and Central |
| SECURED/UNSECURED COMMUNITY USE: | Unsecured |



| | |
|--|----------------------|
| PITCH SPORTS PLAYED ON THIS SITE: | Cricket and Football |
|--|----------------------|

| | |
|--|--|
| TYPE OF PITCH AND QUALITY RATING: | 3 adult football pitches – ‘Good’ rating Cricket field ‘good’ rating 1 sand based artificial grass pitch |
|--|--|

| | |
|---|---|
| TEAMS ON THIS SITE AND TIME OF PLAY: | <p>Adult Football University College</p> <p>Pembroke College 1 Saturday AM Pembroke College 2 Saturday AM Pembroke College 3 Saturday AM</p> <p>Capacity There are sufficient pitches available at peak time. The capacity is 9 games per week. Demand is 1.5 games per week. The pitches are underplayed by 7.5 games per week</p> <p>Cricket Camden CC 1st 1X Saturday PM (11 games) University Cricket (6 games)</p> |
|---|---|


| | NUMBER OF PITCHES | NUMBER OF NON TURF | CAPACITY - GAMES | GAMES PLAYED: | | OVER PLAYED / UNDER PLAYED |
|----------------|-------------------|--------------------|------------------|---------------|--------|----------------------------|
| | | | | SENIOR | JUNIOR | |
| CRICKET | 10 | 0 | 50 | 16 | 0 | +34 |

| | |
|----------------------|--|
| LATENT DEMAND | |
|----------------------|--|

CITY OF CAMBRIDGE - SUB AREA –WEST CENTRAL AREA
 FOOTBALL, CRICKET AND RUGBY

| | |
|--------------------------------------|---|
| MAJOR / STRATEGIC ISSUES: | |
| MINOR / CLUB SPECIFIC ISSUES: | |
| ACTION PLAN OVERVIEW | |
| PROTECT | Ensure protection of the playing pitches at this site in the Local Plan |
| ENHANCE | Renewal of carpet for sand dressed AGP |
| PROVIDE | |


CITY OF CAMBRIDGE - SUB AREA –WEST CENTRAL AREA
FOOTBALL, CRICKET AND RUGBY

| | | | | | | |
|--|--|---------------------------|-------------------------|----------------------|---------------|-----------------------------------|
| SITE NAME: | King's and Selwyn College Sports Ground (University College) | | | | | |
| SUB AREA: | West and Central | | | | | |
| SECURED/UNSECURED COMMUNITY USE: | Unsecured | | | | | |
|  | | | | | | |
| PITCH SPORTS PLAYED ON THIS SITE: | Football and Cricket | | | | | |
| TYPE OF PITCH AND QUALITY RATING: | 7 adult football pitches – 'Good' rating. 1 cricket field 'good' rating | | | | | |
| TEAMS ON THIS SITE AND TIME OF PLAY: | <p>Adult Football University Colleges Selwyn 1 Saturday AM Kings 1 Saturday AM Kings 2 Saturday AM Selwyn 2 Saturday AM</p> <p>Capacity There are sufficient pitches available at Peak Times. Capacity is 21 games per week. Demand is 5 games per week. The pitches are underplayed by 16 pitches.</p> <p>Cricket Camden 3rd X1 Saturday PM 8 games University (12 games)</p> | | | | | |
| | NUMBER OF PITCHES | NUMBER OF NON TURF | CAPACITY - GAMES | GAMES PLAYED: | | OVER PLAYED / UNDER PLAYED |
| | | | | SENIOR | JUNIOR | |
| CRICKET | 15 | 0 | 75 | 20 | 0 | 55 |
| LATENT DEMAND | | | | | | |
| MAJOR / STRATEGIC ISSUES: | | | | | | |

CITY OF CAMBRIDGE - SUB AREA –WEST CENTRAL AREA
 FOOTBALL, CRICKET AND RUGBY

| | |
|--------------------------------------|--|
| MINOR / CLUB SPECIFIC ISSUES: | |
| ACTION PLAN OVERVIEW | |
| PROTECT | This site needs to be protected as a playing pitch site in the Local Plan. |
| ENHANCE | |
| PROVIDE | |

CITY OF CAMBRIDGE - SUB AREA –WEST CENTRAL AREA
FOOTBALL, CRICKET AND RUGBY

| | |
|--|---|
| SITE NAME: | St John's College (University College) |
| SUB AREA: | West and Central |
| SECURED/UNSECURED COMMUNITY USE: | Unsecured |
|  | |
| PITCH SPORTS PLAYED ON THIS SITE: | Football and Hockey |
| TYPE OF PITCH AND QUALITY RATING | 3 adult football pitches – 'Good' rating 2 Mini soccer 7 v 7 – 'good' rating 1 AGP Sand Dressed Pitch. |
| TEAMS ON THIS SITE AND TIME OF PLAY: | <p>Adult Football University College St Johns 1 Saturday AM Sidney Sussex 1 Saturday AM St Johns 2 Saturday AM Sidney Sussex 2 Saturday AM St Johns 3 Saturday AM</p> <p>Capacity There are sufficient pitches available at peak time. Capacity is 9 games per week. Demand is 2.5 games per week. Pitches are underplayed by 6.5 games per week. Mini soccer 7 v 7 pitch has a capacity for 12 games per week and is underplayed by 12 games per week.</p> |
| MAJOR / STRATEGIC ISSUES: | |
| MINOR / CLUB SPECIFIC ISSUES: | |
| ACTION PLAN OVERVIEW | |
| PROTECT | Ensure protection of the playing pitches at this site in the Local Plan |
| ENHANCE | Renewal of carpet for sand dressed AGP |
| PROVIDE | |

CITY OF CAMBRIDGE - SUB AREA –WEST CENTRAL AREA
 FOOTBALL, CRICKET AND RUGBY

| | |
|---|---|
| SITE NAME: | Trinity College Old Fields (University College) |
| SUB AREA: | West and Central |
| SECURED/UNSECURED COMMUNITY USE: | Unsecured |




| | |
|---|--|
| PITCH SPORTS PLAYED ON THIS SITE: | Football and Cricket |
| TYPE OF PITCH AND QUALITY RATING: | 1 adult football – ‘Good’ rating 1 mini soccer 7 v 7 –‘good’ rating 1 cricket field – ‘good’ rating |
| TEAMS ON THIS SITE AND TIME OF PLAY: | <p>Adult Football University College and Community use Cambridge City Reserves FC – Saturday PM Cambridge City U17’s Sunday AM Cambridge City U16s Sunday AM Trinity 1 Saturday AM Trinity 2 Saturday AM Trinity Bruces Saturday AM Cambridge Celts U16 Sunday PM</p> <p>Capacity Adult pitches there are insufficient pitches at Peak Time Saturday AM. Capacity is 3 games per week. Demand is 3.5 games per week. This pitch is overplayed by 0.5 games per week.</p> <p>Mini Soccer 7 v 7 Cambridge Celts U8 Saturday AM There are sufficient pitches available at Peak Time. Capacity is 6 games per week. Demand is 0.5 games per week. The pitch is underplayed by 5.5 games per week</p> <p>Cricket Romsey Town CC 1st X1 Saturday PM (6 games) Madingley CC 2nd X1 Saturday PM (10 games)</p> |


CITY OF CAMBRIDGE - SUB AREA –WEST CENTRAL AREA
 FOOTBALL, CRICKET AND RUGBY

| | | | | | | |
|--------------------------------------|--|---------------------------|-------------------------|----------------------|---------------|-----------------------------------|
| | Camden CC Thursday X1 midweek (6 games) Camden CC Cricket Week – midweek (2 games) University Cricket (10 games) | | | | | |
| | NUMBER OF PITCHES | NUMBER OF NON TURF | CAPACITY - GAMES | GAMES PLAYED: | | OVER PLAYED / UNDER PLAYED |
| | | | | SENIOR | JUNIOR | |
| CRICKET | 18 | 0 | 90 | 36 | 0 | +54 |
| LATENT DEMAND | | | | | | |
| MAJOR / STRATEGIC ISSUES: | | | | | | |
| MINOR / CLUB SPECIFIC ISSUES: | | | | | | |
| ACTION PLAN OVERVIEW | | | | | | |
| PROTECT | Ensure protection of the playing pitches at this site in the Local Plan | | | | | |
| ENHANCE | | | | | | |
| PROVIDE | | | | | | |

CITY OF CAMBRIDGE - SUB AREA –WEST CENTRAL AREA
 FOOTBALL, CRICKET AND RUGBY

| | |
|--|--|
| SITE NAME: | Trinity Hall Sports ground (University College) |
| SUB AREA: | West and Central |
| SECURED/UNSECURED COMMUNITY USE: | Unsecured |
|  | |
| PITCH SPORTS PLAYED ON THIS SITE: | Football |
| TYPE OF PITCH AND QUALITY RATING | 1 adult pitch – ‘Standard’ rating |
| TEAMS ON THIS SITE AND TIME OF PLAY: | <p>Adult Football University College Trinity Hall 1 Saturday AM Trinity Hall 2 Saturday AM Jesus 4 Saturday AM</p> <p>Capacity There are insufficient pitches at Peak Time on a Saturday Capacity is 2 games per week. Demand is 1.5 games per week. This pitch is currently underplayed.</p> |
| MAJOR / STRATEGIC ISSUES: | |
| MINOR / CLUB SPECIFIC ISSUES: | |
| ACTION PLAN OVERVIEW | |
| PROTECT | Ensure protection of the playing pitches at this site in the Local Plan |
| ENHANCE | |
| PROVIDE | |

CITY OF CAMBRIDGE - SUB AREA –WEST CENTRAL AREA
FOOTBALL, CRICKET AND RUGBY

| | | | | | | |
|---|---|---------------------------|-------------------------|----------------------|---------------|-----------------------------------|
| SITE NAME: | Churchill College (University College) | | | | | |
| SUB AREA: | West and Central | | | | | |
| SECURED/UNSECURED COMMUNITY USE: | Unsecured | | | | | |
|  | | | | | | |
| PITCH SPORTS PLAYED ON THIS SITE: | Football and Cricket | | | | | |
| TYPE OF PITCH AND QUALITY RATING: | 2 adult football pitches – ‘Standard’ rating 1 cricket field ‘good’ rating | | | | | |
| TEAMS ON THIS SITE AND TIME OF PLAY: | <p>Adult Football University College</p> <p>Corpus Christi Saturday AM</p> <p>Capacity There are sufficient pitches available at peak times. Capacity is for 4 games per week. Demand is for 0.5 games per week. This pitch is underplayed by 3.5 games per week. Cricket</p> <p>University Cricket Only – capacity not known</p> | | | | | |
| | NUMBER OF PITCHES | NUMBER OF NON TURF | CAPACITY - GAMES | GAMES PLAYED: | | OVER PLAYED / UNDER PLAYED |
| | | | | SENIOR | JUNIOR | |
| CRICKET | 22 | 0 | 110 | Not Known | 0 | - |
| LATENT DEMAND | | | | | | |
| MAJOR / STRATEGIC ISSUES: | | | | | | |
| MINOR / CLUB SPECIFIC ISSUES: | | | | | | |

CITY OF CAMBRIDGE - SUB AREA –WEST CENTRAL AREA
FOOTBALL, CRICKET AND RUGBY

| ACTION PLAN OVERVIEW | |
|-----------------------------|---|
| PROTECT | Ensure protection of the playing pitches at this site in the Local Plan |
| ENHANCE | |
| PROVIDE | |

CITY OF CAMBRIDGE - SUB AREA –WEST CENTRAL AREA
FOOTBALL, CRICKET AND RUGBY

| | |
|---|--|
| SITE NAME: | Queens and Robinson College (University College) |
| SUB AREA: | West and Central |
| SECURED/UNSECURED COMMUNITY USE: | Unsecured |



| | | | | | | |
|---|---|---------------------------|-------------------------|----------------------|---------------|-----------------------------------|
| PITCH SPORTS PLAYED ON THIS SITE: | Cricket | | | | | |
| TYPE OF PITCH AND QUALITY RATING: | 1 cricket field | | | | | |
| TEAMS ON THIS SITE AND TIME OF PLAY: | Cricket Camden CC 2 nd X1 Saturday PM 11 games University (9 games) | | | | | |
| | NUMBER OF PITCHES | NUMBER OF NON TURF | CAPACITY - GAMES | GAMES PLAYED: | | OVER PLAYED / UNDER PLAYED |
| | | | | SENIOR | JUNIOR | |
| CRICKET | 10 | 0 | 50 | 20 | 0 | +30 |
| LATENT DEMAND | | | | | | |
| MAJOR / STRATEGIC ISSUES: | | | | | | |
| MINOR / CLUB SPECIFIC ISSUES: | | | | | | |
| ACTION PLAN OVERVIEW | | | | | | |
| PROTECT | Ensure protection of the playing pitches at this site in the Local Plan | | | | | |
| ENHANCE | | | | | | |
| PROVIDE | | | | | | |


CITY OF CAMBRIDGE - SUB AREA –WEST CENTRAL AREA
FOOTBALL, CRICKET AND RUGBY

| | |
|---|------------------|
| SITE NAME: | The Leys School |
| SUB AREA: | West and Central |
| SECURED/UNSECURED COMMUNITY USE: | Unsecured |



| | | | | | | |
|---|---|---------------------------|-------------------------|----------------------|---------------|-----------------------------------|
| PITCH SPORTS PLAYED ON THIS SITE: | Cricket | | | | | |
| TYPE OF PITCH AND QUALITY RATING: | 1 cricket field | | | | | |
| TEAMS ON THIS SITE AND TIME OF PLAY: | Cricket Old Leysians and the school maximise the capacity of games. | | | | | |
| | NUMBER OF PITCHES | NUMBER OF NON TURF | CAPACITY - GAMES | GAMES PLAYED: | | OVER PLAYED / UNDER PLAYED |
| | | | | SENIOR | JUNIOR | |
| CRICKET | 15 | 0 | 75 | 75 | 0 | |
| LATENT DEMAND | | | | | | |
| MAJOR / STRATEGIC ISSUES: | | | | | | |
| MINOR / CLUB SPECIFIC ISSUES: | | | | | | |
| ACTION PLAN OVERVIEW | | | | | | |
| PROTECT | Ensure protection of the playing pitches at this site in the Local Plan | | | | | |
| ENHANCE | AGP sand dressed carpet due to be replaced 2022 | | | | | |
| PROVIDE | | | | | | |


CITY OF CAMBRIDGE - SUB AREA –WEST CENTRAL AREA
 FOOTBALL, CRICKET AND RUGBY

| | |
|---|---|
| SITE NAME: | The Leys Sports Complex – Latham Road |
| SUB AREA: | West and Central |
| SECURED/UNSECURED COMMUNITY USE: | Unsecured |
|  | |
| PITCH SPORTS PLAYED ON THIS SITE: | Sand Dressed artificial Grass Pitch – Not available for community use. |
| TYPE OF PITCH AND QUALITY RATING: | |
| TEAMS ON THIS SITE AND TIME OF PLAY: | |
| LATENT DEMAND | |
| MAJOR / STRATEGIC ISSUES: | |
| MINOR / CLUB SPECIFIC ISSUES: | |
| ACTION PLAN OVERVIEW | |
| PROTECT | Ensure protection of the playing pitches at this site in the Local Plan |
| ENHANCE | AGP sand dressed carpet due to be replaced 2021 |
| PROVIDE | |

SOUTH CAMBRIDGESHIRE DISTRICT COUNCIL - SUB AREA –NORTH AREA
FOOTBALL, CRICKET AND RUGBY

SOUTH CAMBRIDGESHIRE DISTRICT COUNCIL


NORTH AREA - SITE BY SITE INDIVIDUAL PLANS

| | |
|---|---|
| SITE NAME: | Swavesey Recreation Green |
| SUB AREA: | North Area |
| SECURED/UNSECURED COMMUNITY USE: | Secured |
|  | |
| PITCH SPORTS PLAYED ON THIS SITE: | Football |
| TYPE OF PITCH AND QUALITY RATING: | 1 adult football pitch, Standard rating 2 mini soccer 7 v 7 standard rating |
| TEAMS ON THIS SITE AND TIME OF PLAY: | <p>Adult Swavesey Institute Saturday PM Swavesey Institute Reserves Saturday PM Swavesey Spartans Colts U17 Sunday AM Swavesey Sports U15 Sunday PM Swavesey Spartans Girls U14 Saturday AM</p> <p>Mini Soccer 7 v 7 Swavesey Spartans Girls U12 Saturday AM Swavesey Spartans Girls U10 Saturday AM Swavesey Spartans Girls Blue U10 Saturday AM</p> |

SOUTH CAMBRIDGESHIRE DISTRICT COUNCIL - SUB AREA –NORTH AREA
FOOTBALL, CRICKET AND RUGBY

| | PITCH CAPACITY | DEMAND (MATCH EQUIVALENTS) | DIFFERENCE BETWEEN CAPACITY AND DEMAND |
|--------------------------------------|---|----------------------------|--|
| ADULT FOOTBALL | 6 | 2.5 | +3.5 |
| MINI SOCCER 7 V 7 | 8 | 1.5 | +6.5 |
| MAJOR / STRATEGIC ISSUES: | New drainage provided in 2015. | | |
| MINOR / CLUB SPECIFIC ISSUES: | None Identified | | |
| ACTION PLAN OVERVIEW | | | |
| PROTECT | This site needs protecting as a playing field site in the Local Plan. | | |
| ENHANCE | Junior teams appear to be playing on adult pitches. Over play of adult pitch. | | |
| PROVIDE | Need to be flexible on pitch sizes as age groups change | | |

SOUTH CAMBRIDGESHIRE DISTRICT COUNCIL - SUB AREA –NORTH AREA
 FOOTBALL, CRICKET AND RUGBY

| | | | |
|--|--|-----------------------------------|---|
| SITE NAME: | Bar Hill Community Primary School | | |
| SUB AREA: | North Area | | |
| SECURED/UNSECURED COMMUNITY USE: | Unsecured | | |
|  | | | |
| PITCH SPORTS PLAYED ON THIS SITE: | Football | | |
| TYPE OF PITCH AND QUALITY RATING: | 1 Junior 11 v 11 football, Poor | | |
| TEAMS ON THIS SITE AND TIME OF PLAY: | Junior 11 v 11 Bar Hill U14 Sunday AM | | |
| | PITCH CAPACITY | DEMAND (MATCH EQUIVALENTS) | DIFFERENCE BETWEEN CAPACITY AND DEMAND |
| JUNIOR 11 v 11 | 1 | 0.5 | +0.5 |
| MAJOR / STRATEGIC ISSUES: | None Identified | | |
| MINOR / CLUB SPECIFIC ISSUES: | None Identified | | |
| ACTION PLAN OVERVIEW | | | |
| PROTECT | This site needs protecting as a playing field site in the Local Plan | | |
| ENHANCE | | | |
| PROVIDE | | | |

SOUTH CAMBRIDGESHIRE DISTRICT COUNCIL - SUB AREA –NORTH AREA
 FOOTBALL, CRICKET AND RUGBY

| | |
|---|------------------------|
| SITE NAME: | Bar Hill Village Green |
| SUB AREA: | North Area |
| SECURED/UNSECURED COMMUNITY USE: | Secured |




| | |
|---|---|
| PITCH SPORTS PLAYED ON THIS SITE: | Football and Cricket |
| TYPE OF PITCH AND QUALITY RATING: | <p>Football</p> <p>1 adult football pitch, Standard rating 2 mini soccer 7 v 7, standard rating</p> <p>Cricket</p> <p>1 cricket square and outfield</p> |
| TEAMS ON THIS SITE AND TIME OF PLAY: | <p>Adult Football Bar Hill Saturday FC Saturday PM Bar Hill Saturday Reserves Saturday PM Bar Hill Vets Sunday AM Bar Hill FC Sunday AM Bar Hill Women's FC Sunday PM</p> <p>Junior 9 v 9 football Bar Hill Girls U12 Saturday AM Bar Hill Colts Foxes U12 Saturday AM Bar Hill Colts U11 Saturday AM Bar Hill Colts U10 Saturday AM Bar Hill Colts U9 Saturday AM Bar Hill Colts U9 Saturday AM Bar Hill Colts U9 Saturday AM Bar Hill colts U8 Saturday AM</p> |

SOUTH CAMBRIDGESHIRE DISTRICT COUNCIL - SUB AREA –NORTH AREA
FOOTBALL, CRICKET AND RUGBY

| | | | | | | |
|--------------------------------------|--|-----------------------------------|-------------------------|----------------------|---|-----------------|
| | Cricket Bar Hill 1 st X1 Saturday Pm Bar Hill Midweek X1 | | | | | |
| | PITCH CAPACITY | DEMAND (MATCH EQUIVALENTS) | | | DIFFERENCE BETWEEN CAPACITY AND DEMAND | |
| ADULT FOOTBALL | 2 | 2.5 | | | +0.5 | |
| MINI SOCCER 7 V 7 | 8 | 4 | | | +4 | |
| CRICKET | NUMBER OF PITCHES | NUMBER OF NON-TURF | CAPACITY - GAMES | GAMES PLAYED: | | CAPACITY |
| | | | | SENIOR | JUNIOR | |
| CRICKET | 10 | 0 | 50 | 20 | 0 | 30 |
| MAJOR / STRATEGIC ISSUES: | Drainage works have been carried out but not very well. | | | | | |
| MINOR / CLUB SPECIFIC ISSUES: | Adult teams currently over play the adult pitch. | | | | | |
| ACTION PLAN OVERVIEW | | | | | | |
| PROTECT | This site needs protecting as a playing field site in the Local Plan | | | | | |
| ENHANCE | Over play adult pitch – look at improving maintenance and improve capacity of play on the pitch. Need to revisit drainage works on site | | | | | |
| PROVIDE | Need to be flexible on pitch sizes as age groups change | | | | | |

SOUTH CAMBRIDGESHIRE DISTRICT COUNCIL - SUB AREA –NORTH AREA
FOOTBALL, CRICKET AND RUGBY

| | | | |
|--|---|-----------------------------------|---|
| SITE NAME: | Barton Recreation Ground | | |
| SUB AREA: | North Area | | |
| SECURED/UNSECURED COMMUNITY USE: | Secured | | |
|  | | | |
| PITCH SPORTS PLAYED ON THIS SITE: | Football | | |
| TYPE OF PITCH AND QUALITY RATING: | 1 Adult football pitch, Standard rating 1 mini soccer 7 v 7, standard rating | | |
| TEAMS ON THIS SITE AND TIME OF PLAY: | <p>Adult Football Toft Lions FC Sunday AM Dobler FC Sunday AM Royston Town Women's FC Sunday PM Comberton Ladies U16 Saturday AM Comberton Crusaders U13 Saturday AM</p> <p>Mini Soccer 7 v 7 None identified</p> | | |
| | PITCH CAPACITY | DEMAND (MATCH EQUIVALENTS) | DIFFERENCE BETWEEN CAPACITY AND DEMAND |
| ADULT FOOTBALL | 2 | 2.5 | + 0.5 |
| MINI SOCCER 7 v 7 | 4 | 0 | +4 |
| MAJOR / STRATEGIC ISSUES: | None Identified | | |
| MINOR / CLUB SPECIFIC ISSUES: | None Identified | | |

SOUTH CAMBRIDGESHIRE DISTRICT COUNCIL - SUB AREA –NORTH AREA
FOOTBALL, CRICKET AND RUGBY

| ACTION PLAN OVERVIEW | |
|-----------------------------|--|
| PROTECT | This site needs protecting as a playing field site in the Local Plan |
| ENHANCE | |
| PROVIDE | |

SOUTH CAMBRIDGESHIRE DISTRICT COUNCIL - SUB AREA –NORTH AREA
 FOOTBALL, CRICKET AND RUGBY

| | |
|---|---|
| SITE NAME: | Cottenham and District Sports Centre (Village School) |
| SUB AREA: | North Area |
| SECURED/UNSECURED COMMUNITY USE: | Unsecured |




| | |
|---|--|
| PITCH SPORTS PLAYED ON THIS SITE: | Football and Rugby |
| TYPE OF PITCH AND QUALITY RATING: | 2 adult football pitches, Good rating 1 junior football pitch, good rating 1 non-turf cricket pitch 3G Rubber crumb 60m x 40m floodlit built or refurbished last in 2008. 1 grass rugby pitch MO/D1 capacity 1.5 games per week |
| TEAMS ON THIS SITE AND TIME OF PLAY: | <p>Adult Football</p> <p>Histon British Legion Sunday AM Alma FC Sunday AM Alma FC Reserves Sunday AM Arbury Vipers FC Sunday AM</p> <p>Rugby</p> <p>Renegades Rugby Club 1st Team Renegades Rugby Club U14 Renegades Rugby Club Rascals Mini/Midi</p> <p>Capacity is for 1.25 game per week match equivalents on a pitch that can take a match capacity of 1.5 games per week. There are currently no pitches with floodlights so there is a deficit of 1.5 midweek training equivalents.</p> |

SOUTH CAMBRIDGESHIRE DISTRICT COUNCIL - SUB AREA –NORTH AREA
FOOTBALL, CRICKET AND RUGBY

| | | | |
|--------------------------------------|--|-----------------------------------|---|
| | All 3 teams train at the Recreation Ground Lambs Lane midweek Adults and juniors. Mini and Midis train on Sunday mornings. | | |
| | PITCH CAPACITY | DEMAND (MATCH EQUIVALENTS) | DIFFERENCE BETWEEN CAPACITY AND DEMAND |
| ADULT FOOTBALL | 6 | 2 | +4 |
| JUNIOR FOOTBALL | 3 | 0 | +3 |
| MAJOR / STRATEGIC ISSUES: | 3G rubber crumb carpet will require replacement in 2018 (approximately 10 years after first use). | | |
| MINOR / CLUB SPECIFIC ISSUES: | None identified | | |
| ACTION PLAN OVERVIEW | | | |
| PROTECT | This site needs protecting as a playing field site in the Local Plan | | |
| ENHANCE | | | |
| PROVIDE | The 3G rubber crumb carpet will need to be replaced in or around 2018. | | |


SOUTH CAMBRIDGESHIRE DISTRICT COUNCIL - SUB AREA –NORTH AREA
FOOTBALL, CRICKET AND RUGBY

| | | | |
|--|--|-----------------------------------|---|
| SITE NAME: | Elsworth Recreation Ground – Leased to Elsworth Sports Club | | |
| SUB AREA: | North Area | | |
| SECURED/UNSECURED COMMUNITY USE: | Secured | | |
|  | | | |
| PITCH SPORTS PLAYED ON THIS SITE: | Football and Cricket | | |
| TYPE OF PITCH AND QUALITY RATING: | <p>Football 1 adult football pitch, standard quality 1 junior 9 v 9 pitch, standard quality</p> <p>Cricket 1 cricket field</p> | | |
| TEAMS ON THIS SITE AND TIME OF PLAY: | <p>Adult Football Elsworth Sports FC Saturday PM</p> <p>Junior 9 v 9 Swavesey Spartans U12 Saturday AM</p> <p>Cricket Elsworth 1st X1 Saturday PM Cambridge NCI 2nd X1 Saturday PM 2 games Cambridge NCI 3rd XI Saturday PM 1 game</p> | | |
| | PITCH CAPACITY | DEMAND (MATCH EQUIVALENTS) | DIFFERENCE BETWEEN CAPACITY AND DEMAND |
| ADULT FOOTBALL | 2 | 0.5 | - 1.5 |
| JUNIOR 9 v 9 | 2 | 0.5 | - 1.5 |


SOUTH CAMBRIDGESHIRE DISTRICT COUNCIL - SUB AREA –NORTH AREA
 FOOTBALL, CRICKET AND RUGBY

| | NUMBER OF PITCHES | NUMBER OF NON-TURF | CAPACITY | GAMES PLAYED: | | CAPACITY |
|-------------------------------|---|--------------------|----------|---------------|--------|----------|
| | | | | SENIOR | JUNIOR | |
| CRICKET | 6 | 1 | 30 - 60 | 15 | 0 | -15 |
| MAJOR / STRATEGIC ISSUES: | None Identified | | | | | |
| MINOR / CLUB SPECIFIC ISSUES: | Need to improve car parking | | | | | |
| ACTION PLAN OVERVIEW | | | | | | |
| PROTECT | This site needs protecting as a playing field site in the Local Plan | | | | | |
| ENHANCE | Sports Club to work with the Parish to look at extending car parking. | | | | | |
| PROVIDE | | | | | | |

SOUTH CAMBRIDGESHIRE DISTRICT COUNCIL - SUB AREA –NORTH AREA
FOOTBALL, CRICKET AND RUGBY

| | | | |
|--|--|-----------------------------------|---|
| SITE NAME: | Fen Drayton Recreation Ground | | |
| SUB AREA: | North Area | | |
| SECURED/UNSECURED COMMUNITY USE: | Secured | | |
|  | | | |
| PITCH SPORTS PLAYED ON THIS SITE: | Football | | |
| TYPE OF PITCH AND QUALITY RATING: | 2 adult football pitches, Poor rating | | |
| TEAMS ON THIS SITE AND TIME OF PLAY: | Adult Football Drayton Lions FC Sunday AM | | |
| | PITCH CAPACITY | DEMAND (MATCH EQUIVALENTS) | DIFFERENCE BETWEEN CAPACITY AND DEMAND |
| ADULT FOOTBALL | 2 | 0.5 | +1.5 |
| MAJOR / STRATEGIC ISSUES: | None Identified | | |
| MINOR / CLUB SPECIFIC ISSUES: | None Identified | | |
| ACTION PLAN OVERVIEW | | | |
| PROTECT | This site needs protecting as a playing field site in the Local Plan | | |
| ENHANCE | | | |
| PROVIDE | | | |

SOUTH CAMBRIDGESHIRE DISTRICT COUNCIL - SUB AREA –NORTH AREA
FOOTBALL, CRICKET AND RUGBY

| | |
|--|---|
| SITE NAME: | Girton Recreation Ground |
| SUB AREA: | North Area |
| SECURED/UNSECURED COMMUNITY USE: | Secured |
|  | |
| PITCH SPORTS PLAYED ON THIS SITE: | Football and Cricket |
| TYPE OF PITCH AND QUALITY RATING: | 4 adult football pitches, Good rating 1 mini soccer 7 v 7, good rating 1 cricket field 1 sand filled artificial grass pitch small |
| TEAMS ON THIS SITE AND TIME OF PLAY: | <p>Adult Football Girton United Saturday PM Girton United Reserves Saturday PM Cambridge Cosmos Sunday AM Girton Colts U17 FC Sunday AM Anglia Ruskin University 1st Wednesday PM Anglia Ruskin University 2^{nds} Wednesday PM Anglia Ruskin University 3^{rds} Wednesday PM Anglia Ruskin University Women's Wednesday PM Anglia Ruskin 1 Saturday AM Anglia Ruskin 2 Saturday AM Cambridge Rangers FC Sunday PM Girton Colts U16 Sunday AM</p> <p>Mini Soccer 7 v 7 Girton Colts U12 Saturday AM Girton Colts U11 Saturday AM</p> <p>Cricket Girton 1st X1 Saturday Pm</p> |

SOUTH CAMBRIDGESHIRE DISTRICT COUNCIL - SUB AREA –NORTH AREA
FOOTBALL, CRICKET AND RUGBY

| | | | | | | |
|--------------------------------------|--|-----------------------------------|-------------------------|---|---------------|-----------------|
| | Girton 2 nd X1 Saturday PM Cambridge Granta U11A Midweek Cambridge Granta U11B Midweek Cambridge Granta U10 Midweek | | | | | |
| | PITCH CAPACITY | DEMAND (MATCH EQUIVALENTS) | | DIFFERENCE BETWEEN CAPACITY AND DEMAND | | |
| ADULT FOOTBALL | 12 | 6 | | +6 | | |
| MINI SOCCER 7 v 7 | 6 | 1 | | +5 | | |
| | NUMBER OF PITCHES | NUMBER OF NON-TURF | CAPACITY - GAMES | GAMES PLAYED: | | CAPACITY |
| | | | | SENIOR | JUNIOR | |
| CRICKET | 7 | 0 | 35 | 20 | 11 | +4 |
| MAJOR / STRATEGIC ISSUES: | None Identified | | | | | |
| MINOR / CLUB SPECIFIC ISSUES: | None Identified | | | | | |
| ACTION PLAN OVERVIEW | | | | | | |
| PROTECT | This site needs protecting as a playing field site in the Local Plan | | | | | |
| ENHANCE | Employ an agronomist to identify the improvements required to improve drainage and seek funds to carry out the work Sand dressed AGP carpet requires replacing ASAP | | | | | |
| PROVIDE | Release of Anglia Ruskin University Football Team to their own ground at Howes Close would free up pitch space at this site. | | | | | |

SOUTH CAMBRIDGESHIRE DISTRICT COUNCIL - SUB AREA –NORTH AREA
FOOTBALL, CRICKET AND RUGBY

| | |
|---|------------------------------------|
| SITE NAME: | Histon and Impington Junior School |
| SUB AREA: | North Area |
| SECURED/UNSECURED COMMUNITY USE: | Unsecured |



| | | | |
|--|--|-----------------------------------|---|
| PITCH SPORTS PLAYED ON THIS SITE: TYPE OF PITCH | Football | | |
| TYPE OF PITCH AND QUALITY RATING: | 1 Junior 9 v 9 football pitch, Standard rating 1 mini soccer 7 v 7 pitch, standard rating | | |
| TEAMS ON THIS SITE AND TIME OF PLAY: | Mini Soccer 7 v 7 Histon Hornets U10 City Girls Saturday AM Histon Hornets U10 Reds Girls Saturday AM | | |
| | PITCH CAPACITY | DEMAND (MATCH EQUIVALENTS) | DIFFERENCE BETWEEN CAPACITY AND DEMAND |
| JUNIOR 9 v 9 | 2 | 0 | - 2 |
| MINI SOCCER 7 v 7 | 4 | 1 | - 3 |
| MAJOR / STRATEGIC ISSUES: | None Identified | | |
| MINOR / CLUB SPECIFIC ISSUES: | None Identified | | |
| ACTION PLAN OVERVIEW | | | |
| PROTECT | This site needs protecting as a playing field site in the Local Plan | | |
| ENHANCE | | | |
| PROVIDE | Need to be flexible on pitch sizes as age groups change | | |

SOUTH CAMBRIDGESHIRE DISTRICT COUNCIL - SUB AREA –NORTH AREA
FOOTBALL, CRICKET AND RUGBY

| | |
|---|------------------------------|
| SITE NAME: | Histon (Glass World Stadium) |
| SUB AREA: | North Area |
| SECURED/UNSECURED COMMUNITY USE: | Secured |



| | | | |
|---|--|-----------------------------------|---|
| PITCH SPORTS PLAYED ON THIS SITE: | Football | | |
| TYPE OF PITCH AND QUALITY RATING | 1 adult stadia pitch, good rating | | |
| TEAMS ON THIS SITE AND TIME OF PLAY: | Adult Hison FC Saturday PM | | |
| | PITCH CAPACITY | DEMAND (MATCH EQUIVALENTS) | DIFFERENCE BETWEEN CAPACITY AND DEMAND |
| ADULT FOOTBALL | 3 | 0.5 | +2.5 |
| MAJOR / STRATEGIC ISSUES: | None Identified | | |
| MINOR / CLUB SPECIFIC ISSUES: | None Identified | | |
| ACTION PLAN OVERVIEW | | | |
| PROTECT | This site needs protecting as a playing field site in the Local Plan | | |
| ENHANCE | | | |
| PROVIDE | | | |

SOUTH CAMBRIDGESHIRE DISTRICT COUNCIL - SUB AREA –NORTH AREA
FOOTBALL, CRICKET AND RUGBY

| | |
|---|--|
| SITE NAME: | Histon and Impington Recreation Ground |
| SUB AREA: | North Area |
| SECURED/UNSECURED COMMUNITY USE: | Secured |



| | |
|---|---|
| PITCH SPORTS PLAYED ON THIS SITE: | Football and Cricket |
| TYPE OF PITCH AND QUALITY RATING: | 2 adult football pitches, good rating 1 junior 11 v 11 , standard rating 1 junior 9 v 9, good rating 4 mini soccer 7 v 7, good rating 2 cricket field 1 sand dressed AGP 37 x 20 floodlit refurbished 2006. |
| TEAMS ON THIS SITE AND TIME OF PLAY: | <p>Adult Histon Hornet Sports Saturday PM Histon Hornets Saturday PM Histon Hornets U17 Sunday PM Histon Hornets U15 Sunday PM Histon Hornets Ladies U16 Saturday AM Histon Hornets U14 Sunday AM</p> <p>Junior 11 v 11 Histon Hornets Girls U15 Saturday AM Histon Hornets Girls U14 Saturday AM Histon Hornets Girls U13 Saturday AM</p> <p>Junior 9 v 9 Histon Hornets U12 Saturday AM Histon Hornets U12 Saturday AM Histon Hornets U11 Saturday AM Histon Hornets U11 Saturday AM</p> |

SOUTH CAMBRIDGESHIRE DISTRICT COUNCIL - SUB AREA –NORTH AREA
FOOTBALL, CRICKET AND RUGBY

| | | | | | | |
|--------------------------------------|--|-----------------------------------|-------------------------|----------------------|---|-----------------|
| | <p>Mini Soccer 7 v 7 Histon Hornets U10 Saturday AM Histon Hornets U9 Saturday AM Histon Hornets U9 Saturday AM Histon Hornets U8 Saturday AM Histon Hornets U8 Saturday AM Histon Hornets U7 Saturday AM Histon Hornets U7 Saturday AM Histon Hornets U7 Saturday AM</p> <p>Cricket Histon 1st X1 Saturday PM Histon 2nd X1 Saturday PM Histon 3rd X1 Saturday PM Histon Midweek X1 Mid-week Histon U15 Histon U13 Histon U12 Histon U11</p> | | | | | |
| | PITCH CAPACITY | DEMAND (MATCH EQUIVALENTS) | | | DIFFERENCE BETWEEN CAPACITY AND DEMAND | |
| ADULT FOOTBALL | 3 | 3 | | | 0 | |
| JUNIOR 11 v 11 | 2 | 1.5 | | | -0.5 | |
| JUNIOR 9 v 9 | 4 | 2 | | | -2 | |
| MINI SOCCER 7 v 7 | 24 | 4 | | | -20 | |
| CRICKET | NUMBER OF PITCHES | NUMBER OF NON-TURF | CAPACITY - GAMES | GAMES PLAYED: | | CAPACITY |
| CRICKET | 16 | 0 | 80 | SENIOR | JUNIOR | +1 |
| MAJOR / STRATEGIC ISSUES: | None Identified | | | | | |
| MINOR / CLUB SPECIFIC ISSUES: | Cricket Club is over playing the pitches | | | | | |
| ACTION PLAN OVERVIEW | | | | | | |
| PROTECT | This site needs protecting as a playing field site in the Local Plan | | | | | |
| ENHANCE | Junior teams appear to be playing on adult pitches or overplay on junior pitch | | | | | |
| PROVIDE | Need to be flexible on pitch sizes as age groups change | | | | | |

SOUTH CAMBRIDGESHIRE DISTRICT COUNCIL - SUB AREA –NORTH AREA
FOOTBALL, CRICKET AND RUGBY

| | |
|---|---|
| SITE NAME: | Impington Sports Centre Village College |
| SUB AREA: | North Area |
| SECURED/UNSECURED COMMUNITY USE: | Secured |




| | | | |
|---|---|-----------------------------------|---|
| PITCH SPORTS PLAYED ON THIS SITE: | Football | | |
| TYPE OF PITCH AND QUALITY RATING | 1 adult football pitch, standard rating 6 mini soccer 5 v 5 pitches, standard rating | | |
| TEAMS ON THIS SITE AND TIME OF PLAY: | <p>Adult Football Mott MacDonald FC Saturday PM Cambridge Musketeers FC Sunday AM Cambridge University Women FC Sunday PM</p> <p>Mini Soccer 5 v 5 Milton Colts U14 Sunday AM Histon Hornets U13 Saturday AM Histon Hornets U13 Saturday AM</p> | | |
| | PITCH CAPACITY | DEMAND (MATCH EQUIVALENTS) | DIFFERENCE BETWEEN CAPACITY AND DEMAND |
| ADULT FOOTBALL | 2 | 1.5 | - 0.5 |
| MINI SOCCER 5 v 5 | 24 | 1.5 | - 22.5 |
| MAJOR / STRATEGIC ISSUES: | None Identified | | |
| MINOR / CLUB SPECIFIC ISSUES: | None Identified | | |

SOUTH CAMBRIDGESHIRE DISTRICT COUNCIL - SUB AREA –NORTH AREA
FOOTBALL, CRICKET AND RUGBY

| ACTION PLAN OVERVIEW | |
|-----------------------------|--|
| PROTECT | This site needs protecting as a playing field site in the Local Plan |
| ENHANCE | |
| PROVIDE | Need to be flexible on pitch sizes as age groups change |

SOUTH CAMBRIDGESHIRE DISTRICT COUNCIL - SUB AREA –NORTH AREA
 FOOTBALL, CRICKET AND RUGBY

| | |
|--|---|
| SITE NAME: | King George V Playing Fields (Cottenham Recreation Ground) |
| SUB AREA: | North Area |
| SECURED/UNSECURED COMMUNITY USE: | Secured |
|  | |
| PITCH SPORTS PLAYED ON THIS SITE: | Football, Cricket, Rugby |
| TYPE OF PITCH AND QUALITY RATING: | 3 adult football pitches, standard rating 1 junior 11 v 11 football pitch. Good rating 1 mini soccer 7 v 7 pitch, good rating 2 cricket fields Small grass training are with 3 floodlights |
| TEAMS ON THIS SITE AND TIME OF PLAY: | <p>Football</p> <p>Adult Cottenham United FC Saturday PM Cottenham United Reserves Saturday PM</p> <p>Junior 11 v 11 Cottenham United Colts U15 Sunday PM Cottenham United Colts U14 Sunday AM Cottenham United Colts U13 Sunday AM</p> <p>Mini Soccer 7 v 7 Cottenham United Colts U12 Saturday AM Cottenham United Colts U11 Saturday AM Cottenham United Colts U10 Saturday Am Cottenham United Colts U10 Saturday AM Cottenham United Colts U8 Saturday AM Papworth Blasters U12 Saturday AM</p> |

SOUTH CAMBRIDGESHIRE DISTRICT COUNCIL - SUB AREA –NORTH AREA
FOOTBALL, CRICKET AND RUGBY

| | | | | | | |
|--------------------------------------|--|-----------------------------------|-------------------------|---|---------------|----------------------------------|
| | <p>Cricket Cottenham 1st X1 Saturday PM Cottenham 2nd X1 Saturday PM Cottenham U15 Mid- week Cottenham U12 Mid- week Cottenham U11 Mid- week</p> <p>Rugby Training Renegades Rugby club use the training area for first team training on Wednesday evenings. Renegade Rascals use the training area on Sunday mornings Renegade Youth U14 use the training ground on Wednesday evenings</p> | | | | | |
| | PITCH CAPACITY | DEMAND (MATCH EQUIVALENTS) | | DIFFERENCE BETWEEN CAPACITY AND DEMAND | | |
| ADULT FOOTBALL | 6 | 1 | | - 5 | | |
| JUNIOR 11 v 11 | 3 | 1.5 | | - 1.5 | | |
| MINI SOCCER 7 v 7 | 6 | 3 | | - 3 | | |
| | NUMBER OF PITCHES | NUMBER OF NON-TURF | CAPACITY - GAMES | GAMES PLAYED: | | OVER PLAYED /UNDER PLAYED |
| | | | | SENIOR | JUNIOR | |
| CRICKET | 16 | 0 | 80 | 20 | 30 | - 30 |
| MAJOR / STRATEGIC ISSUES: | Parish Council is trying to extend refurbish pavilion | | | | | |
| MINOR / CLUB SPECIFIC ISSUES: | 1 cricket square furthest away from Pavilion could do with some shelter. | | | | | |
| ACTION PLAN OVERVIEW | | | | | | |
| PROTECT | This site needs protecting as a playing field site in the Local Plan | | | | | |
| ENHANCE | | | | | | |
| PROVIDE | <p>Need to be flexible on pitch sizes as age groups change</p> <p>Provide an extended or refurbished pavilion</p> <p>Provision of shelter for teams and spectators for cricket pitch furthest away from Pavilion</p> <p>Aim to provide a floodlit grass match football pitch.</p> | | | | | |


SOUTH CAMBRIDGESHIRE DISTRICT COUNCIL - SUB AREA –NORTH AREA
FOOTBALL, CRICKET AND RUGBY

| | |
|---|-----------------------------|
| SITE NAME: | Landbeach Recreation Ground |
| SUB AREA: | North Area |
| SECURED/UNSECURED COMMUNITY USE: | Secured |



| | | | |
|---|--|-----------------------------------|---|
| PITCH SPORTS PLAYED ON THIS SITE: | Football | | |
| TYPE OF PITCH AND QUALITY RATING: | 1 adult pitch, standard rating | | |
| TEAMS ON THIS SITE AND TIME OF PLAY: | Milton Colts have started using this site. | | |
| | PITCH CAPACITY | DEMAND (MATCH EQUIVALENTS) | DIFFERENCE BETWEEN CAPACITY AND DEMAND |
| ADULT FOOTBALL | 2 | 0 | +2 |
| MAJOR / STRATEGIC ISSUES: | None Identified | | |
| MINOR / CLUB SPECIFIC ISSUES: | None identified | | |
| ACTION PLAN OVERVIEW | | | |
| PROTECT | This site needs protecting as a playing field site in the Local Plan | | |
| ENHANCE | | | |
| PROVIDE | | | |

SOUTH CAMBRIDGESHIRE DISTRICT COUNCIL - SUB AREA –NORTH AREA
FOOTBALL, CRICKET AND RUGBY

| | |
|---|--|
| SITE NAME: | Longstanton Recreation Ground |
| SUB AREA: | North Area |
| SECURED/UNSECURED COMMUNITY USE: | Secured |
|  | |
| PITCH SPORTS PLAYED ON THIS SITE: | Football and Cricket |
| TYPE OF PITCH AND QUALITY RATING: | 1 adult football pitch, Standard rating 1 junior 11 v 11 pitch, standard rating 3 mini soccer 7 v 7 pitches, standard rating |
| TEAMS ON THIS SITE AND TIME OF PLAY: | <p>Adult None identified</p> <p>Junior 11 v 11 Longstanton Colts U14 Saturday AM Longstanton Colts U15 Saturday AM</p> <p>Mini Soccer 7 v 7 Longstanton Colts U11 Saturday AM Longstanton Colts U7 Saturday AM Longstanton Colts U11 Saturday AM Longstanton Colts U10 Saturday AM Longstanton Colts U8 Saturday AM</p> <p>Cricket Longstanton 1st X1 Saturday PM Longstanton 2nd X1 Saturday PM Longstanton Business League – Mid-week Longstanton U15 mid-week Longstanton U13 mid-week Longstanton U12 mid- week Longstanton U10 mid- week</p> |

SOUTH CAMBRIDGESHIRE DISTRICT COUNCIL - SUB AREA –NORTH AREA
FOOTBALL, CRICKET AND RUGBY

| | PITCH CAPACITY | | DEMAND (MATCH EQUIVALENTS) | | DIFFERENCE BETWEEN CAPACITY AND DEMAND | |
|--------------------------------------|---|--------------------|----------------------------|---------------|--|---------------------------|
| ADULT FOOTBALL | 2 | | 0 | | +2 | |
| JUNIOR 11 v 11 | 2 | | 1 | | +1 | |
| MINI SOCCER 7 v 7 | 12 | | 2.5 | | +9.5 | |
| | NUMBER OF PITCHES | NUMBER OF NON-TURF | CAPACITY - GAMES | GAMES PLAYED: | | OVER PLAYED/ UNDER PLAYED |
| | | | | SENIOR | JUNIOR | |
| CRICKET | 14 | 1 | 70 - 60 | 33 | 40 | + 3 |
| MAJOR / STRATEGIC ISSUES: | Is there room for a second square or one nearby that could come forward? | | | | | |
| MINOR / CLUB SPECIFIC ISSUES: | None Identified | | | | | |
| ACTION PLAN OVERVIEW | | | | | | |
| PROTECT | This site needs protecting as a playing field site in the Local Plan | | | | | |
| ENHANCE | Club requires a mobile cage and non-turf pitch for practice. | | | | | |
| PROVIDE | Need to be mindful of Northstowe impact population and new pitches etc. Possible additional site for provision of a square from the Home Farm Development. | | | | | |

SOUTH CAMBRIDGESHIRE DISTRICT COUNCIL - SUB AREA –NORTH AREA
FOOTBALL, CRICKET AND RUGBY

| | |
|---|--------------------------|
| SITE NAME: | Milton Recreation Ground |
| SUB AREA: | North Area |
| SECURED/UNSECURED COMMUNITY USE: | Secured |



| | |
|--|----------|
| PITCH SPORTS PLAYED ON THIS SITE: | Football |
|--|----------|

| | |
|--|--|
| TYPE OF PITCH AND QUALITY RATING: | 1 Junior 9 v 9 football pitch, standard rating 2 mini soccer 7 v 7, standard rating |
|--|--|

| | |
|---|--|
| TEAMS ON THIS SITE AND TIME OF PLAY: | <p>Junior 9 v 9 Milton Girls U13 Saturday AM Milton Girls U12 Saturday AM Milton Colts U13 Saturday AM Milton Colts U9 Saturday AM Milton Colts U11 Saturday AM</p> <p>Mini Soccer 7 v 7 Milton Colts U11 Saturday AM Milton Colts U10 Saturday AM Milton Colts U9 Saturday AM</p> |
|---|--|

| | PITCH CAPACITY | DEMAND (MATCH EQUIVALENTS) | DIFFERENCE BETWEEN CAPACITY AND DEMAND |
|--------------------------|-----------------------|-----------------------------------|---|
| JUNIOR 9 v 9 | 2 | 2.5 | +0.5 |
| MINI SOCCER 7 v 7 | 8 | 1.5 | +6.5 |

| | |
|----------------------------------|-----------------|
| MAJOR / STRATEGIC ISSUES: | None Identified |
|----------------------------------|-----------------|

| | |
|--------------------------------------|-----------------|
| MINOR / CLUB SPECIFIC ISSUES: | None Identified |
|--------------------------------------|-----------------|

SOUTH CAMBRIDGESHIRE DISTRICT COUNCIL - SUB AREA –NORTH AREA
FOOTBALL, CRICKET AND RUGBY

| ACTION PLAN OVERVIEW | |
|-----------------------------|--|
| PROTECT | This site needs protecting as a playing field site in the Local Plan |
| ENHANCE | |
| PROVIDE | Need to be flexible on pitch sizes as age groups change |

SOUTH CAMBRIDGESHIRE DISTRICT COUNCIL - SUB AREA –NORTH AREA
 FOOTBALL, CRICKET AND RUGBY

| | |
|---|--|
| SITE NAME: | The Green – Over and Over Community Centre |
| SUB AREA: | South West |
| SECURED/UNSECURED COMMUNITY USE: | Secured |



Over Community Centre Below – The Green Over above



| | |
|--|---|
| PITCH SPORTS PLAYED ON THIS SITE: | Football and Cricket The Green |
| TYPE OF PITCH AND QUALITY RATING: | 1 adult football pitch, standard rating 1 mini soccer 7 v 7, standard rating |


SOUTH CAMBRIDGESHIRE DISTRICT COUNCIL - SUB AREA –NORTH AREA
 FOOTBALL, CRICKET AND RUGBY

| | | | | | | |
|---|---|-----------------------------------|-------------------------|---|---------------|----------------------------|
| TEAMS ON THIS SITE AND TIME OF PLAY: | Football None Identified Cricket Over cricket club – the club uses two facilities this one the Green and Over Community Centre. Over 1 st X1 Saturday PM Over 2 nd X1 Saturday PM Over U15 midweek Over U13 midweek Over U11 midweek | | | | | |
| | PITCH CAPACITY | DEMAND (MATCH EQUIVALENTS) | | DIFFERENCE BETWEEN CAPACITY AND DEMAND | | |
| ADULT FOOTBALL | 2 | 0 | | +2 | | |
| MINI SOCCER 7 V 7 | 4 | 0 | | +4 | | |
| | NUMBER OF PITCHES | NUMBER OF NON-TURF | CAPACITY - GAMES | GAMES PLAYED: | | OVER / UNDER PLAYED |
| | | | | SENIOR | JUNIOR | |
| CRICKET | 6 | 0 | 30 | 58 | 30 | -50 |
| MAJOR / STRATEGIC ISSUES: | None Identified | | | | | |
| MINOR / CLUB SPECIFIC ISSUES: | None Identified | | | | | |
| ACTION PLAN OVERVIEW | | | | | | |
| PROTECT | This site needs protecting as a playing field site in the Local Plan | | | | | |
| ENHANCE | | | | | | |
| PROVIDE | | | | | | |

SOUTH CAMBRIDGESHIRE DISTRICT COUNCIL - SUB AREA –NORTH AREA
FOOTBALL, CRICKET AND RUGBY

| | | | |
|--|---|-----------------------------------|---|
| SITE NAME: | Over Community Centre | | |
| SUB AREA: | North Area | | |
| SECURED/UNSECURED COMMUNITY USE: | Secured | | |
| | | | |
| PITCH SPORTS PLAYED ON THIS SITE: TYPE OF PITCH | NUMBER OF PITCHES | QUALITY RATING | |
| ADULT | 1 | Good | |
| JUNIOR 9 v 9 | 1 | Good | |
| TEAMS ON THIS SITE AND TIME OF PLAY: | <p>Adult Over Sports FC Saturday PM Over Sports Reserves Saturday PM Over Sports ColtsU16 Sunday AM</p> <p>Junior 9 v 9 Over Sports Colts U13 Sunday AM Over Sports Colts U12 Saturday AM Over Sports Colts U10 Saturday AM Over Sports Colts U10 Saturday AM Over Sports Colts U9 Saturday AM Over Sports Colts U8 Saturday AM</p> <p>Cricket shared between the clubs under Over Community Centre</p> | | |
| | PITCH CAPACITY | DEMAND (MATCH EQUIVALENTS) | DIFFERENCE BETWEEN CAPACITY AND DEMAND |
| ADULT FOOTBALL | 3 | 1.5 | +1.5 |
| JUNIOR 9 v 9 | 4 | 3 | +1 |
| MAJOR / STRATEGIC ISSUES: | None identified | | |
| MINOR / CLUB SPECIFIC ISSUES: | None Identified | | |
| ACTION PLAN OVERVIEW | | | |
| PROTECT | This site needs protecting as a playing field site in the Local Plan | | |
| ENHANCE | | | |
| PROVIDE | Aim to provide a floodlit grass match football pitch. | | |


SOUTH CAMBRIDGESHIRE DISTRICT COUNCIL - SUB AREA –NORTH AREA
FOOTBALL, CRICKET AND RUGBY

| | | | |
|--|---|-----------------------------------|---|
| SITE NAME: | Oakington Recreation Ground | | |
| SUB AREA: | North Area | | |
| SECURED/UNSECURED COMMUNITY USE: | Secured | | |
|  | | | |
| PITCH SPORTS PLAYED ON THIS SITE: TYPE OF PITCH | Football | | |
| TYPE OF PITCH AND QUALITY RATING: ADULT | 1 adult football pitch, good rating 2 mini soccer 7 v 7, standard rating | | |
| TEAMS ON THIS SITE AND TIME OF PLAY: | <p>Adult Oakington Vikings Sunday AM Oakington Vikings Reserves Sunday AM</p> <p>Mini Soccer 7 v 7 Oakington Vikings U8 Saturday AM Oakington Vikings U10 Saturday AM</p> | | |
| | PITCH CAPACITY | DEMAND (MATCH EQUIVALENTS) | DIFFERENCE BETWEEN CAPACITY AND DEMAND |
| ADULT FOOTBALL | 3 | 1 | - 2 |
| MINI SOCCER 7 v 7 | 10 | 1 | - 9 |
| MAJOR / STRATEGIC ISSUES: | None Identified | | |
| MINOR / CLUB SPECIFIC ISSUES: | None Identified | | |

SOUTH CAMBRIDGESHIRE DISTRICT COUNCIL - SUB AREA –NORTH AREA
FOOTBALL, CRICKET AND RUGBY

| ACTION PLAN OVERVIEW | |
|-----------------------------|---|
| PROTECT | This site needs protecting as a playing field site in the Local Plan |
| ENHANCE | |
| PROVIDE | Need to take into consideration the Northstowe impact of new population and pitches etc |

SOUTH CAMBRIDGESHIRE DISTRICT COUNCIL - SUB AREA –NORTH AREA
FOOTBALL, CRICKET AND RUGBY

| | | | |
|--|--|-----------------------------------|---|
| SITE NAME: | Papworth Everard Playing Fields | | |
| SUB AREA: | North Area | | |
| SECURED/UNSECURED COMMUNITY USE: | Secured | | |
|  | | | |
| PITCH SPORTS PLAYED ON THIS SITE: TYPE OF PITCH | Football and Cricket | | |
| TYPE OF PITCH AND QUALITY RATING: | 2 adult football pitches, good rating 2 mini soccer 7 v 7, good rating | | |
| TEAMS ON THIS SITE AND TIME OF PLAY: | Adult Papworth FC Saturday AM Papworth Reserves Saturday AM Papworth Blasters FC Sunday AM Mini Soccer 7 v 7 None identified | | |
| | PITCH CAPACITY | DEMAND (MATCH EQUIVALENTS) | DIFFERENCE BETWEEN CAPACITY AND DEMAND |
| ADULT FOOTBALL | 6 | 1.5 | -4.5 |
| MINI SOCCER 7 v 7 | 12 | 0 | -12 |
| MAJOR / STRATEGIC ISSUES: | Cricket field is no longer used by a specific club. The ECB would like this site to be continued to be maintained and used as an overflow cricket facility by neighbouring clubs that require an additional cricket field. | | |
| MINOR / CLUB SPECIFIC ISSUES: | | | |

SOUTH CAMBRIDGESHIRE DISTRICT COUNCIL - SUB AREA –NORTH AREA
FOOTBALL, CRICKET AND RUGBY

| ACTION PLAN OVERVIEW | |
|-----------------------------|--|
| PROTECT | This site needs protecting as a playing field site in the Local Plan. |
| ENHANCE | |
| PROVIDE | Provide continued maintenance and work with the ECB to increase usage of the cricket facilities. |

SOUTH CAMBRIDGESHIRE DISTRICT COUNCIL - SUB AREA –NORTH AREA
FOOTBALL, CRICKET AND RUGBY

| | |
|---|--------------------------|
| SITE NAME: | Swavesey Village College |
| SUB AREA: | North Area |
| SECURED/UNSECURED COMMUNITY USE: | Unsecured |




| | | | |
|--|--|-----------------------------------|---|
| PITCH SPORTS PLAYED ON THIS SITE: TYPE OF PITCH | Football and Rugby | | |
| TYPE OF PITCH AND QUALITY RATING: | 3 junior 9 v 9 football pitches, standard rating 1 rugby 1 non-turf cricket pitch AGP sand filled small size 40m x 33m requires carpet replacing 2017 (10 years of use). | | |
| TEAMS ON THIS SITE AND TIME OF PLAY: | Junior 9 v 9 Swavesey Spartans U13 Sunday AM Swavesey Spartans U11 Saturday AM Swavesey Spartans U10 Saturday AM Swavesey Spartans U9 Saturday AM Swavesey Spartans U8 Saturday AM | | |
| | PITCH CAPACITY | DEMAND (MATCH EQUIVALENTS) | DIFFERENCE BETWEEN CAPACITY AND DEMAND |
| JUNIOR 9 v 9 | 6 | 2.5 | - 3.5 |
| MAJOR / STRATEGIC ISSUES: | None identified | | |
| MINOR / CLUB SPECIFIC ISSUES: | None Identified | | |
| ACTION PLAN OVERVIEW | | | |
| PROTECT | This site needs protecting as a playing field site in the Local Plan | | |

SOUTH CAMBRIDGESHIRE DISTRICT COUNCIL - SUB AREA –NORTH AREA
FOOTBALL, CRICKET AND RUGBY

| | |
|----------------|---|
| ENHANCE | AGP sand filled carpet will need to be replaced 2017 along with non-turf cricket pitch. |
| PROVIDE | |


SOUTH CAMBRIDGESHIRE DISTRICT COUNCIL - SUB AREA –NORTH AREA
 FOOTBALL, CRICKET AND RUGBY

| | |
|--|---|
| SITE NAME: | Waterbeach Recreation Ground |
| SUB AREA: | North Area |
| SECURED/UNSECURED COMMUNITY USE: | Secured |
|  | |
| PITCH SPORTS PLAYED ON THIS SITE: TYPE OF PITCH | Football and Cricket |
| TYPE OF PITCH | 2 adult football pitches, standard rating 1 Junior 9 v 9 football pitch, standard rating 2 mini soccer 7 v 7 pitches, standard rating 1 mini soccer 5 v 5 pitch |
| TEAMS ON THIS SITE AND TIME OF PLAY: | <p>Adult Waterbeach Old Boys FC Saturday PM Waterbeach FC Sunday AM Waterbeach Colts FC U16 Sunday AM Waterbeach Colts U15 Sunday PM Waterbeach U14 Sunday AM Waterbeach U13 Saturday AM</p> <p>Junior 9 v 9 Waterbeach Colts U12 Saturday AM Waterbeach Colts U11 Saturday AM Waterbeach Colts U11 Saturday AM</p> <p>Mini Soccer 7 v 7 Waterbeach Colts U10 Saturday AM Waterbeach Colts U9 Saturday AM</p> |


SOUTH CAMBRIDGESHIRE DISTRICT COUNCIL - SUB AREA –NORTH AREA
FOOTBALL, CRICKET AND RUGBY

| | | | | | | |
|--------------------------------------|---|-----------------------------------|-------------------------|---|---------------|----------------------------------|
| | Mini Soccer 5 v 5 Waterbeach Colts U7 Saturday AM Waterbeach Colts U8 Saturday AM Cricket Waterbeach Cricket Club folded in 2015. | | | | | |
| | PITCH CAPACITY | DEMAND (MATCH EQUIVALENTS) | | DIFFERENCE BETWEEN CAPACITY AND DEMAND | | |
| ADULT FOOTBALL | 4 | 3 | | +1 | | |
| JUNIOR 9 v 9 | 2 | 1.5 | | +0.5 | | |
| MINI SOCCER 7 v 7 | 8 | 1 | | +7 | | |
| MINI SOCCER 5 v 5 | 2 | 1 | | +1 | | |
| | NUMBER OF PITCHES | NUMBER OF NON-TURF | CAPACITY - GAMES | GAMES PLAYED: | | OVER PLAYED/ UNDER PLAYED |
| | | | | SENIOR | JUNIOR | |
| CRICKET | 11 | 0 | 55 | | | -55 |
| MAJOR / STRATEGIC ISSUES: | Need for cricket club to take over the use of the cricket pitch | | | | | |
| MINOR / CLUB SPECIFIC ISSUES: | None Identified | | | | | |
| ACTION PLAN OVERVIEW | | | | | | |
| PROTECT | This site needs protecting as a playing field site in the Local Plan | | | | | |
| ENHANCE | | | | | | |
| PROVIDE | Need to be flexible on pitch sizes as age groups change | | | | | |

SOUTH CAMBRIDGESHIRE DISTRICT COUNCIL - SUB AREA –NORTH AREA
FOOTBALL, CRICKET AND RUGBY

| | | | |
|--|---|-----------------------------------|---|
| SITE NAME: | Orchard Park | | |
| SUB AREA: | North Area | | |
| SECURED/UNSECURED COMMUNITY USE: | Secured | | |
|  | | | |
| PITCH SPORTS PLAYED ON THIS SITE: | Football | | |
| TYPE OF PITCH AND QUALITY RATING: | Junior 9 v 9, standard rating | | |
| TEAMS ON THIS SITE AND TIME OF PLAY: | Junior 9 v 9 Chesterton Eagles U12 Saturday AM Chesterton Eagles U12 Saturday AM | | |
| | PITCH CAPACITY | DEMAND (MATCH EQUIVALENTS) | DIFFERENCE BETWEEN CAPACITY AND DEMAND |
| JUNIOR 9 v 9 | 2 | 1 | - 1 |
| MAJOR / STRATEGIC ISSUES: | None identified | | |
| MINOR / CLUB SPECIFIC ISSUES: | None identified | | |
| ACTION PLAN OVERVIEW | | | |
| PROTECT | This site needs protecting as a playing field site in the Local Plan | | |
| ENHANCE | | | |
| PROVIDE | | | |

SOUTH CAMBRIDGESHIRE DISTRICT COUNCIL - SUB AREA –NORTH AREA
 FOOTBALL, CRICKET AND RUGBY

| | |
|--|--|
| SITE NAME: | Willingham Recreation Ground |
| SUB AREA: | North Area |
| SECURED/UNSECURED COMMUNITY USE: | Secured |
|  | |
| PITCH SPORTS PLAYED ON THIS SITE: TYPE OF PITCH | |
| ADULT TYPE OF PITCH | 1 adult football pitch, Good rating 1 junior 9 v 9 football pitch, good rating 1 mini soccer 7 v 7, good rating |
| TEAMS ON THIS SITE AND TIME OF PLAY: | <p>Adult Willingham Wolves U17 FC Sunday AM Willingham Wolves U14 Sunday AM</p> <p>Junior 9 v 9 Willingham Wolves U13 FC Saturday AM Willingham Wolves U12 Saturday AM Willingham Wolves U11 Saturday AM</p> <p>Mini Soccer 7 v 7 Willingham Wolves U10 Saturday AM Willingham Wolves U9 Saturday AM Willingham Wolves U8 Saturday AM Willingham Wolves U7 Saturday AM</p> <p>Cricket Willingham 1st X1 Saturday PM Willingham 2nd X1 Saturday PM</p> |

SOUTH CAMBRIDGESHIRE DISTRICT COUNCIL - SUB AREA –NORTH AREA
FOOTBALL, CRICKET AND RUGBY

| | PITCH CAPACITY | DEMAND (MATCH EQUIVALENTS) | | DIFFERENCE BETWEEN CAPACITY AND DEMAND | | |
|-------------------------------|--|----------------------------|------------------|--|--------|------------------------|
| ADULT FOOTBALL | 3 | 1 | | -2 | | |
| JUNIOR 9 v 9 | 4 | 1.5 | | -2.5 | | |
| MINI SOCCER 7 v 7 | 6 | 2 | | -4 | | |
| | NUMBER OF PITCHES | NUMBER OF NON-TURF | CAPACITY - GAMES | GAMES PLAYED: | | OVER PLAY / UNDER PLAY |
| | | | | SENIOR | JUNIOR | |
| CRICKET | 5 | 0 | 25 | 16 | | -9 |
| MAJOR / STRATEGIC ISSUES: | None identified | | | | | |
| MINOR / CLUB SPECIFIC ISSUES: | None identified | | | | | |
| ACTION PLAN OVERVIEW | | | | | | |
| PROTECT | This site needs protecting as a playing field site in the Local Plan | | | | | |
| ENHANCE | Junior teams appear to be playing on adult pitches | | | | | |
| PROVIDE | Need to be flexible on pitch sizes as age groups change | | | | | |

SOUTH CAMBRIDGESHIRE DISTRICT COUNCIL - SUB AREA –NORTH AREA
 FOOTBALL, CRICKET AND RUGBY

| | |
|---|--|
| SITE NAME: | Meadows Community Centre (Adjacent to St Albans Recreation ground City of Cambridge) |
| SUB AREA: | North Area |
| SECURED/UNSECURED COMMUNITY USE: | Secured |



| | | | |
|---|--|-----------------------------------|---|
| PITCH SPORTS PLAYED ON THIS SITE: | Football | | |
| TYPE OF PITCH | | | |
| TEAMS ON THIS SITE AND TIME OF PLAY: | None identified | | |
| | PITCH CAPACITY | DEMAND (MATCH EQUIVALENTS) | DIFFERENCE BETWEEN CAPACITY AND DEMAND |
| ADULT FOOTBALL | | | |
| JUNIOR 9 v 9 | | | |
| MAJOR / STRATEGIC ISSUES: | None identified | | |
| MINOR / CLUB SPECIFIC ISSUES: | None identified | | |
| ACTION PLAN OVERVIEW | | | |
| PROTECT | This site needs protecting as a playing field site in the Local Plan | | |
| ENHANCE | | | |
| PROVIDE | | | |

SOUTH CAMBRIDGESHIRE DISTRICT COUNCIL - SUB AREA –NORTH AREA
 FOOTBALL, CRICKET AND RUGBY

| | |
|---|---------------------------------|
| SITE NAME: | The Sycamores Recreation Ground |
| SUB AREA: | North Area |
| SECURED/UNSECURED COMMUNITY USE: | Secured |



| | | |
|--|---|----------|
| PITCH SPORTS PLAYED ON THIS SITE: TYPE OF PITCH | Football and Cricket | |
| ADULT | 2 | Good |
| MINI SOCCER 7 V 7 | 1 | Standard |
| TEAMS ON THIS SITE AND TIME OF PLAY: | <p>Football</p> <p>Adult Milton FC Saturday PM Milton Reserves FC Saturday PM Milton A Saturday PM Milton Sunday - Sunday AM Milton Colts U17 Sunday AM Milton Ladies Sunday PM Milton Colts U16 Sunday AM</p> <p>Cricket Milton CC 1st X1 Saturday PM Milton 2nd X1 Saturday PM Milton 3rd X1 Saturday PM – play at Water beach Friendly X1 Play all games away Milton Lambs Mid- week X1 Milton U15 Mid-week Milton U13 Mid -week</p> | |

SOUTH CAMBRIDGESHIRE DISTRICT COUNCIL - SUB AREA –NORTH AREA
FOOTBALL, CRICKET AND RUGBY

| | PITCH CAPACITY | DEMAND (MATCH EQUIVALENTS) | | | | DIFFERENCE BETWEEN CAPACITY AND DEMAND |
|-------------------------------|---|----------------------------|------------------|---------------|--------|--|
| ADULT FOOTBALL | 4 | 3.5 | | | | +0.5 |
| MINI SOCCER 7 V 7 | 4 | 0 | | | | +4 |
| | NUMBER OF PITCHES | NUMBER OF NON-TURF | CAPACITY - GAMES | GAMES PLAYED: | | OVER PLAYED / UNDER PLAYED |
| | | | | SENIOR | JUNIOR | |
| CRICKET | 7 | 1 | 35 - 60 | 38 | 8 | 46 |
| MAJOR / STRATEGIC ISSUES: | | | | | | |
| MINOR / CLUB SPECIFIC ISSUES: | Cricket pitch is currently over played – 3 rd team is however using water beach cricket pitch. | | | | | |
| ACTION PLAN OVERVIEW | | | | | | |
| PROTECT | This site needs protecting as a playing field site in the Local Plan | | | | | |
| ENHANCE | Junior teams appear to be playing on adult pitches | | | | | |
| PROVIDE | Need to be flexible on pitch sizes as age groups change | | | | | |

SOUTH CAMBRIDGESHIRE DISTRICT COUNCIL - SUB AREA –NORTH AREA
FOOTBALL, CRICKET AND RUGBY

| | |
|---|--------------------------|
| SITE NAME: | Dry Drayton |
| SUB AREA: | North Area – South Cambs |
| SECURED/UNSECURED COMMUNITY USE: | Secured |



| | |
|--|---------|
| PITCH SPORTS PLAYED ON THIS SITE: | Cricket |
|--|---------|

| | |
|--|-----------------|
| TYPE OF PITCH AND QUALITY RATING: | 1 cricket field |
|--|-----------------|

| | |
|---|--|
| TEAMS ON THIS SITE AND TIME OF PLAY: | <p>Cricket Cambridge St Giles CC 2nd X1 Saturday PM (8 games) Cambridge St Giles CC 3rd X1 Saturday PM (8 games) Cambridge St Giles Friendly X1 Sunday AM (1 game) Cambridge St Giles Presidents X1 Sunday PM (1 game) Cambridge St Giles U15 midweek 8 games Cambridge St Giles U13 midweek 5 games Cambridge ST Giles U11 midweek 4 games Cambridge St Giles U10 midweek 5 games Cambridge St Giles U10b midweek 5 games</p> |
|---|--|

| | NUMBER OF PITCHES | NUMBER OF NON TURF | CAPACITY - GAMES | GAMES PLAYED: | | OVER PLAYED / UNDER PLAYED |
|----------------|-------------------|--------------------|------------------|---------------|--------|----------------------------|
| | | | | SENIOR | JUNIOR | |
| CRICKET | 7 | 1 | 35 - 60 | 18 | 17 | +1 |

| | |
|----------------------|--|
| LATENT DEMAND | |
|----------------------|--|


| | |
|----------------------------------|--|
| MAJOR / STRATEGIC ISSUES: | |
|----------------------------------|--|

| | |
|--------------------------------------|--|
| MINOR / CLUB SPECIFIC ISSUES: | |
|--------------------------------------|--|

SOUTH CAMBRIDGESHIRE DISTRICT COUNCIL - SUB AREA –NORTH AREA
FOOTBALL, CRICKET AND RUGBY

| ACTION PLAN OVERVIEW | |
|-----------------------------|--|
| PROTECT | This site needs to be protected as a playing pitch site in the Local Plan. |
| ENHANCE | |
| PROVIDE | |

SOUTH CAMBRIDGESHIRE DISTRICT COUNCIL - SUB AREA –NORTH AREA
FOOTBALL, CRICKET AND RUGBY

| | | | | | | |
|---|--|---------------------------|-------------------------|----------------------|---------------|-----------------------------------|
| SITE NAME: | Girton College (University College) | | | | | |
| SUB AREA: | South Cambs North Area | | | | | |
| SECURED/UNSECURED COMMUNITY USE: | Unsecured | | | | | |
|  | | | | | | |
| PITCH SPORTS PLAYED ON THIS SITE: | Cricket | | | | | |
| TYPE OF PITCH AND QUALITY RATING: | 1 cricket field | | | | | |
| TEAMS ON THIS SITE AND TIME OF PLAY: | Cricket Madingley CC 1 st X1 Saturday PM (10 games) College (20 games) | | | | | |
| | NUMBER OF PITCHES | NUMBER OF NON TURF | CAPACITY - GAMES | GAMES PLAYED: | | OVER PLAYED / UNDER PLAYED |
| | | | | SENIOR | JUNIOR | |
| CRICKET | 6 | 0 | 30 | 30 | 0 | |
| LATENT DEMAND | | | | | | |
| MAJOR / STRATEGIC ISSUES: | | | | | | |
| MINOR / CLUB SPECIFIC ISSUES: | | | | | | |
| ACTION PLAN OVERVIEW | | | | | | |
| PROTECT | Ensure protection of this site as a playing field in the Local Plan Seek a community use agreement to provide secure community use and protect the use of the playing facilities for community use. | | | | | |
| ENHANCE | | | | | | |
| PROVIDE | | | | | | |

SOUTH CAMBRIDGESHIRE DISTRICT COUNCIL - SUB AREA –SOUTH WEST AREA
FOOTBALL, CRICKET AND RUGBY

SOUTH WEST AREA - INDIVIDUAL SITE ACTION PLANS

| | |
|---|--|
| SITE NAME: | Abington Recreation Ground |
| SUB AREA: | South West |
| SECURED/UNSECURED COMMUNITY USE: | Secured – Owned By Abington Parish Council |




| | | | | | |
|--|---|-----------------------------------|---|----------------------|---------------|
| PITCH SPORTS PLAYED ON THIS SITE: TYPE OF PITCH | Football on the land to the right and cricket on land to the left | | | | |
| TYPE OF PITCH AND QUALITY RATING | 1 adult football pitch, standard rating 1 cricket pitch, | | | | |
| TEAMS ON THIS SITE AND TIME OF PLAY: | <p>Adult Football Abington United Saturday PM</p> <p>Cricket Abington CC 1st X1 Saturday PM 2nd X1 Saturday PM 3rd X1 Saturday PM Granta Park Greater Abington Midweek 1st X1 Midweek 2nd X1</p> | | | | |
| | PITCH CAPACITY | DEMAND (MATCH EQUIVALENTS) | DIFFERENCE BETWEEN CAPACITY AND DEMAND | | |
| ADULT FOOTBALL | 2 | 0.5 | +1.5 | | |
| | NUMBER OF PITCHES | NUMBER OF NON-TURF | CAPACITY - GAMES | GAMES PLAYED: | |
| | | | | SENIOR | JUNIOR |
| CRICKET | 11 | 0 | 55 | 35 | 0 |
| | | | | | 20 games |

SOUTH CAMBRIDGESHIRE DISTRICT COUNCIL - SUB AREA –SOUTH WEST AREA
 FOOTBALL, CRICKET AND RUGBY

| | |
|--------------------------------------|--|
| LATENT DEMAND | 1 junior team |
| MAJOR / STRATEGIC ISSUES: | None identified |
| MINOR / CLUB SPECIFIC ISSUES: | Potential for development of junior cricket |
| ACTION PLAN OVERVIEW | |
| PROTECT | This site needs protecting as a playing field site in the Local Plan |
| ENHANCE | |
| PROVIDE | Cricket Club requires assistance in developing junior cricket |

SOUTH CAMBRIDGESHIRE DISTRICT COUNCIL - SUB AREA –SOUTH WEST AREA
 FOOTBALL, CRICKET AND RUGBY

| | |
|--|--|
| SITE NAME: | Back Lane Playing Fields (Cambourne) |
| SUB AREA: | South West |
| SECURED/UNSECURED COMMUNITY USE: | Secured |
|  | |
| PITCH SPORTS PLAYED ON THIS SITE: | Football |
| TYPE OF PITCH AND QUALITY RATING: | 2 adult football pitches, standard rating 1 junior 9 v 9 pitch, standard rating 1 mini soccer pitch 7 v 7 6 mini soccer pitch 5 v 5 1 Rugby pitch M1/D1 capacity 2 games per week no floodlights |
| TEAMS ON THIS SITE AND TIME OF PLAY: | <p>Adult</p> Cambourne Rovers Saturday PM Cambourne Church Sunday AM Cambridge United Women's Reserves Sunday PM |
| | <p>Junior 9 v 9</p> Cambourne U13 Sunday AM Cambourne U12 Saturday AM Cambourne Eagles U13 Sunday AM Cambourne Eagles U12 Saturday AM Cambourne Eagles U11 Saturday AM Cambourne U11 Saturday AM |
| | <p>Mini Soccer 7 v 7</p> Cambourne U10 Saturday AM Cambourne U9 Saturday AM |

SOUTH CAMBRIDGESHIRE DISTRICT COUNCIL - SUB AREA –SOUTH WEST AREA
FOOTBALL, CRICKET AND RUGBY

| | | | |
|--------------------------------------|--|-----------------------------------|---|
| | <p>Mini Soccer 5 v 5 Cambourne Eagles U9 Saturday AM Cambourne Eagles U8 Saturday AM Cambourne Eagles U8 Saturday AM Cambourne Eagles U7 Saturday AM Cambourne U8 Saturday AM</p> <p>Rugby Cambourne Exiles 1st XV Saturday PM</p> | | |
| | PITCH CAPACITY | DEMAND (MATCH EQUIVALENTS) | DIFFERENCE BETWEEN CAPACITY AND DEMAND |
| ADULT FOOTBALL | 4 | 1.5 | +2.5 |
| JUNIOR 9 v 9 | 2 | 3 | -1 |
| MINI SOCCER 7 v 7 | 4 | 1 | +3 |
| MINI SOCCER 5 v 5 | 24 | 2.5 | +22.5 |
| ADULT RUGBY | Capacity is for 0.5 games per week match equivalents on a pitch that can take a match capacity of 2 games per week. There are currently no pitches with floodlights so there is a deficit of 0.5 midweek training equivalents. | | |
| MAJOR / STRATEGIC ISSUES: | The site has planning permission for a 3G rubber crumb pitch with floodlights and is suitable for football and rugby (training only). There will also be additional pitches and the 3G pitch will need to be registered with the FA to be able to be used for competitive games. It will can only be used for rugby training not competitions. | | |
| MINOR / CLUB SPECIFIC ISSUES: | | | |
| ACTION PLAN OVERVIEW | | | |
| PROTECT | This site needs protecting as a playing field site in the Local Plan | | |
| ENHANCE | | | |
| PROVIDE | <p>Local Authorities, Rugby and Football NGBs to work with Cambourne Sports and clubs at Back Lane to ensure delivery of the proposed new facilities.</p> <p>3G Rubber crumb full size for floodlit pitch for football (competition and training) and rugby (training only).</p> | | |

SOUTH CAMBRIDGESHIRE DISTRICT COUNCIL - SUB AREA –SOUTH WEST AREA
FOOTBALL, CRICKET AND RUGBY

| | | | |
|--|--|-----------------------------------|---|
| SITE NAME: | Bourn Jubilee Playing Field | | |
| SUB AREA: | South West | | |
| SECURED/UNSECURED COMMUNITY USE: | Secured – Parish Council | | |
|  | | | |
| PITCH SPORTS PLAYED ON THIS SITE: | Football | | |
| TYPE OF PITCH AND QUALITY RATING: | 1 adult football pitch, Poor rating | | |
| TEAMS ON THIS SITE AND TIME OF PLAY: | Adult | | |
| | PITCH CAPACITY | DEMAND (MATCH EQUIVALENTS) | DIFFERENCE BETWEEN CAPACITY AND DEMAND |
| ADULT FOOTBALL | 1 | 0 | +1 |
| MAJOR / STRATEGIC ISSUES: | None Identified | | |
| MINOR / CLUB SPECIFIC ISSUES: | None Identified | | |
| ACTION PLAN OVERVIEW | | | |
| PROTECT | This site needs protecting as a playing field site in the Local Plan | | |
| ENHANCE | | | |
| PROVIDE | | | |

SOUTH CAMBRIDGESHIRE DISTRICT COUNCIL - SUB AREA –SOUTH WEST AREA
FOOTBALL, CRICKET AND RUGBY

| | |
|---|--|
| SITE NAME: | Recreation Ground – South End Bassingbourn |
| SUB AREA: | South West |
| SECURED/UNSECURED COMMUNITY USE: | Secured – Parish Council |



| | |
|--|----------------------|
| PITCH SPORTS PLAYED ON THIS SITE: | Football and Cricket |
|--|----------------------|

| | |
|--|---|
| TYPE OF PITCH AND QUALITY RATING: | 1 adult football pitch, Poor rating 1 mini soccer 7 v 7 pitch. Standard rating |
|--|---|

| | |
|---|---|
| TEAMS ON THIS SITE AND TIME OF PLAY: | <p>Adult Football Bassingbourn Youth U18 Sunday AM</p> <p>Mini Soccer 7 v 7 Bassingbourn Youth U9 Saturday AM</p> <p>Cricket 1st X1 Saturday PM Friendly X1 Sunday PM</p> |
|---|---|


| | PITCH CAPACITY | | DEMAND (MATCH EQUIVALENTS) | | DIFFERENCE BETWEEN CAPACITY AND DEMAND | |
|--------------------------|-------------------|--------------------|----------------------------|---------------|--|---------------------------|
| ADULT FOOTBALL | 1 | | 0.5 | | +0.5 | |
| MINI SOCCER 7 v 7 | 4 | | 0.5 | | +3.5 | |
| CRICKET | NUMBER OF PITCHES | NUMBER OF NON-TURF | CAPACITY GAMES | GAMES PLAYED: | | OVER PLAYED / UNDERPLAYED |
| | | | | SENIOR | JUNIOR | |
| CRICKET | 9 | 1 | 45 | 13 | 0 | 32 |

| | |
|----------------------------------|------|
| MAJOR / STRATEGIC ISSUES: | None |
|----------------------------------|------|


SOUTH CAMBRIDGESHIRE DISTRICT COUNCIL - SUB AREA –SOUTH WEST AREA
 FOOTBALL, CRICKET AND RUGBY

| | |
|--------------------------------------|---|
| MINOR / CLUB SPECIFIC ISSUES: | <ul style="list-style-type: none"> • Pavilion extension/Refurbishment • Non-turf strip refurbished • Need to agree with the Parish Council where the club can site a 2 lane practise net |
| ACTION PLAN OVERVIEW | |
| PROTECT | This site needs protecting as a playing field site in the Local Plan |
| ENHANCE | <p>Parish Council are to refurbish the non-turf strip</p> <p>Need to agree with the Parish Council where a 2 lane practise net can be sited and then require to find the funding.</p> |
| PROVIDE | Parish Council are planning to extend, refurbish and refit the pavilion autumn 2015 |

SOUTH CAMBRIDGESHIRE DISTRICT COUNCIL - SUB AREA –SOUTH WEST AREA
FOOTBALL, CRICKET AND RUGBY

| | | | |
|--|--|-----------------------------------|---|
| SITE NAME: | Bassingbourn Primary School | | |
| SUB AREA: | South West | | |
| SECURED/UNSECURED COMMUNITY USE: | Unsecured | | |
|  | | | |
| PITCH SPORTS PLAYED ON THIS SITE: | Football | | |
| TYPE OF PITCH AND QUALITY RATING: | 1 adult pitch, Poor rating | | |
| TEAMS ON THIS SITE AND TIME OF PLAY: | Junior 11 v 11 Bassingbourn U14 Sunday AM Bassingbourn U13 Sunday AM Appear to be playing on an adult pitch | | |
| | PITCH CAPACITY | DEMAND (MATCH EQUIVALENTS) | DIFFERENCE BETWEEN CAPACITY AND DEMAND |
| JUNIOR 11 v 11 | 1 | 1 | 0 |
| MAJOR / STRATEGIC ISSUES: | None Identified | | |
| MINOR / CLUB SPECIFIC ISSUES: | None Identified | | |
| ACTION PLAN OVERVIEW | | | |
| PROTECT | This site needs protecting as a playing field site in the Local Plan | | |
| ENHANCE | | | |
| PROVIDE | | | |

SOUTH CAMBRIDGESHIRE DISTRICT COUNCIL - SUB AREA –SOUTH WEST AREA
FOOTBALL, CRICKET AND RUGBY

| | | | |
|---|---|-----------------------------------|---|
| SITE NAME: | Bassingbourn Village College | | |
| SUB AREA: | South West | | |
| SECURED/UNSECURED COMMUNITY USE: | Unsecured | | |
|  | | | |
| PITCH SPORTS PLAYED ON THIS SITE | Football | | |
| TYPE OF PITCH AND QUALITY RATING | 1 Junior 11 v 11 football pitch standard rating 1 junior 9 v 9 football pitch standard rating 1 AGP sand dressed in the Sports Centre full size built 2008 floodlit | | |
| TEAMS ON THIS SITE AND TIME OF PLAY: | Junior 11 v 11 Bassingbourn Girls U14 Saturday AM Junior 9 v 9 Bassingbourn U11 Sunday AM | | |
| | PITCH CAPACITY | DEMAND (MATCH EQUIVALENTS) | DIFFERENCE BETWEEN CAPACITY AND DEMAND |
| JUNIOR 11 v 11 | 2 | 0.5 | +1.5 |
| JUNIOR 9 v 9 | 2 | 0.5 | +1.5 |
| MAJOR / STRATEGIC ISSUES: | None Identified | | |
| MINOR / CLUB SPECIFIC ISSUES: | None Identified | | |
| ACTION PLAN OVERVIEW | | | |
| PROTECT | This site needs protecting as a playing field site in the Local Plan | | |
| ENHANCE | Sand Dressed AGP carpet will require replacing in 2008 | | |
| PROVIDE | | | |

SOUTH CAMBRIDGESHIRE DISTRICT COUNCIL - SUB AREA –SOUTH WEST AREA
FOOTBALL, CRICKET AND RUGBY

| | |
|---|--|
| SITE NAME: | Caldecote Highfields Recreation Ground |
| SUB AREA: | South West |
| SECURED/UNSECURED COMMUNITY USE: | Secured |



| | |
|--|----------|
| PITCH SPORTS PLAYED ON THIS SITE: | Football |
|--|----------|

| | |
|---|---|
| TYPE OF PITCH AND QUALITY RATING | 1 junior 11 v 11 football pitch, standard rating 1 junior 9 v 9 pitch, standard rating |
|---|---|

| | |
|---|---|
| TEAMS ON THIS SITE AND TIME OF PLAY: | <p>Football</p> <p>Junior 11 v 11 Comberton Crusaders U14 Saturday AM Caldecote U14 Sunday AM Caldecote U13 Saturday AM</p> <p>Junior 9 v 9 Caldecote U12 Saturday AM Caldecote U11 Saturday AM Caldecote U10 Saturday AM Caldecote U8 Saturday AM</p> <p>Cricket Hardwick and Caldecote Cricket Club 1st X1 Hardwick and Caldecote Cricket Club Sunday X1 Hardwick and Caldecote Cricket Club Friendly X1</p> |
|---|---|

| FOOTBALL | PITCH CAPACITY | DEMAND (MATCH EQUIVALENTS) | DIFFERENCE BETWEEN CAPACITY AND DEMAND |
|----------------|----------------|----------------------------|--|
| JUNIOR 11 v 11 | 2 | 1.5 | +0.5 |
| JUNIOR 9 v 9 | 4 | 2 | +2 |

SOUTH CAMBRIDGESHIRE DISTRICT COUNCIL - SUB AREA –SOUTH WEST AREA
FOOTBALL, CRICKET AND RUGBY

| | NUMBER OF PITCHES | NUMBER OF NON-TURF | CAPACITY GAMES | GAMES PLAYED: | | OVER PLAYED UNDERPLAYED |
|--------------------------------------|--|--------------------|----------------|---------------|--------|-------------------------|
| | | | | SENIOR | JUNIOR | |
| CRICKET | 10 | 0 | 50 | 12 | 0 | 38 underplayed |
| MAJOR / STRATEGIC ISSUES: | None identified | | | | | |
| MINOR / CLUB SPECIFIC ISSUES: | <ul style="list-style-type: none"> Cricket clubs Hardwick and Caldecote share Caldecote Cricket ground and Hardwick Recreation Ground | | | | | |
| ACTION PLAN OVERVIEW | | | | | | |
| PROTECT | This site needs protecting as a playing field site in the Local Plan | | | | | |
| ENHANCE | | | | | | |
| PROVIDE | Caldecote Cricket Club require practice nets. | | | | | |

SOUTH CAMBRIDGESHIRE DISTRICT COUNCIL - SUB AREA –SOUTH WEST AREA
FOOTBALL, CRICKET AND RUGBY

| | |
|---|-----------------------------|
| SITE NAME: | Comberton Recreation Ground |
| SUB AREA: | South West |
| SECURED/UNSECURED COMMUNITY USE: | Secured |




| | |
|---|---|
| PITCH SPORTS PLAYED ON THIS SITE: | Football and Cricket |
| TYPE OF PITCH AND QUALITY RATING: | 1 adult football pitch, Standard rating 1 mini soccer pitch 5 v 5 1 cricket pitch |
| TEAMS ON THIS SITE AND TIME OF PLAY: | <p>Adult Football Comberton United Saturday PM Comberton United Reserves FC Saturday PM YMCA Comberton Sunday AM</p> <p>Mini Soccer 5 v 5 Comberton Crusaders U10 Saturday AM Comberton Crusaders U10 Saturday AM Comberton Crusaders U9 Saturday AM Comberton Crusaders U8 Saturday AM</p> <p>Cricket Comberton 1st X1 Saturday PM</p> |

| | PITCH CAPACITY | | DEMAND (MATCH EQUIVALENTS) | | DIFFERENCE BETWEEN CAPACITY AND DEMAND | |
|--------------------------|-------------------|--------------------|----------------------------|---------------|--|-------------------------|
| ADULT FOOTBALL | 2 | | 1.5 | | +0.5 | |
| MINI SOCCER 5 v 5 | 4 | | 2 | | +2 | |
| | NUMBER OF PITCHES | NUMBER OF NON-TURF | CAPACITY GAMES | GAMES PLAYED: | | OVERPLAYED UNDER PLAYED |
| | | | | SENIOR | JUNIOR | |
| CRICKET | 5 | 0 | 25 | 20 | 0 | 5 underplayed |

SOUTH CAMBRIDGESHIRE DISTRICT COUNCIL - SUB AREA –SOUTH WEST AREA
 FOOTBALL, CRICKET AND RUGBY

| | |
|--------------------------------------|--|
| MAJOR / STRATEGIC ISSUES: | The Parish Council is understood to be trying to purchase adjacent farmland to expand the recreation ground to include an additional football pitch, two mini soccer pitches |
| MINOR / CLUB SPECIFIC ISSUES: | Changing rooms require improving. |
| ACTION PLAN OVERVIEW | |
| PROTECT | This site needs protecting as a playing field site in the Local Plan |
| ENHANCE | Changing rooms require improvements. |
| PROVIDE | Parish Council to negotiate the purchase of additional farm land for playing pitch purposes an adult pitch and 2 mini soccer pitches. |


SOUTH CAMBRIDGESHIRE DISTRICT COUNCIL - SUB AREA –SOUTH WEST AREA
FOOTBALL, CRICKET AND RUGBY

| | |
|--|--|
| SITE NAME: | Coton Recreation Ground |
| SUB AREA: | South West |
| SECURED/UNSECURED COMMUNITY USE: | Secured – Coton Recreation Ground Trust |
|  | |
| PITCH SPORTS PLAYED ON THIS SITE: | Football and Cricket |
| TYPE OF PITCH AND QUALITY RATING: | 1 adult football pitch, good rating 1 junior 9 v 9 pitch, good rating 1 mini soccer 7 v 7 pitch 1 cricket pitch |
| TEAMS ON THIS SITE AND TIME OF PLAY: | <p>Adult Coton Cosmos Sunday PM</p> <p>Junior 9 v 9 Coton Cosmos U13 Saturday AM Coton Cosmos U12 Saturday AM</p> <p>Mini Soccer 7 v 7 Coton Cosmos Girls U10 Saturday AM Coton Cosmos U8 Saturday AM Coton Cosmos U9 Saturday AM Coton Cosmos U10 Saturday AM</p> <p>Cricket Coton 1st X1 Saturday PM Coton 2nd X1 Saturday PM Coton U14 Coton U13 Coton U12 Coton U11 Coton U10 Coton U9 Coton Girls</p> |


SOUTH CAMBRIDGESHIRE DISTRICT COUNCIL - SUB AREA –SOUTH WEST AREA
FOOTBALL, CRICKET AND RUGBY

| | PITCH CAPACITY | | DEMAND (MATCH EQUIVALENTS) | DIFFERENCE BETWEEN CAPACITY AND DEMAND | | |
|-------------------------------|--|--------------------|----------------------------|--|--------|-----------------------------|
| ADULT FOOTBALL | 3 | | 0.5 | +3.5 | | |
| JUNIOR 9 v 9 | 4 | | 1 | +3 | | |
| MINI SOCCER 7 v 7 | 6 | | 2 | +4 | | |
| | NUMBER OF PITCHES | NUMBER OF NON-TURF | CAPACITY - GAMES | GAMES PLAYED: | | UNDER PLAYED OVER PLAYED |
| | | | | SENIOR | JUNIOR | |
| CRICKET | 8 | 0 | 40 | 15 | 70 | |
| MAJOR / STRATEGIC ISSUES: | None identified | | | | | |
| MINOR / CLUB SPECIFIC ISSUES: | Club require a non- turf pitch to assist with training and possible junior matches | | | | | |
| ACTION PLAN OVERVIEW | | | | | | |
| PROTECT | This site needs protecting as a playing field site in the Local Plan | | | | | |
| ENHANCE | | | | | | |
| PROVIDE | Non-turf pitch required to assist with training and use by juniors for cricket | | | | | |

SOUTH CAMBRIDGESHIRE DISTRICT COUNCIL - SUB AREA –SOUTH WEST AREA
FOOTBALL, CRICKET AND RUGBY

| | | | |
|--|--|-----------------------------------|---|
| SITE NAME: | Eternit Sports and Social Club Meldreth | | |
| SUB AREA: | South West | | |
| SECURED/UNSECURED COMMUNITY USE: | Secured | | |
|  | | | |
| PITCH SPORTS PLAYED ON THIS SITE: | Football | | |
| TYPE OF PITCH AND QUALITY RATING: | 2 adult football pitches, standard rating | | |
| TEAMS ON THIS SITE AND TIME OF PLAY: | Adult Royston Rovers FC Sunday AM E-UK FC Sunday AM | | |
| | PITCH CAPACITY | DEMAND (MATCH EQUIVALENTS) | DIFFERENCE BETWEEN CAPACITY AND DEMAND |
| ADULT FOOTBALL | 4 | 1 | +3 |
| MAJOR / STRATEGIC ISSUES: | None Identified | | |
| MINOR / CLUB SPECIFIC ISSUES: | None Identified | | |
| ACTION PLAN OVERVIEW | | | |
| PROTECT | This site needs protecting as a playing field site in the Local Plan | | |
| ENHANCE | | | |
| PROVIDE | | | |

SOUTH CAMBRIDGESHIRE DISTRICT COUNCIL - SUB AREA –SOUTH WEST AREA
FOOTBALL, CRICKET AND RUGBY

| | | | | | | |
|--|--|---------------------------|-----------------------------------|---------------------------------------|---|---------------------------------|
| SITE NAME: | Eversden Playing Fields | | | | | |
| SUB AREA: | South West | | | | | |
| SECURED/UNSECURED COMMUNITY USE: | Secured | | | | | |
|  | | | | | | |
| PITCH SPORTS PLAYED ON THIS SITE: | Football and Cricket | | | | | |
| TYPE OF PITCH AND QUALITY RATING: | 1 adult football pitch, Standard rating | | | | | |
| TEAMS ON THIS SITE AND TIME OF PLAY: | <p>Adult Comberton Crusaders Sunday AM Comberton Crusaders Girls U16 Sunday AM Comberton Crusaders Girls U14 Saturday AM Comberton Crusaders U15 Saturday AM</p> <p>Cricket Eversden Cricket Club Saturday PM – Team folded 2015 season</p> | | | | | |
| | PITCH CAPACITY | | DEMAND (MATCH EQUIVALENTS) | | DIFFERENCE BETWEEN CAPACITY AND DEMAND | |
| ADULT FOOTBALL | 2 | | 0.5 | | 1.5 | |
| JUNIOR 11 v 11 | 2 | | 1.5 | | 0.5 | |
| CRICKET | NUMBER OF PITCHES | NUMBER OF NON-TURF | CAPACITY GAMES | GAMES PLAYED: SENIOR JUNIOR | | UNDER PLAYED OVER PLAYED |
| CRICKET | 6 | 0 | 30 | 0 | 0 | 30 |
| MAJOR / STRATEGIC ISSUES: | Need to keep the cricket facility as an overflow for use by other clubs in the future | | | | | |
| MINOR / CLUB SPECIFIC ISSUES: | None Identified | | | | | |

SOUTH CAMBRIDGESHIRE DISTRICT COUNCIL - SUB AREA –SOUTH WEST AREA
FOOTBALL, CRICKET AND RUGBY

| ACTION PLAN OVERVIEW | |
|-----------------------------|--|
| PROTECT | This site needs protecting as a playing field site in the Local Plan. There is a need to keep the cricket facility as an overflow facility in the future. |
| ENHANCE | |
| PROVIDE | |

SOUTH CAMBRIDGESHIRE DISTRICT COUNCIL - SUB AREA –SOUTH WEST AREA
FOOTBALL, CRICKET AND RUGBY

| | |
|---|---|
| SITE NAME: | Fowlmere Village Hall and Recreation Ground |
| SUB AREA: | South West |
| SECURED/UNSECURED COMMUNITY USE: | Secured |




| | | | | | | |
|---|--|-----------------------------------|-------------------------|----------------------|---|---------------------------------|
| PITCH SPORTS PLAYED ON THIS SITE: | Football and Cricket | | | | | |
| TYPE OF PITCH AND QUALITY RATING: | 2 adult football pitches, Standard rating | | | | | |
| TEAMS ON THIS SITE AND TIME OF PLAY: | <p>Adult Football Fowlmere Metals FC Sunday AM</p> <p>Cricket Thriplow CC 3rd X1 Saturday PM Thriplow CC 4th X1 Saturday PM Thriplow Juniors Midweek</p> | | | | | |
| | PITCH CAPACITY | DEMAND (MATCH EQUIVALENTS) | | | DIFFERENCE BETWEEN CAPACITY AND DEMAND | |
| ADULT FOOTBALL | 4 | 0.5 | | | +3.5 | |
| | NUMBER OF PITCHES | NUMBER OF NON-TURF | CAPACITY - GAMES | GAMES PLAYED: | | UNDER PLAYED OVER PLAYED |
| | | | | SENIOR | JUNIOR | |
| CRICKET | 6 | 0 | 30 | 10 | 20 | 0 at capacity |
| MAJOR / STRATEGIC ISSUES: | None Identified | | | | | |
| MINOR / CLUB SPECIFIC ISSUES: | Thriplow 3 rd and 4 th s use Fowlmere as a spare ground for their 3 rd s and 4 th teams and some junior games. | | | | | |

SOUTH CAMBRIDGESHIRE DISTRICT COUNCIL - SUB AREA –SOUTH WEST AREA
FOOTBALL, CRICKET AND RUGBY

| ACTION PLAN OVERVIEW | |
|-----------------------------|--|
| PROTECT | This site needs protecting as a playing field site in the Local Plan |
| ENHANCE | |
| PROVIDE | |

SOUTH CAMBRIDGESHIRE DISTRICT COUNCIL - SUB AREA –SOUTH WEST AREA
FOOTBALL, CRICKET AND RUGBY

| | | | |
|--|--|-----------------------------------|---|
| SITE NAME: | Foxton Recreation Ground | | |
| SUB AREA: | South West | | |
| SECURED/UNSECURED COMMUNITY USE: | Secured | | |
|  | | | |
| PITCH SPORTS PLAYED ON THIS SITE: | Football And Cricket | | |
| TYPE OF PITCH AND QUALITY RATING: | 1 adult football pitch, Standard rating 1 mini soccer 7 v 7 pitch. Standard rating | | |
| TEAMS ON THIS SITE AND TIME OF PLAY: | <p>Adult Football Foxton FC Saturday PM Foxton Reserves FC Saturday PM Foxton Dynamo U14 Sunday AM Foxton Dynamo U13 Saturday AM</p> <p>Mini Soccer 7 v 7 Foxton Dynamo U12 Saturday AM Foxton Dynamo U11 Saturday AM</p> <p>Cricket 1st X1 Saturday PM 2nd X1 Saturday PM Sunday X1 Sunday PM</p> <p>Under 13 Midweek Under 11 Midweek</p> | | |
| | PITCH CAPACITY | DEMAND (MATCH EQUIVALENTS) | DIFFERENCE BETWEEN CAPACITY AND DEMAND |
| ADULT FOOTBALL | 2 | 2 | 0 |
| MINI SOCCER 7 v 7 | 4 | 1 | +3 |

SOUTH CAMBRIDGESHIRE DISTRICT COUNCIL - SUB AREA –SOUTH WEST AREA
FOOTBALL, CRICKET AND RUGBY

| | NUMBER OF PITCHES | NUMBER OF NON-TURF | CAPACITY - GAMES | GAMES PLAYED: | | OVER UNDER PLAYED |
|--------------------------------------|---|--------------------|------------------|---------------|--------|-------------------|
| | | | | SENIOR | JUNIOR | |
| CRICKET | 13 | 0 | 65 | 30 | 20 | 15 |
| MAJOR / STRATEGIC ISSUES: | None identified | | | | | |
| MINOR / CLUB SPECIFIC ISSUES: | <ul style="list-style-type: none"> Cricket require a score box Facility has been awarded best ground in Cambridgeshire for cricket on three different occasions and hosted representative cricket games in 2015. Parish Council believes there is a need for additional football pitches | | | | | |
| ACTION PLAN OVERVIEW | | | | | | |
| PROTECT | This site needs protecting as a playing field site in the Local Plan | | | | | |
| ENHANCE | | | | | | |
| PROVIDE | <p>Need for flexible space as age groups change for football</p> <p>Aim for a floodlit football match pitch in the future</p> <p>Cricket require a score box.</p> | | | | | |

SOUTH CAMBRIDGESHIRE DISTRICT COUNCIL - SUB AREA –SOUTH WEST AREA
FOOTBALL, CRICKET AND RUGBY

| | |
|---|---------------|
| SITE NAME: | Foxton School |
| SUB AREA: | South West |
| SECURED/UNSECURED COMMUNITY USE: | Unsecured |



| | |
|--|----------|
| PITCH SPORTS PLAYED ON THIS SITE: | Football |
|--|----------|

| | |
|--|--|
| TYPE OF PITCH AND QUALITY RATING: | 1 mini soccer 7 v 7 pitch, Poor rating 1 mini soccer 5 v 5 pitch, standard rating |
|--|--|

| | |
|---|--|
| TEAMS ON THIS SITE AND TIME OF PLAY: | <p>Mini Soccer 7 v 7 Foxton Dynamo U10 Saturday AM Foxton Dynamo U9 Saturday AM</p> <p>Mini Soccer 5 v 5 Foxton Dynamos U8 Saturday Morning.</p> |
|---|--|

| | PITCH CAPACITY | DEMAND (MATCH EQUIVALENTS) | DIFFERENCE BETWEEN CAPACITY AND DEMAND |
|--------------------------|----------------|----------------------------|--|
| MINI SOCCER 7 v 7 | 2 | 1 | +1 |
| MINI SOCCER 5 v 5 | 4 | 0.5 | +3.5 |

| | |
|----------------------------------|-----------------|
| MAJOR / STRATEGIC ISSUES: | None Identified |
|----------------------------------|-----------------|

| | |
|--------------------------------------|-----------------|
| MINOR / CLUB SPECIFIC ISSUES: | None Identified |
|--------------------------------------|-----------------|


ACTION PLAN OVERVIEW

| | |
|----------------|--|
| PROTECT | This site needs protecting as a playing field site in the Local Plan |
|----------------|--|

| | |
|----------------|--|
| ENHANCE | |
|----------------|--|

| | |
|----------------|--|
| PROVIDE | |
|----------------|--|


SOUTH CAMBRIDGESHIRE DISTRICT COUNCIL - SUB AREA –SOUTH WEST AREA
FOOTBALL, CRICKET AND RUGBY

| | | | |
|---|---|-----------------------------------|---|
| SITE NAME: | Gamlingay Playing Fields | | |
| SUB AREA: | South West | | |
| SECURED/UNSECURED COMMUNITY USE: | Secured | | |
|  | | | |
| PITCH SPORTS PLAYED ON THIS SITE: | Football | | |
| TYPE OF PITCH | 1 adult football, Standard rating 1 junior 9 v 9, standard rating 1 mini soccer 7 v 7, standard rating | | |
| TEAMS ON THIS SITE AND TIME OF PLAY: | <p>Adult Gamlingay United FC Saturday PM Gamlingay United FC Reserves Saturday PM</p> <p>Junior 9 v 9 Gamlingay United Colts U11 Saturday AM Gamlingay United Colts U14 Saturday AM Gamlingay United Colts U13</p> <p>Mini Soccer 7 v 7 Gamlingay U10 Saturday AM Gamlingay U9 Saturday AM</p> | | |
| | PITCH CAPACITY | DEMAND (MATCH EQUIVALENTS) | DIFFERENCE BETWEEN CAPACITY AND DEMAND |
| ADULT FOOTBALL | 2 | 1 | +1 |
| JUNIOR 9 v 9 | 2 | 1.5 | +0.5 |
| MINI SOCCER 7 v 7 | 12 | 1 | +11 |
| MAJOR / STRATEGIC ISSUES: | None Identified | | |


SOUTH CAMBRIDGESHIRE DISTRICT COUNCIL - SUB AREA –SOUTH WEST AREA
 FOOTBALL, CRICKET AND RUGBY

| | |
|--------------------------------------|--|
| MINOR / CLUB SPECIFIC ISSUES: | None Identified |
| ACTION PLAN OVERVIEW | |
| PROTECT | This site needs protecting as a playing field site in the Local Plan |
| ENHANCE | |
| PROVIDE | Need for flexible space as age groups change |


SOUTH CAMBRIDGESHIRE DISTRICT COUNCIL - SUB AREA –SOUTH WEST AREA
FOOTBALL, CRICKET AND RUGBY

| | | | | | | |
|---|--|-----------------------------------|-------------------------|---|---------------|---------------------------|
| SITE NAME: | Great Chishill Playing Fields | | | | | |
| SUB AREA: | South West | | | | | |
| SECURED/UNSECURED COMMUNITY USE: | Secured | | | | | |
|  | | | | | | |
| PITCH SPORTS PLAYED ON THIS SITE: TYPE OF PITCH | Number of Pitches | | Quality Rating | | | |
| TYPE OF PITCH AND QUALITY RATING: | 1 adult football pitch, Standard rating | | | | | |
| TEAMS ON THIS SITE AND TIME OF PLAY: | Adult Football Great Chishill FC Saturday AM Cricket Great Chishill Cricket Club 1 st X1 Saturday PM | | | | | |
| | PITCH CAPACITY | DEMAND (MATCH EQUIVALENTS) | | DIFFERENCE BETWEEN CAPACITY AND DEMAND | | |
| ADULT FOOTBALL | 2 | 0.5 | | +1.5 | | |
| | NUMBER OF PITCHES | NUMBER OF NON-TURF | CAPACITY - GAMES | GAMES PLAYED: | | OVER OR UNDER PLAY |
| | | | | SENIOR | JUNIOR | |
| CRICKET | 8 | 0 | 40 | 10 | 0 | 30 |
| MAJOR / STRATEGIC ISSUES: | None Identified | | | | | |
| MINOR / CLUB SPECIFIC ISSUES: | None Identified | | | | | |
| ACTION PLAN OVERVIEW | | | | | | |
| PROTECT | This site needs protecting as a playing field site in the Local Plan | | | | | |
| ENHANCE | | | | | | |
| PROVIDE | | | | | | |


SOUTH CAMBRIDGESHIRE DISTRICT COUNCIL - SUB AREA –SOUTH WEST AREA
FOOTBALL, CRICKET AND RUGBY

| | | | | | | |
|---|--|-----------------------------------|-------------------------|----------------------|---|--------------------------|
| SITE NAME: | Guilden Morden Recreation Ground | | | | | |
| SUB AREA: | South West | | | | | |
| SECURED/UNSECURED COMMUNITY USE: | Secured | | | | | |
|  | | | | | | |
| PITCH SPORTS PLAYED ON THIS SITE: | Football and cricket | | | | | |
| TYPE OF PITCH AND QUALITY RATING: | 2 adult football pitches, Standard rating 1 cricket field, standard rating | | | | | |
| TEAMS ON THIS SITE AND TIME OF PLAY: | Adult Football Guildern Morden FC Saturday PM Cricket Guilden Morden Cherubs CC Saturday AM | | | | | |
| | PITCH CAPACITY | DEMAND (MATCH EQUIVALENTS) | | | DIFFERENCE BETWEEN CAPACITY AND DEMAND | |
| ADULT FOOTBALL | 4 | 0.5 | | | +3.5 | |
| PITCH SPORTS PLAYED ON THIS SITE: TYPE OF PITCH | NUMBER OF PITCHES | NUMBER OF NON-TURF | CAPACITY - GAMES | GAMES PLAYED: | | OVER UNDER PLAYED |
| | | | | SENIOR | JUNIOR | |
| CRICKET | 6 | 0 | 30 | 10 | 0 | 20 |
| MAJOR / STRATEGIC ISSUES: | None Identified | | | | | |
| MINOR / CLUB SPECIFIC ISSUES: | None Identified | | | | | |
| ACTION PLAN OVERVIEW | | | | | | |
| PROTECT | This site needs protecting as a playing field site in the Local Plan | | | | | |
| ENHANCE | | | | | | |
| PROVIDE | | | | | | |

SOUTH CAMBRIDGESHIRE DISTRICT COUNCIL - SUB AREA –SOUTH WEST AREA
FOOTBALL, CRICKET AND RUGBY

| | | | |
|---|---|-----------------------------------|---|
| SITE NAME: | Hardwick Community Primary School | | |
| SUB AREA: | South West | | |
| SECURED/UNSECURED COMMUNITY USE: | Unsecured | | |
|  | | | |
| PITCH SPORTS PLAYED ON THIS SITE: | Football | | |
| TYPE OF PITCH AND QUALITY RATING | 1 junior 9 v 8 football pitch, Poor rating 1 mini soccer 7 v 7, standard rating | | |
| TEAMS ON THIS SITE AND TIME OF PLAY: | <p>Junior 9 v 9 Hardwick Harriers U11 Saturday AM Hardwick Harriers U11 Saturday AM</p> <p>Mini Soccer 7 v 7 Hardwick Harriers U9 Saturday AM</p> | | |
| | PITCH CAPACITY | DEMAND (MATCH EQUIVALENTS) | DIFFERENCE BETWEEN CAPACITY AND DEMAND |
| JUNIOR 9 v 9 | 1 | 1 | 0 |
| MINI SOCCER 7 v 7 | 4 | 0.5 | +3.5 |
| MAJOR / STRATEGIC ISSUES: | None Identified | | |
| MINOR / CLUB SPECIFIC ISSUES: | None Identified | | |
| ACTION PLAN OVERVIEW | | | |
| PROTECT | This site needs protecting as a playing field site in the Local Plan | | |
| ENHANCE | | | |
| PROVIDE | | | |


SOUTH CAMBRIDGESHIRE DISTRICT COUNCIL - SUB AREA –SOUTH WEST AREA
 FOOTBALL, CRICKET AND RUGBY

| | | | |
|---|---|-----------------------------------|---|
| SITE NAME: | Hardwick Recreation Ground | | |
| SUB AREA: | South West | | |
| SECURED/UNSECURED COMMUNITY USE: | Secured | | |
| |  | | |
| PITCH SPORTS PLAYED ON THIS SITE: | Football and Cricket | | |
| TYPE OF PITCH AND QUALITY RATING | <p>Football 1 adult football, standard rating 1 mini soccer. Standard rating</p> <p>Cricket 1 cricket field. Good rating</p> | | |
| TEAMS ON THIS SITE AND TIME OF PLAY: | <p>Adult Football Hardwick FC Saturday PM Hardwick Reserves Saturday PM Hardwick A Saturday PM Hardwick Sunday FC Sunday AM Hardwick Harriers U 13 Saturday AM</p> <p>Mini Soccer 7 v 7 Hardwick Harriers U12 Saturday AM Hardwick Harriers U7 Saturday AM Hardwick Harriers U7 Saturday AM</p> <p>Cricket Caldecote and Hardwick CC share two grounds this one and Coldecote Recreation Ground. The 3rd and 4ths Saturday PM and some juniors</p> | | |
| | PITCH CAPACITY | DEMAND (MATCH EQUIVALENTS) | DIFFERENCE BETWEEN CAPACITY AND DEMAND |
| ADULT FOOTBALL | 2 | 2.5 | +0.5 |
| MINI SOCCER 7 V 7 | 4 | 1.5 | +2.5 |


SOUTH CAMBRIDGESHIRE DISTRICT COUNCIL - SUB AREA –SOUTH WEST AREA
 FOOTBALL, CRICKET AND RUGBY

| | NUMBER OF PITCHES | NUMBER OF NON-TURF | CAPACITY - GAMES | GAMES PLAYED: | | OVER OR UNDER PLAY |
|--------------------------------------|--|--------------------|------------------|---------------|--------|--------------------|
| | | | | SENIOR | JUNIOR | |
| CRICKET | 10 | 1 | 50 - 60 | 17 | 21 | 38 |
| MAJOR / STRATEGIC ISSUES: | None identified | | | | | |
| MINOR / CLUB SPECIFIC ISSUES: | Changing rooms require refurbishment and football pitches have some drainage issues. | | | | | |
| ACTION PLAN OVERVIEW | | | | | | |
| PROTECT | This site needs protecting as a playing field site in the Local Plan | | | | | |
| ENHANCE | Changing rooms require refurbishment/improving | | | | | |
| PROVIDE | There are ongoing discussions to replace the MUGA with a 3G surface | | | | | |

SOUTH CAMBRIDGESHIRE DISTRICT COUNCIL - SUB AREA –SOUTH WEST AREA
FOOTBALL, CRICKET AND RUGBY

| | | | | | | |
|--|--|-----------------------------------|-----------------|---|---------------|-----------------------------|
| SITE NAME: | Harlton Recreation Ground – The Angry Wasp Oval | | | | | |
| SUB AREA: | South West | | | | | |
| SECURED/UNSECURED COMMUNITY USE: | Secured | | | | | |
|  | | | | | | |
| PITCH SPORTS PLAYED ON THIS SITE: | Football and Cricket | | | | | |
| TYPE OF PITCH AND QUALITY RATING | 1 adult football pitch, Standard rating 1 cricket field, standard rating | | | | | |
| TEAMS ON THIS SITE AND TIME OF PLAY: | Football None identified Cricket Harlton Cricket Club Saturday PM | | | | | |
| | PITCH CAPACITY | DEMAND (MATCH EQUIVALENTS) | | DIFFERENCE BETWEEN CAPACITY AND DEMAND | | |
| ADULT FOOTBALL | 2 | 0 | | +2 | | |
| CRICKET | NUMBER OF PITCHES | NUMBER OF NON-TURF | CAPACITY | GAMES PLAYED: | | OVER OR UNDER PLAYED |
| | | | | SENIOR | JUNIOR | |
| CRICKET | 5 | 0 | 25 | 10 | 0 | 15 |
| MAJOR / STRATEGIC ISSUES: | None identified | | | | | |
| MINOR / CLUB SPECIFIC ISSUES: | None Identified | | | | | |
| ACTION PLAN OVERVIEW | | | | | | |
| PROTECT | This site needs protecting as a playing field site in the Local Plan | | | | | |
| ENHANCE | | | | | | |
| PROVIDE | | | | | | |


SOUTH CAMBRIDGESHIRE DISTRICT COUNCIL - SUB AREA –SOUTH WEST AREA
FOOTBALL, CRICKET AND RUGBY

| | | | | | | |
|---|---|-----------------------------------|-------------------------|----------------------|---|-----------------|
| SITE NAME: | Haslingfield Recreation Ground | | | | | |
| SUB AREA: | South West | | | | | |
| SECURED/UNSECURED COMMUNITY USE: | Secured | | | | | |
|  | | | | | | |
| PITCH SPORTS PLAYED ON THIS SITE: | Football and Cricket | | | | | |
| TYPE OF PITCH AND QUALITY RATING: | 1 adult football pitch, standard rating 2 mini soccer pitches, standard rating | | | | | |
| TEAMS ON THIS SITE AND TIME OF PLAY: | <p>Adult Barrington FC Saturday PM Barrington reserves Saturday Pm Haslingfield FC Saturday PM</p> <p>Mini Soccer 7 v 7 Haslingfield Colts U9 Saturday AM Haslingfield Colts U9 Saturday AM Haslingfield Colts U8 Saturday AM Haslingfield Colts U7 Saturday AM</p> <p>Cricket Haslingfield CC 1st X1 Saturday PM</p> | | | | | |
| | PITCH CAPACITY | DEMAND (MATCH EQUIVALENTS) | | | DIFFERENCE BETWEEN CAPACITY AND DEMAND | |
| ADULT FOOTBALL | 2 | 1.5 | | | +0.5 | |
| MINI SOCCER 7 v 7 | 8 | 2 | | | +6 | |
| PITCH SPORTS PLAYED ON THIS SITE: TYPE OF PITCH | NUMBER OF PITCHES | NUMBER OF NON-TURF | CAPACITY - GAMES | GAMES PLAYED: | | CAPACITY |
| | | | | SENIOR | JUNIOR | |
| CRICKET | 5 | 0 | 25 | 9 | 0 | 14 |


SOUTH CAMBRIDGESHIRE DISTRICT COUNCIL - SUB AREA –SOUTH WEST AREA
 FOOTBALL, CRICKET AND RUGBY

| | |
|--------------------------------------|--|
| MAJOR / STRATEGIC ISSUES: | None Identified |
| MINOR / CLUB SPECIFIC ISSUES: | None Identified |
| ACTION PLAN OVERVIEW | |
| PROTECT | This site needs protecting as a playing field site in the Local Plan |
| ENHANCE | |
| PROVIDE | Need for flexibility in pitch size as age groups change |


SOUTH CAMBRIDGESHIRE DISTRICT COUNCIL - SUB AREA –SOUTH WEST AREA
FOOTBALL, CRICKET AND RUGBY

| | | | |
|---|---|-----------------------------------|---|
| SITE NAME: | Hauxton Recreation Ground | | |
| SUB AREA: | South West | | |
| SECURED/UNSECURED COMMUNITY USE: | Secured Owned by Parish Council from Sept 2016 formerly industrial sports club. | | |
|  | | | |
| PITCH SPORTS PLAYED ON THIS SITE: | Football and Cricket | | |
| TYPE OF PITCH | Pitches are still to be determined but for the time being will remain flexible for football. Cricket Field will be operating hopefully in 2016. | | |
| TEAMS ON THIS SITE AND TIME OF PLAY: | No teams identified | | |
| | PITCH CAPACITY | DEMAND (MATCH EQUIVALENTS) | DIFFERENCE BETWEEN CAPACITY AND DEMAND |
| FOOTBALL AND CRICKET | Currently unknown. | | |
| MAJOR / STRATEGIC ISSUES: | <ul style="list-style-type: none"> Parish Council are working with a junior football club, a cricket club to bring the playing pitches back into use after not being used for 9 years. Major issue is rabbits and will continue to be so until all gaps in the fencing can be rectified. Fund raising for a new pavilion is underway | | |
| MINOR / CLUB SPECIFIC ISSUES: | | | |
| ACTION PLAN OVERVIEW | | | |
| PROTECT | This site needs protecting as a playing field site in the Local Plan | | |
| ENHANCE | Parish Council to eradicate the rabbit issue. | | |
| PROVIDE | The facility will provide football facilities for Whittelsford Warriors and cricket facilities for Thriplow CC. Fundraising is being undertaken to raise funds for a new pavilion. | | |

SOUTH CAMBRIDGESHIRE DISTRICT COUNCIL - SUB AREA –SOUTH WEST AREA
FOOTBALL, CRICKET AND RUGBY

| | | | |
|---|---|-----------------------------------|---|
| SITE NAME: | Melbourn Recreation Ground | | |
| SUB AREA: | South West | | |
| SECURED/UNSECURED COMMUNITY USE: | Secured | | |
|  | | | |
| PITCH SPORTS PLAYED ON THIS SITE: | Football | | |
| TYPE OF PITCH AND QUALITY RATING | 2 adult football pitches, Standard rating | | |
| TEAMS ON THIS SITE AND TIME OF PLAY: | Adult Football Melbourn Sundays FC Sunday AM Melbourn FC Saturday PM Melbourn Dynamos U18 Sunday AM AFC Haslingfield Sunday AM | | |
| | PITCH CAPACITY | DEMAND (MATCH EQUIVALENTS) | DIFFERENCE BETWEEN CAPACITY AND DEMAND |
| ADULT FOOTBALL | 4 | 2 | +2 |
| MAJOR / STRATEGIC ISSUES: | None Identified | | |
| MINOR / CLUB SPECIFIC ISSUES: | None Identified | | |
| ACTION PLAN OVERVIEW | | | |
| PROTECT | This site needs protecting as a playing field site in the Local Plan | | |
| ENHANCE | | | |
| PROVIDE | | | |


SOUTH CAMBRIDGESHIRE DISTRICT COUNCIL - SUB AREA –SOUTH WEST AREA
FOOTBALL, CRICKET AND RUGBY

| | | | |
|--|--|-----------------------------------|---|
| SITE NAME: | Melbourn Village College | | |
| SUB AREA: | South West | | |
| SECURED/UNSECURED COMMUNITY USE: | Unsecured | | |
|  | | | |
| PITCH SPORTS PLAYED ON THIS SITE: | Football | | |
| TYPE OF PITCH AND QUALITY RATING: | 2 junior 11 v 11, standard rating 1 mini soccer 7 v 7, standard rating 1 mini soccer 5 v 5 standard rating | | |
| TEAMS ON THIS SITE AND TIME OF PLAY: | <p>Junior 11 v 11 Melbourn Dynamo U16 Sunday AM Melbourn Dynamo U15 Sunday AM Melbourn Dynamo U14 Sunday AM</p> <p>Mini Soccer 7 v 7 Melbourn Dynamos U9 Sunday AM</p> <p>Mini Soccer 5 v 5 Melbourn Dynamos U8 Saturday AM Melbourn Dynamos U7 Saturday AM</p> | | |
| | PITCH CAPACITY | DEMAND (MATCH EQUIVALENTS) | DIFFERENCE BETWEEN CAPACITY AND DEMAND |
| JUNIOR 11 v 11 | 4 | 1.5 | +2.5 |
| MINI SOCCER 7 v 7 | 4 | 0.5 | +3.5 |
| MINI SOCCER 5 v 5 | 4 | 1 | +3 |
| MAJOR / STRATEGIC ISSUES: | None Identified | | |
| MINOR / CLUB SPECIFIC ISSUES: | None Identified | | |

SOUTH CAMBRIDGESHIRE DISTRICT COUNCIL - SUB AREA –SOUTH WEST AREA
FOOTBALL, CRICKET AND RUGBY

| ACTION PLAN OVERVIEW | |
|-----------------------------|--|
| PROTECT | This site needs protecting as a playing field site in the Local Plan |
| ENHANCE | |
| PROVIDE | Need for flexibility in pitch sizes as age groups change |

SOUTH CAMBRIDGESHIRE DISTRICT COUNCIL - SUB AREA –SOUTH WEST AREA
FOOTBALL, CRICKET AND RUGBY

| | | | |
|---|--|-----------------------------------|---|
| SITE NAME: | Meldreth Recreation Ground | | |
| SUB AREA: | South West | | |
| SECURED/UNSECURED COMMUNITY USE: | Secured | | |
|  | | | |
| PITCH SPORTS PLAYED ON THIS SITE: | Football | | |
| TYPE OF PITCH AND QUALITY RATING: | 1 adult football pitch, good rating Good | | |
| TEAMS ON THIS SITE AND TIME OF PLAY: | Adult Meldreth United FC Sunday AM | | |
| | PITCH CAPACITY | DEMAND (MATCH EQUIVALENTS) | DIFFERENCE BETWEEN CAPACITY AND DEMAND |
| ADULT FOOTBALL | 3 | 0.5 | +2.5 |
| MAJOR / STRATEGIC ISSUES: | None Identified | | |
| MINOR / CLUB SPECIFIC ISSUES: | None Identified | | |
| ACTION PLAN OVERVIEW | | | |
| PROTECT | This site needs protecting as a playing field site in the Local Plan | | |
| ENHANCE | | | |
| PROVIDE | There are plans to improve the changing rooms | | |


SOUTH CAMBRIDGESHIRE DISTRICT COUNCIL - SUB AREA –SOUTH WEST AREA
FOOTBALL, CRICKET AND RUGBY

| | |
|---|----------------------------|
| SITE NAME: | Shepreth Recreation Ground |
| SUB AREA: | South West |
| SECURED/UNSECURED COMMUNITY USE: | Secured |



| | | | |
|---|--|-----------------------------------|---|
| PITCH SPORTS PLAYED ON THIS SITE: | Football | | |
| TYPE OF PITCH AND QUALITY RATING: | 1 adult football pitch, Poor rating | | |
| TEAMS ON THIS SITE AND TIME OF PLAY: | Adult Shepreth FC Sunday AM | | |
| | PITCH CAPACITY | DEMAND (MATCH EQUIVALENTS) | DIFFERENCE BETWEEN CAPACITY AND DEMAND |
| ADULT FOOTBALL | 1 | 0.5 | +0.5 |
| MAJOR / STRATEGIC ISSUES: | None Identified | | |
| MINOR / CLUB SPECIFIC ISSUES: | None Identified | | |
| ACTION PLAN OVERVIEW | | | |
| PROTECT | This site needs protecting as a playing field site in the Local Plan | | |
| ENHANCE | | | |
| PROVIDE | | | |


SOUTH CAMBRIDGESHIRE DISTRICT COUNCIL - SUB AREA –SOUTH WEST AREA
FOOTBALL, CRICKET AND RUGBY

| | | | | | | |
|---|---|---------------------------|-----------------------------------|----------------------|---|---------------------------|
| SITE NAME: | Steeple Morden Recreation Ground | | | | | |
| SUB AREA: | South West | | | | | |
| SECURED/UNSECURED COMMUNITY USE: | Secured | | | | | |
|  | | | | | | |
| PITCH SPORTS PLAYED ON THIS SITE: | Football and Cricket | | | | | |
| ADULT | 1 | Standard | | | | |
| MINI SOCCER 7 v 7 | 3 | Standard | | | | |
| TEAMS ON THIS SITE AND TIME OF PLAY: | <p>Adult Steeple Morden FC Saturday PM Steeple Morden Reserves FC Saturday PM</p> <p>Mini Soccer 7 v 7 None identified</p> <p>Cricket Steeple Morden 1st 1X Saturday PM</p> | | | | | |
| | PITCH CAPACITY | | DEMAND (MATCH EQUIVALENTS) | | DIFFERENCE BETWEEN CAPACITY AND DEMAND | |
| ADULT FOOTBALL | 2 | | 1 | | +1 | |
| MINI SOCCER 7 v 7 | 12 | | 0 | | +12 | |
| | NUMBER OF PITCHES | NUMBER OF NON-TURF | CAPACITY -GAMES | GAMES PLAYED: | | OVER OR UNDER PLAY |
| | | | | SENIOR | JUNIOR | |
| CRICKET | 5 | 0 | 25 | 10 | 0 | 15 |
| MAJOR / STRATEGIC ISSUES: | None Identified | | | | | |
| MINOR / CLUB SPECIFIC ISSUES: | Issues with drainage. | | | | | |

SOUTH CAMBRIDGESHIRE DISTRICT COUNCIL - SUB AREA –SOUTH WEST AREA
FOOTBALL, CRICKET AND RUGBY


| ACTION PLAN OVERVIEW | |
|-----------------------------|---|
| PROTECT | This site needs protecting as a playing field site in the Local Plan |
| ENHANCE | There are some issues with drainage at this ground and Steeple Morden are looking to move some games to Litlington. An agronomist report is required. |
| PROVIDE | |

SOUTH CAMBRIDGESHIRE DISTRICT COUNCIL - SUB AREA –SOUTH WEST AREA
FOOTBALL, CRICKET AND RUGBY

| | | | |
|---|--|-----------------------------------|---|
| SITE NAME: | Orwell Recreation Ground | | |
| SUB AREA: | South West | | |
| SECURED/UNSECURED COMMUNITY USE: | Secured | | |
|  | | | |
| PITCH SPORTS PLAYED ON THIS SITE: | Football | | |
| TYPE OF PITCH AND QUALITY RATING: | 1 Adult pitch, Standard rating | | |
| TEAMS ON THIS SITE AND TIME OF PLAY: | Adult Football Orwell FC Saturday PM | | |
| | PITCH CAPACITY | DEMAND (MATCH EQUIVALENTS) | DIFFERENCE BETWEEN CAPACITY AND DEMAND |
| ADULT PITCH | 2 | 0.5 | +1.5 |
| MAJOR / STRATEGIC ISSUES: | None Identified | | |
| MINOR / CLUB SPECIFIC ISSUES: | None Identified | | |
| ACTION PLAN OVERVIEW | | | |
| PROTECT | This site needs protecting as a playing field site in the Local Plan | | |
| ENHANCE | | | |
| PROVIDE | | | |


SOUTH CAMBRIDGESHIRE DISTRICT COUNCIL - SUB AREA –SOUTH WEST AREA
FOOTBALL, CRICKET AND RUGBY

| | |
|---|---|
| SITE NAME: | Litlington Recreation Ground – South Street |
| SUB AREA: | South West |
| SECURED/UNSECURED COMMUNITY USE: | Secured – Parish Council |




| | | | |
|---|--|-----------------------------------|---|
| PITCH SPORTS PLAYED ON THIS SITE: | Football | | |
| TYPE OF PITCH AND QUALITY RATING: | 2 adult football pitch, Standard rating | | |
| TEAMS ON THIS SITE AND TIME OF PLAY: | Adult | | |
| | PITCH CAPACITY | DEMAND (MATCH EQUIVALENTS) | DIFFERENCE BETWEEN CAPACITY AND DEMAND |
| ADULT FOOTBALL | 4 | 0.5 | +3.5 |
| MAJOR / STRATEGIC ISSUES: | None Identified | | |
| MINOR / CLUB SPECIFIC ISSUES: | Require additional changing facilities to meet requirements of 2 football pitches. | | |
| ACTION PLAN OVERVIEW | | | |
| PROTECT | This site needs protecting as a playing field site in the Local Plan | | |
| ENHANCE | | | |
| PROVIDE | Need for additional changing facilities to cater for more than one football match. | | |


SOUTH CAMBRIDGESHIRE DISTRICT COUNCIL - SUB AREA –SOUTH WEST AREA
FOOTBALL, CRICKET AND RUGBY

| | | | | | | |
|--|--|---------------------------|-------------------------|----------------------|---------------|-----------------------------------|
| SITE NAME: | Longstowe Cricket Club – Longstowe Recreation Ground | | | | | |
| SUB AREA: | South West | | | | | |
| SECURED/UNSECURED COMMUNITY USE: | Secured | | | | | |
|  | | | | | | |
| PITCH SPORTS PLAYED ON THIS SITE: | Cricket | | | | | |
| TYPE OF PITCH | 1 cricket pitch | | | | | |
| TEAMS ON THIS SITE AND TIME OF PLAY: | Longstowe 1 st X1 Saturday PM Longstowe 2 nd X1 Saturday PM | | | | | |
| | NUMBER OF PITCHES | NUMBER OF NON-TURF | CAPACITY - GAMES | GAMES PLAYED: | | OVER PLAYED / UNDER PLAYED |
| | | | | SENIOR | JUNIOR | |
| CRICKET | 11 | 0 | 55 | 30 | 0 | -25 |
| MAJOR / STRATEGIC ISSUES: | None identified | | | | | |
| MINOR / CLUB SPECIFIC ISSUES: | None identified | | | | | |
| ACTION PLAN OVERVIEW | | | | | | |
| PROTECT | This site needs protecting as a playing field site in the Local Plan | | | | | |
| ENHANCE | | | | | | |
| PROVIDE | | | | | | |


SOUTH CAMBRIDGESHIRE DISTRICT COUNCIL - SUB AREA –SOUTH WEST AREA
FOOTBALL, CRICKET AND RUGBY

| | | | | | | |
|--|---|---------------------------|-------------------------|----------------------|---------------|-----------------------------------|
| SITE NAME: | Barrington Green | | | | | |
| SUB AREA: | South West | | | | | |
| SECURED/UNSECURED COMMUNITY USE: | Secured | | | | | |
|  | | | | | | |
| PITCH SPORTS PLAYED ON THIS SITE: | Cricket | | | | | |
| TYPE OF PITCH | 1 cricket pitch | | | | | |
| TEAMS ON THIS SITE AND TIME OF PLAY: | Barrington 1 st X1 Saturday PM Barrington 2 nd X1 Saturday PM | | | | | |
| | NUMBER OF PITCHES | NUMBER OF NON-TURF | CAPACITY - GAMES | GAMES PLAYED: | | OVER PLAYED / UNDER PLAYED |
| | | | | SENIOR | JUNIOR | |
| CRICKET | 6 | 0 | 30 | 22 | | -8 |
| MAJOR / STRATEGIC ISSUES: | None identified | | | | | |
| MINOR / CLUB SPECIFIC ISSUES: | None identified | | | | | |
| ACTION PLAN OVERVIEW | | | | | | |
| PROTECT | This site needs protecting as a playing field site in the Local Plan | | | | | |
| ENHANCE | | | | | | |
| PROVIDE | Pavilion requires refurbishment and extension, require a non-turf pitch, and need to work with the Parish Council to identify a site for a 2 lane net facility. | | | | | |


SOUTH CAMBRIDGESHIRE DISTRICT COUNCIL - SUB AREA –SOUTH WEST AREA
FOOTBALL, CRICKET AND RUGBY

| | | | | | | |
|---|--|---------------------------|-------------------------|----------------------|---------------|-----------------------------------|
| SITE NAME: | Elitsley Cricket Club | | | | | |
| SUB AREA: | South West | | | | | |
| SECURED/UNSECURED COMMUNITY USE: | Secured | | | | | |
|  | | | | | | |
| PITCH SPORTS PLAYED ON THIS SITE: | Cricket | | | | | |
| TYPE OF PITCH | 1 cricket pitch | | | | | |
| TEAMS ON THIS SITE AND TIME OF PLAY: | Elitsey 1 st X1 Saturday Pm Friendly X1 Sunday PM | | | | | |
| | NUMBER OF PITCHES | NUMBER OF NON-TURF | CAPACITY - GAMES | GAMES PLAYED: | | OVER PLAYED / UNDER PLAYED |
| | | | | SENIOR | JUNIOR | |
| CRICKET | 6 | 0 | 30 | 15 | 0 | -15 |
| MAJOR / STRATEGIC ISSUES: | None identified | | | | | |
| MINOR / CLUB SPECIFIC ISSUES: | None identified | | | | | |
| ACTION PLAN OVERVIEW | | | | | | |
| PROTECT | This site needs protecting as a playing field site in the Local Plan | | | | | |
| ENHANCE | | | | | | |
| PROVIDE | | | | | | |

SOUTH CAMBRIDGESHIRE DISTRICT COUNCIL - SUB AREA –SOUTH WEST AREA
FOOTBALL, CRICKET AND RUGBY


| | | | | | | |
|---|--|---------------------------|-------------------------|----------------------|---------------|-----------------------------------|
| SITE NAME: | Whaddon Cricket Club | | | | | |
| SUB AREA: | South West | | | | | |
| SECURED/UNSECURED COMMUNITY USE: | Secured | | | | | |
|  | | | | | | |
| PITCH SPORTS PLAYED ON THIS SITE: | Cricket | | | | | |
| TYPE OF PITCH | Space for a cricket pitch | | | | | |
| TEAMS ON THIS SITE AND TIME OF PLAY: | Cricket team playing friendlies | | | | | |
| CRICKET | NUMBER OF PITCHES | NUMBER OF NON-TURF | CAPACITY - GAMES | GAMES PLAYED: | | OVER PLAYED / UNDER PLAYED |
| | | | | SENIOR | JUNIOR | |
| CRICKET | | | | | | |
| MAJOR / STRATEGIC ISSUES: | None identified | | | | | |
| MINOR / CLUB SPECIFIC ISSUES: | None identified | | | | | |
| ACTION PLAN OVERVIEW | | | | | | |
| PROTECT | This site needs protecting as a playing field site in the Local Plan | | | | | |
| ENHANCE | | | | | | |
| PROVIDE | | | | | | |

SOUTH CAMBRIDGESHIRE DISTRICT COUNCIL - SUB AREA –SOUTH WEST AREA
FOOTBALL, CRICKET AND RUGBY

| | | | | | | |
|---|--|---------------------------|-------------------------|----------------------|---------------|-----------------------------------|
| SITE NAME: | Granta Park | | | | | |
| SUB AREA: | South West | | | | | |
| SECURED/UNSECURED COMMUNITY USE: | Secured – Private Business League Use Only | | | | | |
|  | | | | | | |
| PITCH SPORTS PLAYED ON THIS SITE: | Cricket | | | | | |
| TYPE OF PITCH | 1 cricket pitch | | | | | |
| TEAMS ON THIS SITE AND TIME OF PLAY: | Used by Cambridge Business House League only used mid-week | | | | | |
| | NUMBER OF PITCHES | NUMBER OF NON-TURF | CAPACITY - GAMES | GAMES PLAYED: | | OVER PLAYED / UNDER PLAYED |
| | | | | SENIOR | JUNIOR | |
| CRICKET | | | | | | |
| MAJOR / STRATEGIC ISSUES: | None identified | | | | | |
| MINOR / CLUB SPECIFIC ISSUES: | None identified | | | | | |
| ACTION PLAN OVERVIEW | | | | | | |
| PROTECT | This site needs protecting as a playing field site in the Local Plan | | | | | |
| ENHANCE | | | | | | |
| PROVIDE | | | | | | |

SOUTH CAMBRIDGESHIRE DISTRICT COUNCIL - SUB AREA –SOUTH EAST AREA
FOOTBALL, CRICKET AND RUGBY

SOUTH EAST AREA - INDIVIDUAL SITE ACTION PLANS

| | |
|---|--|
| SITE NAME: | Balsham Recreation Ground |
| SUB AREA: | South East |
| SECURED/UNSECURED COMMUNITY USE: | Secured |
|  | |
| PITCH SPORTS PLAYED ON THIS SITE: | Football and Cricket |
| TYPE OF PITCH AND QUALITY RATING | <p>Football 1 adult football pitch, Standard rating 1 junior 11 v 11 football pitch, standard rating 2 junior 9 v 9 football pitches, standard rating 1 mini soccer pitch, standard rating 1 mini soccer 5 v 5 pitch, standard rating</p> <p>Cricket 1 cricket field</p> |
| TEAMS ON THIS SITE AND TIME OF PLAY: | <p>Adult Football Balsham FC Saturday PM Balsham Reserves Saturday PM</p> <p>Junior 11 v 11 Football Balsham Colts U14 Saturday AM Balsham Colts U13 Saturday AM</p> <p>Junior 9 v 9 Football Balsham Colts U12 Saturday AM</p> <p>Mini Soccer 7 v 7 Balsham Colts U10 Saturday AM</p> |

SOUTH CAMBRIDGESHIRE DISTRICT COUNCIL - SUB AREA –SOUTH EAST AREA
FOOTBALL, CRICKET AND RUGBY

| | | | | | | |
|--------------------------------------|--|---------------------------|-----------------------------------|----------------------|---|-----------------|
| | Mini Soccer 5 v 5 Balsham Colts U8 Saturday AM Cricket Balsham Cricket Club 1 st X1 Saturday PM Balsham Cricket Club 2 nd X1 Saturday PM Balsham Midweek X1 – Midweek | | | | | |
| | PITCH CAPACITY | | DEMAND (MATCH EQUIVALENTS) | | DIFFERENCE BETWEEN CAPACITY AND DEMAND | |
| ADULT FOOTBALL | 2 | | 1 | | +1 | |
| JUNIOR 11 v 11 | 2 | | 1 | | +1 | |
| JUNIOR 9 v 9 | 4 | | 0.5 | | +3.5 | |
| MINI SOCCER 7 v 7 | 4 | | 0.5 | | +3.5 | |
| MINI SOCCER 5 v 5 | 4 | | 1 | | +3 | |
| | NUMBER OF PITCHES | NUMBER OF NON-TURF | CAPACITY - GAMES | GAMES PLAYED: | | CAPACITY |
| | | | | SENIOR | JUNIOR | |
| CRICKET | 14 | 0 | 70 | 30 | 0 | 40 |
| MAJOR / STRATEGIC ISSUES: | None Identified | | | | | |
| MINOR / CLUB SPECIFIC ISSUES: | None Identified | | | | | |
| ACTION PLAN OVERVIEW | | | | | | |
| PROTECT | This site needs protecting as a playing field site in the Local Plan | | | | | |
| ENHANCE | | | | | | |
| PROVIDE | | | | | | |

SOUTH CAMBRIDGESHIRE DISTRICT COUNCIL - SUB AREA –SOUTH EAST AREA
FOOTBALL, CRICKET AND RUGBY

| | | | |
|--|---|-----------------------------------|---|
| SITE NAME: | Duxford Recreation Ground | | |
| SUB AREA: | South East | | |
| SECURED/UNSECURED COMMUNITY USE: | Secured | | |
|  | | | |
| PITCH SPORTS PLAYED ON THIS SITE: | Football | | |
| TYPE OF PITCH AND QUALITY RATING: | 1 adult football pitch, Standard rating | | |
| TEAMS ON THIS SITE AND TIME OF PLAY: | Adult Football Duxford United Saturday PM Duxford United Reserves FC Saturday PM | | |
| | PITCH CAPACITY | DEMAND (MATCH EQUIVALENTS) | DIFFERENCE BETWEEN CAPACITY AND DEMAND |
| ADULT FOOTBALL | 2 | 1 | +1 |
| MAJOR / STRATEGIC ISSUES: | None identified | | |
| MINOR / CLUB SPECIFIC ISSUES: | None Identified | | |
| ACTION PLAN OVERVIEW | | | |
| PROTECT | This site needs protecting as a playing field site in the Local Plan | | |
| ENHANCE | There is a need for improved changing rooms | | |
| PROVIDE | | | |


SOUTH CAMBRIDGESHIRE DISTRICT COUNCIL - SUB AREA –SOUTH EAST AREA
FOOTBALL, CRICKET AND RUGBY

| | | | |
|--|---|-----------------------------------|---|
| SITE NAME: | Fen Ditton Recreation Ground | | |
| SUB AREA: | South East | | |
| SECURED/UNSECURED COMMUNITY USE: | Secured | | |
|  | | | |
| PITCH SPORTS PLAYED ON THIS SITE: | Football and Cricket | | |
| TYPE OF PITCH | 1 adult football pitch, standard rating 1 mini soccer pitch 7 v 7, standard rating 1 Cricket field | | |
| TEAMS ON THIS SITE AND TIME OF PLAY: | <p>Adult Football Fen Ditton FC Sunday AM Kitsonian FC Sunday AM</p> <p>Mini Soccer 7 v 7 Cambridge Comets U8 Saturday AM</p> <p>Cricket Fen Ditton 1st X1 Saturday PM Fen Ditton U13s Midweek</p> | | |
| | PITCH CAPACITY | DEMAND (MATCH EQUIVALENTS) | DIFFERENCE BETWEEN CAPACITY AND DEMAND |
| ADULT FOOTBALL | 2 | 1 | +1 |
| MINI SOCCER 7 v 7 | 4 | 0.5 | +3.5 |

SOUTH CAMBRIDGESHIRE DISTRICT COUNCIL - SUB AREA –SOUTH EAST AREA
 FOOTBALL, CRICKET AND RUGBY

| | NUMBER OF PITCHES | NUMBER OF NON-TURF | CAPACITY - GAMES | GAMES PLAYED: | | OVER PLAY/UNDERPLAY |
|-------------------------------|--|--------------------|------------------|---------------|--------|---------------------|
| | | | | SENIOR | JUNIOR | |
| CRICKET | 5 | 0 | 25 | 20 | 20 | 15 |
| MAJOR / STRATEGIC ISSUES: | | | | | | |
| MINOR / CLUB SPECIFIC ISSUES: | The square at Fen Ditton is very good | | | | | |
| ACTION PLAN OVERVIEW | | | | | | |
| PROTECT | This site needs protecting as a playing field site in the Local Plan | | | | | |
| ENHANCE | | | | | | |
| PROVIDE | | | | | | |


SOUTH CAMBRIDGESHIRE DISTRICT COUNCIL - SUB AREA –SOUTH EAST AREA
 FOOTBALL, CRICKET AND RUGBY

| | |
|--|---|
| SITE NAME: | Fulbourn Recreation Ground |
| SUB AREA: | South East |
| SECURED/UNSECURED COMMUNITY USE: | Secured |
|  | |
| PITCH SPORTS PLAYED ON THIS SITE: | Football and Cricket |
| TYPE OF PITCH AND QUALITY RATING: | <p>Football 2 adult football pitches, Standard rating 1 junior 9 v 9 pitch, standard rating 2 mini soccer 7 v 7, standard rating</p> <p>Cricket Cricket square and outfield</p> |
| TEAMS ON THIS SITE AND TIME OF PLAY: | <p>Adult Fulbourn Institute Saturday PM Fulbourn Institute Reserves Saturday PM Fulbourn Institute Saturday PM Long Road Rangers FC Sunday AM Welcome Crukki FC Sunday AM Fullbourn Bluebirds Sunday PM Fulbourn Institute Colts U16 Sunday AM</p> <p>Junior 9 v 9 Fulbourn Institute U13 Saturday AM Fulbourn Institute U11 Saturday AM</p> <p>Mini Soccer 7 v 7 Fulbourn Institute U10 Saturday AM Fulbourn Institute U10 Saturday AM Fulbourn Institute U9 Saturday AM Fulbourn Institute U8 Saturday AM</p> |

SOUTH CAMBRIDGESHIRE DISTRICT COUNCIL - SUB AREA –SOUTH EAST AREA
FOOTBALL, CRICKET AND RUGBY

| | | | | | | |
|--------------------------------------|---|---------------------------|-----------------------------------|---|---|--------------------------------|
| | Cricket Fulbourn Institute 1 st X1 Saturday PM Fulbourn Institute 2 nd X1 Saturday PM Fulbourn Institute Midweek X1 Fulbourn Institute U15 | | | | | |
| | PITCH CAPACITY | | DEMAND (MATCH EQUIVALENTS) | | DIFFERENCE BETWEEN CAPACITY AND DEMAND | |
| ADULT FOOTBALL | 4 | | 3.5 | | +0.5 | |
| JUNIOR 9 v 9 | 2 | | 1 | | +1 | |
| MINI SOCCER 7 v 7 | 8 | | 2 | | +6 | |
| | NUMBER OF PITCHES | NUMBER OF NON-TURF | CAPACITY - GAMES | GAMES PLAYED: SENIOR JUNIOR | | OVER PLAYED UNDERPLAYED |
| CRICKET | 7 | 0 | 35 | 25 | 6 | - 1 |
| MAJOR / STRATEGIC ISSUES: | None Identified | | | | | |
| MINOR / CLUB SPECIFIC ISSUES: | None Identified | | | | | |
| ACTION PLAN OVERVIEW | | | | | | |
| PROTECT | This site needs protecting as a playing field site in the Local Plan | | | | | |
| ENHANCE | | | | | | |
| PROVIDE | Need to be flexible with pitch sizes as age groups change Cricket Club require new practice nets. Aim to provide a floodlit grass match football pitch. | | | | | |

SOUTH CAMBRIDGESHIRE DISTRICT COUNCIL - SUB AREA –SOUTH EAST AREA
 FOOTBALL, CRICKET AND RUGBY

| | | |
|--|--|------|
| SITE NAME: | Great Shelford Recreation Ground | |
| SUB AREA: | South East | |
| SECURED/UNSECURED COMMUNITY USE: | Secured | |
|  | | |
| PITCH SPORTS PLAYED ON THIS SITE: | Football and Cricket | |
| ADULT | 2 | Good |
| MINI SOCCER 7 v 7 | 2 | Good |
| TEAMS ON THIS SITE AND TIME OF PLAY: | <p>Adult Football Great Shelford FC Saturday PM Great Shelford Reserves FC Saturday PM Great Shelford Vets FC Sunday AM Shelford and Stapleford Strikers Sunday AM Shelford and Stapleford Strikers U15 Sunday PM</p> <p>Mini Soccer 7 v 7 Shelford and Stapleford Srikers U11 Saturday AM Shelford and Stapleford Srikers U11 Saturday AM Shelford and Stapleford Srikers U11 Saturday AM</p> <p>Cricket Great Shelford 1st X1 Saturday PM Great Shelford 2nd X1 Saturday PM Great Shelford U12 Mid-week Great Shelford U11 Mid-week</p> | |

SOUTH CAMBRIDGESHIRE DISTRICT COUNCIL - SUB AREA –SOUTH EAST AREA
FOOTBALL, CRICKET AND RUGBY

| | PITCH CAPACITY | | DEMAND (MATCH EQUIVALENTS) | | DIFFERENCE BETWEEN CAPACITY AND DEMAND | |
|--------------------------------------|--|--------------------|----------------------------|---------------|--|----------------------------|
| ADULT FOOTBALL | 6 | | 2.5- | | +3.5 | |
| MINI SOCCER 7 V 7 | 12 | | 1.5 | | +10.5 | |
| | NUMBER OF PITCHES | NUMBER OF NON-TURF | CAPACITY GAMES | GAMES PLAYED: | | OVER PLAYED / UNDER PLAYED |
| | | | | SENIOR | JUNIOR | |
| CRICKET | 9 | 0 | 45 | 16 | 15 | -14 |
| MAJOR / STRATEGIC ISSUES: | None Identified | | | | | |
| MINOR / CLUB SPECIFIC ISSUES: | Cricket Club has to move fixtures at end of season to other grounds so football can start. This year last adult games were played at Clare College and Horseheath. | | | | | |
| ACTION PLAN OVERVIEW | | | | | | |
| PROTECT | This site needs protecting as a playing field site in the Local Plan | | | | | |
| ENHANCE | Appears that juniors are playing on adult pitches | | | | | |
| PROVIDE | Need to be flexible with pitch sites as age groups change Aim to provide a floodlit grass match football pitch. | | | | | |

SOUTH CAMBRIDGESHIRE DISTRICT COUNCIL - SUB AREA –SOUTH EAST AREA
 FOOTBALL, CRICKET AND RUGBY

| | |
|---|--|
| SITE NAME: | Shelford Rugby Club The Davey Field CB22 5JJ |
| SUB AREA: | South East |
| SECURED/UNSECURED COMMUNITY USE: | Secured – Owned by the club |



| | |
|---|--|
| PITCH SPORTS PLAYED ON THIS SITE: | Rugby Union |
| PITCHES ON THIS SITE WITH QUALITY RATING | <p>Rugby Union</p> <p>Pitch 1 Floodlit - Adequate (M1/D1) Capacity 2</p> <p>Pitch 2 Floodlit - Adequate (M1/D1) 2</p> <p>Pitch 3 Adequate (M1/D1) capacity 2</p> <p>Pitch 4 Adequate (M1/D1) capacity 2</p> <p>Pitch Mini/Midi</p> |
| TEAMS ON THIS SITE AND TIME OF PLAY: | <p>Rugby Union Teams</p> <p>Adult Teams</p> <p>1st XV Saturday Pm</p> <p>Nomads Saturday PM</p> <p>3rd XV Saturday PM</p> <p>4th XV Saturday PM</p> <p>5th XV Saturday PM</p> <p>Ladies 1st XV Sunday PM</p> <p>Junior teams</p> <p>Colts Sunday Am</p> <p>U17 Sunday AM</p> <p>U16 Sunday AM</p> <p>U15 Sunday AM</p> <p>U14 Sunday AM</p> <p>U13 Sunday AM</p> |

SOUTH CAMBRIDGESHIRE DISTRICT COUNCIL - SUB AREA –SOUTH EAST AREA
FOOTBALL, CRICKET AND RUGBY

| | |
|--------------------------------------|---|
| | <p>Mini/midi teams</p> <p>U12 Sunday AM U11 Sunday AM U10 Sunday AM U9 Sunday AM U8 Sunday AM U7 Sunday AM</p> <p>Training Mid-Week match equivalents 9 games per week</p> <p>Match Equivalents per week 7.5 games per week</p> <p>Mid-week Capacity per week 2 pitches have floodlights Both pitches are rated M1/D1 = 2 games per week. Total capacity = 4 games per week. Mid-week match equivalents = 9 games Capacity: Overplay by 5 games per week = 3 pitches</p> <p>Anglia Ruskin use the ground on Mondays so mid-week training rises to over play of 5.5 games</p> <p>Weekend 2 grass pitches 4 Pitches x 2 games per week = 8 games per week 1 mini Pitch X 2 games per week = 2 games per week. Total capacity = 10 games per week Weekend match equivalents = 7.5 games per week. Capacity: Capacity: Underplay by 2.5 games per week</p> <p>Anglia Ruskin use the ground on Mondays so mid-week training rises to over play of 5.5 games</p> |
| LATENT DEMAND | None identified |
| MAJOR / STRATEGIC ISSUES: | None identified |
| MINOR / CLUB SPECIFIC ISSUES: | <ul style="list-style-type: none"> • There is a current overplay midweek match equivalents and there is a need for additional floodlights. • The club would benefit from a 3G Rubber crumb rugby compliant pitch with floodlights for training purposes. |
| ACTION PLAN OVERVIEW | |
| PROTECT | This site needs protecting as a playing pitch site in the Local Plan |
| ENHANCE | |
| PROVIDE | RFU to carry out a feasibility study as to if 3G rubber crumb rugby compliant pitch is a preferred option at Shelford Rugby Club. A 3G pitch could serve a number of rugby clubs locally to address midweek deficits if cooperation can be achieved and a timetable conducive to all parties agreed |

SOUTH CAMBRIDGESHIRE DISTRICT COUNCIL - SUB AREA –SOUTH EAST AREA
FOOTBALL, CRICKET AND RUGBY

| | |
|---|-----------------------------------|
| SITE NAME: | Great Wilbraham Recreation Ground |
| SUB AREA: | South East |
| SECURED/UNSECURED COMMUNITY USE: | Secured |



| | |
|--|----------------------|
| PITCH SPORTS PLAYED ON THIS SITE: | Football and Cricket |
|--|----------------------|

| | |
|--|--|
| TYPE OF PITCH AND QUALITY RATING: | 1 Adult football pitch, standard rating 1 mini soccer 7 v 7 pitch |
|--|--|

| | |
|--|---|
| TEAMS AT THIS SITE AND TIME OF PLAY | <p>Adult Football</p> <p>Wilbraham FC Saturday PM Wilbraham Sunday FC Sunday AM</p> <p>Cricket</p> <p>Wilbraham CC 1st X1 Saturday PM Wilbraham CC 2nd X1 Saturday PM Wilbraham CC Mid-week - Midweek</p> |
|--|---|


| | PITCH CAPACITY | | DEMAND (MATCH EQUIVALENTS) | | DIFFERENCE BETWEEN CAPACITY AND DEMAND | |
|-----------------------|-------------------|--------------------|----------------------------|---------------|--|--------------------------|
| ADULT FOOTBALL | 2 | | 1 | | +1 | |
| | NUMBER OF PITCHES | NUMBER OF NON-TURF | CAPACITY - GAMES | GAMES PLAYED: | | OVER PLAYED/UNDER PLAYED |
| | | | | SENIOR | JUNIOR | |
| CRICKET | 6 | 0 | 30 | 33 | 0 | +3 |

| | |
|----------------------------------|--|
| MAJOR / STRATEGIC ISSUES: | |
|----------------------------------|--|

SOUTH CAMBRIDGESHIRE DISTRICT COUNCIL - SUB AREA –SOUTH EAST AREA
 FOOTBALL, CRICKET AND RUGBY

| | |
|--------------------------------------|---|
| MINOR / CLUB SPECIFIC ISSUES: | Cricket club needs to consider succession planning for grounds maintenance |
| ACTION PLAN OVERVIEW | |
| PROTECT | This site needs protecting as a playing field site in the Local Plan |
| ENHANCE | ECB to assist cricket club with succession planning for grounds maintenance |
| PROVIDE | |


SOUTH CAMBRIDGESHIRE DISTRICT COUNCIL - SUB AREA –SOUTH EAST AREA
FOOTBALL, CRICKET AND RUGBY

| | | | |
|--|---|-----------------------------------|---|
| SITE NAME: | Ickleton Village Hall Ground | | |
| SUB AREA: | South East | | |
| SECURED/UNSECURED COMMUNITY USE: | Secured | | |
|  | | | |
| PITCH SPORTS PLAYED ON THIS SITE: | Football and cricket | | |
| TYPE OF PITCH AND QUALITY RATING: | <p>Football 1 adult football, Standard rating 1 mini soccer 7 v 7</p> <p>Cricket 1 cricket field</p> | | |
| TEAMS ON THIS SITE AND TIME OF PLAY: | <p>Adult Football Ickleton FC Sunday AM</p> <p>Mini Soccer 7 v 7 Whittelsford Warriors U12 Saturday PM</p> <p>Cricket Ickleton 1st X1 Saturday PM Ickleton Lions X1 Sunday PM Ickleton 1st Midweek X1 Midweek Ickleton 2nd Midweek X1 Midweek</p> | | |
| | PITCH CAPACITY | DEMAND (MATCH EQUIVALENTS) | DIFFERENCE BETWEEN CAPACITY AND DEMAND |
| ADULT FOOTBALL | 2 | 2 | 0 |
| MINI SOCCER 7 v 7 | 4 | 0.5 | - 3.5 |

SOUTH CAMBRIDGESHIRE DISTRICT COUNCIL - SUB AREA –SOUTH EAST AREA
 FOOTBALL, CRICKET AND RUGBY

| | NUMBER OF PITCHES | NUMBER OF NON-TURF | CAPACITY - GAMES | GAMES PLAYED: | | OVER PLAYED / UNDER PLAYED |
|--------------------------------------|--|--------------------|------------------|---------------|--------|----------------------------|
| | | | | SENIOR | JUNIOR | |
| CRICKET | 13 | 0 | 65 | 30 | 0 | -35 |
| MAJOR / STRATEGIC ISSUES: | None Identified | | | | | |
| MINOR / CLUB SPECIFIC ISSUES: | None Identified | | | | | |
| ACTION PLAN OVERVIEW | | | | | | |
| PROTECT | This site needs protecting as a playing field site in the Local Plan | | | | | |
| ENHANCE | | | | | | |
| PROVIDE | | | | | | |


SOUTH CAMBRIDGESHIRE DISTRICT COUNCIL - SUB AREA –SOUTH EAST AREA
FOOTBALL, CRICKET AND RUGBY

| | | | | | | |
|---|---|---------------------------|-----------------------------------|----------------------|---|-----------------------------------|
| SITE NAME: | Linton Recreation Ground | | | | | |
| SUB AREA: | South East | | | | | |
| SECURED/UNSECURED COMMUNITY USE: | Secured | | | | | |
|  | | | | | | |
| PITCH SPORTS PLAYED ON THIS SITE: | Football and Cricket | | | | | |
| TYPE OF PITCH AND QUALITY RATING: | 1 adult football pitch, Standard rating 1 cricket field | | | | | |
| TEAMS ON THIS SITE AND TIME OF PLAY: | <p>Adult Football</p> <p>Saffron Rangers FC Saturday PM Saffron Rangers Reserves FC Saturday PM</p> <p>Cricket</p> <p>Linton 1st X1 Saturday PM Linton 2nd X1 Saturday PM Linton 3rd X1 Saturday PM U12 Mid-Week U13 Mid-Week U15 Mid-Week</p> | | | | | |
| | PITCH CAPACITY | | DEMAND (MATCH EQUIVALENTS) | | DIFFERENCE BETWEEN CAPACITY AND DEMAND | |
| ADULT FOOTBALL | 2 | | 1 | | -1 | |
| CRICKET | NUMBER OF PITCHES | NUMBER OF NON-TURF | CAPACITY | GAMES PLAYED: | | OVER PLAYED / UNDER PLAYED |
| | | | | SENIOR | JUNIOR | |
| CRICKET | 13 | 0 | 65 | 29 | 20 | -16 |
| MAJOR / STRATEGIC ISSUES: | Facility does flood due to close proximity of the river. Pavilion recently refurbished. | | | | | |

SOUTH CAMBRIDGESHIRE DISTRICT COUNCIL - SUB AREA –SOUTH EAST AREA
 FOOTBALL, CRICKET AND RUGBY

| | |
|--------------------------------------|---|
| MINOR / CLUB SPECIFIC ISSUES: | None Identified |
| ACTION PLAN OVERVIEW | |
| PROTECT | This site needs protecting as a playing field site in the Local Plan |
| ENHANCE | |
| PROVIDE | Cricket club require a non-turf pitch to help with demand and a mobile cage |

SOUTH CAMBRIDGESHIRE DISTRICT COUNCIL - SUB AREA –SOUTH EAST AREA
 FOOTBALL, CRICKET AND RUGBY

| | |
|--|--|
| SITE NAME: | Linton Community Sports Centre (Village College) |
| SUB AREA: | South East |
| SECURED/UNSECURED COMMUNITY USE: | Unsecured |
|  | |
| PITCH SPORTS PLAYED ON THIS SITE: | Football, Rugby, Non-turf cricket pitch |
| TYPE OF PITCH AND QUALITY RATING: | 2 adult football pitches, Standard rating 5 mini soccer 7 v 7 2 adult Rugby pitches 1 non turf cricket pitch 1 3G full size floodlit pitch (not FA registered) Cannot be used for School or league affiliated games only training. |
| TEAMS ON THIS SITE AND TIME OF PLAY: | <p>Adult Football</p> <p>Linton Granta A Saturday PM Linton Aztec Vets Sunday PM Coleridge Crusaders FC Sunday AM Aztecs U16 Sunday PM Aztecs U15 Sunday PM Aztecs U14 Sunday PM</p> <p>Mini Soccer 7 v 7</p> <p>Aztecs U13 Saturday AM Aztecs U12 Saturday AM Aztecs U11 Saturday AM Aztecs U11 Saturday AM Aztecs U11 Saturday AM Aztecs U10 Saturday AM Aztecs U10 Saturday AM Aztecs U10 Saturday AM Aztecs U9 Saturday AM Aztecs U8 Saturday AM</p> |


SOUTH CAMBRIDGESHIRE DISTRICT COUNCIL - SUB AREA –SOUTH EAST AREA
 FOOTBALL, CRICKET AND RUGBY

| | | | | | | |
|--------------------------------------|---|-----------------------------------|-----------------|----------------------|---|-----------------------------------|
| | Cricket Linton Village CC U11 non-turf pitch Linton Village CC U10 non-turf pitch | | | | | |
| | PITCH CAPACITY | DEMAND (MATCH EQUIVALENTS) | | | DIFFERENCE BETWEEN CAPACITY AND DEMAND | |
| ADULT FOOTBALL | 4 | 3 | | | - 1 | |
| MINI SOCCER 7 v 7 | 20 | 5 | | | -15 | |
| CRICKET | NUMBER OF PITCHES | NUMBER OF NON-TURF | CAPACITY | GAMES PLAYED: | | OVER PLAYED / UNDER PLAYED |
| | | | | SENIOR | JUNIOR | |
| CRICKET | 0 | 1 | 60 | 0 | 6 | -54 |
| MAJOR / STRATEGIC ISSUES: | None identified | | | | | |
| MINOR / CLUB SPECIFIC ISSUES: | The non-turf cricket pitch will need replacing | | | | | |
| ACTION PLAN OVERVIEW | | | | | | |
| PROTECT | This site needs protecting as a playing field site in the Local Plan | | | | | |
| ENHANCE | Junior teams appear to be playing on adult pitches Need to replace the non-turf cricket pitch. | | | | | |
| PROVIDE | Need to be flexible on pitch sizes as age groups change Aim to provide a floodlit grass match football pitch | | | | | |

SOUTH CAMBRIDGESHIRE DISTRICT COUNCIL - SUB AREA –SOUTH EAST AREA
 FOOTBALL, CRICKET AND RUGBY

| | | | |
|--|--|-----------------------------------|---|
| SITE NAME: | Sawston Recreation Ground (Mill Lane) | | |
| SUB AREA: | South East | | |
| SECURED/UNSECURED COMMUNITY USE: | Secured | | |
|  | | | |
| PITCH SPORTS PLAYED ON THIS SITE: | Football | | |
| TYPE OF PITCH AND QUALITY RATING: | 1 adult football pitch, Standard rating | | |
| TEAMS ON THIS SITE AND TIME OF PLAY: | Adult Sawston Rovers FC Saturday PM Sawston Rovers Reserves FC Saturday PM The Rock FC Sunday AM | | |
| | PITCH CAPACITY | DEMAND (MATCH EQUIVALENTS) | DIFFERENCE BETWEEN CAPACITY AND DEMAND |
| ADULT FOOTBALL | 2 | 1.5 | -0.5 |
| MAJOR / STRATEGIC ISSUES: | None Identified | | |
| MINOR / CLUB SPECIFIC ISSUES: | None Identified | | |
| ACTION PLAN OVERVIEW | | | |
| PROTECT | This site needs protecting as a playing field site in the Local Plan | | |
| ENHANCE | | | |
| PROVIDE | | | |


SOUTH CAMBRIDGESHIRE DISTRICT COUNCIL - SUB AREA –SOUTH EAST AREA
FOOTBALL, CRICKET AND RUGBY

| | | | |
|---|---|-----------------------------------|---|
| SITE NAME: | Sawston Village College Sports Centre | | |
| SUB AREA: | South East | | |
| SECURED/UNSECURED COMMUNITY USE: | Unsecured | | |
|  | | | |
| PITCH SPORTS PLAYED ON THIS SITE: | Football and Rugby | | |
| TYPE OF PITCH AND QUALITY RATING: | <p>Football 2 adult football pitches, good rating 2 mini soccer 7 v 7, standard rating</p> <p>Rugby 2 adult pitches (Non-floodlit)</p> <p>Artificial Grass Pitch Sand filled – 40 x 35 floodlit built 2002 available for training</p> | | |
| TEAMS ON THIS SITE AND TIME OF PLAY: | <p>Adult Football Sawston Girls U14 Saturday AM Shelford and Stapleford Strikers U14 Sunday AM</p> <p>Mini Soccer 7 v 7 Sawston Girls U12 Saturday AM Sawston Girls U10 Saturday AM Sawston Girls U10 Blue Saturday AM Sawston Girls U9 Saturday AM</p> <p>Rugby Sawston Rugby 1st XV Saturday PM</p> | | |
| | PITCH CAPACITY | DEMAND (MATCH EQUIVALENTS) | DIFFERENCE BETWEEN CAPACITY AND DEMAND |
| ADULT FOOTBALL | 6 | 1 | -5 |

SOUTH CAMBRIDGESHIRE DISTRICT COUNCIL - SUB AREA –SOUTH EAST AREA
FOOTBALL, CRICKET AND RUGBY

| | | | |
|--------------------------------------|---|--------------------|------|
| MINI SOCCER 7 v 7 | 8 | 4 | -4 |
| RUGBY PITCH 1 | M1 /D1 2 games per week | 0.5 games per week | -1.5 |
| RUGBY PITCH 2 | M1 / D1 2 games per week | 0 games per week | -2 |
| MAJOR / STRATEGIC ISSUES: | <ul style="list-style-type: none"> • Sawston Rugby Club have a 25 year lease with 10 years to go. • AGP sand filled carpet will require replacing 2002. | | |
| MINOR / CLUB SPECIFIC ISSUES: | <ul style="list-style-type: none"> • Sawston Rugby Club gone from 2 team club to a 1 team club • Sawston Rugby club have no pitch floodlights for mid-week training. | | |
| ACTION PLAN OVERVIEW | | | |
| PROTECT | <p>This site needs protecting as a playing field site in the Local Plan.</p> <p>Sawston Rugby Club need to consider renewing their lease.</p> | | |
| ENHANCE | <p>Junior teams appear to be playing on adult pitches</p> <p>RFU are working with Sawston Rugby Club and the local University to assist with increasing players.</p> <p>There are no floodlights for formal on pitch training. All training takes place away from the 2 rugby pitches. Floodlighting should be looked into.</p> | | |
| PROVIDE | <p>Need to be flexible on pitch sizes as age groups change</p> <p>AGP sand filled small size pitch carpet will require replacing built in 2002 normal life span 10 years.</p> | | |

SOUTH CAMBRIDGESHIRE DISTRICT COUNCIL - SUB AREA –SOUTH EAST AREA
FOOTBALL, CRICKET AND RUGBY

| | | | |
|---|---|-----------------------------------|---|
| SITE NAME: | Stapleford Primary School | | |
| SUB AREA: | South East | | |
| SECURED/UNSECURED COMMUNITY USE: | Unsecured | | |
|  | | | |
| PITCH SPORTS PLAYED ON THIS SITE: TYPE OF PITCH | Football | | |
| TYPE OF PITCH AND QUALITY RATING: | 1 Mini soccer 7 v 7, 'poor' rated Poor | | |
| TEAMS ON THIS SITE AND TIME OF PLAY: | Mini Soccer 7 v 7 Shelford and Stapleford Strikers U9 Saturday AM Shelford and Stapleford Strikers | | |
| | PITCH CAPACITY | DEMAND (MATCH EQUIVALENTS) | DIFFERENCE BETWEEN CAPACITY AND DEMAND |
| MINI SOCCER 7 v 7 | 2 | 1 | +1 |
| MAJOR / STRATEGIC ISSUES: | None Identified | | |
| MINOR / CLUB SPECIFIC ISSUES: | None Identified | | |
| ACTION PLAN OVERVIEW | | | |
| PROTECT | This site needs protecting as a playing field site in the Local Plan | | |
| ENHANCE | | | |
| PROVIDE | | | |

SOUTH CAMBRIDGESHIRE DISTRICT COUNCIL - SUB AREA –SOUTH EAST AREA
FOOTBALL, CRICKET AND RUGBY

| | |
|---|------------------------------|
| SITE NAME: | Stapleford Recreation Ground |
| SUB AREA: | South East |
| SECURED/UNSECURED COMMUNITY USE: | Secured |



| | |
|----------------------|----------------------|
| TYPE OF PITCH | Football and Cricket |
|----------------------|----------------------|

| | |
|--|---|
| PITCH SPORTS PLAYED ON THIS SITE AND QUALITY RATING | 1 Junior 9 v 9, Good rating 2 mini soccer 7 v 7, standard rating |
|--|---|

| | |
|---|--|
| TEAMS ON THIS SITE AND TIME OF PLAY: | <p>Football Junior 9 v 9 Shelford and Stapleford Strikers U12 Saturday AM Shelford and Stapleford Strikers U12 Saturday AM</p> <p>Cricket Stapleford CC 1st X1 Friendlies Other clubs that use the ground as an overflow pitch facility.</p> |
|---|--|


| | PITCH CAPACITY | | DEMAND (MATCH EQUIVALENTS) | | DIFFERENCE BETWEEN CAPACITY AND DEMAND | |
|--------------------------|-------------------|--------------------|----------------------------|---------------|--|----------------------------|
| JUNIOR 9 v 9 | 4 | | 1 | | +3 | |
| MINI SOCCER 7 v 7 | 8 | | 0 | | +8 | |
| | NUMBER OF PITCHES | NUMBER OF NON-TURF | CAPACITY - GAMES | GAMES PLAYED: | | OVER PLAYED / UNDER PLAYED |
| | | | | SENIOR | JUNIOR | |
| CRICKET | 6 | 0 | 30 | 8 | 0 | -24 |

| | |
|----------------------------------|---|
| MAJOR / STRATEGIC ISSUES: | Stapleford Cricket club have played some friendlies in 2015. The ground is well maintained and should be used in future as an overflow pitch for neighbouring growing clubs where facilities are restricted for Saturday teams to grow. |
|----------------------------------|---|

SOUTH CAMBRIDGESHIRE DISTRICT COUNCIL - SUB AREA –SOUTH EAST AREA
 FOOTBALL, CRICKET AND RUGBY

| | |
|--------------------------------------|---|
| MINOR / CLUB SPECIFIC ISSUES: | |
| ACTION PLAN OVERVIEW | |
| PROTECT | This site needs protecting as a playing field site in the Local Plan The cricket pitch should be kept available as an over flow pitch for neighbouring cricket clubs |
| ENHANCE | |
| PROVIDE | Need to be flexible on pitch sizes as age groups change |


SOUTH CAMBRIDGESHIRE DISTRICT COUNCIL - SUB AREA –SOUTH EAST AREA
FOOTBALL, CRICKET AND RUGBY

| | | | | | | |
|--|---|---------------------------|-----------------------------------|----------------------|---|-----------------------------------|
| SITE NAME: | Stow Cum Quy Recreation Ground | | | | | |
| SUB AREA: | South East | | | | | |
| SECURED/UNSECURED COMMUNITY USE: | Secured | | | | | |
|  | | | | | | |
| TYPE OF SPORT PLAYED AT THIS SITE: | Football and Cricket | | | | | |
| TYPE OF PITCH AND QUALITY RATING | 1 Adult football pitch, Standard rating | | | | | |
| TEAMS ON THIS SITE AND TIME OF PLAY: | <p>Adult Football</p> <p>Teversham FC Sunday AM</p> <p>Cricket</p> <p>Cherry Hinton CC 1st X1 Saturday PM</p> <p>Cherry Hinton Cricket Club 2nd X1 Saturday PM</p> | | | | | |
| | PITCH CAPACITY | | DEMAND (MATCH EQUIVALENTS) | | DIFFERENCE BETWEEN CAPACITY AND DEMAND | |
| ADULT FOOTBALL | 2 | | 0.5 | | +0.5 | |
| CRICKET | NUMBER OF PITCHES | NUMBER OF NON-TURF | CAPACITY - GAMES | GAMES PLAYED: | | OVER PLAYED / UNDER PLAYED |
| | | | | SENIOR | JUNIOR | |
| CRICKET | 9 | 0 | 45 | 21 | 0 | -24 |
| MAJOR / STRATEGIC ISSUES: | None Identified | | | | | |

SOUTH CAMBRIDGESHIRE DISTRICT COUNCIL - SUB AREA –SOUTH EAST AREA
FOOTBALL, CRICKET AND RUGBY

| | |
|--------------------------------------|--|
| MINOR / CLUB SPECIFIC ISSUES: | None Identified |
| ACTION PLAN OVERVIEW | |
| PROTECT | This site needs protecting as a playing field site in the Local Plan |
| ENHANCE | |
| PROVIDE | |


SOUTH CAMBRIDGESHIRE DISTRICT COUNCIL - SUB AREA –SOUTH EAST AREA
FOOTBALL, CRICKET AND RUGBY

| | | | |
|--|---|-----------------------------------|---|
| SITE NAME: | Teversham Recreation Ground | | |
| SUB AREA: | South East Area | | |
| SECURED/UNSECURED COMMUNITY USE: | Secured | | |
|  | | | |
| PITCH SPORTS PLAYED ON THIS SITE: | Football | | |
| TYPE OF PITCH AND QUALITY RATING | 2 adult Football pitches, Good rating 1 junior 9 v 9 pitch, standard rating | | |
| TEAMS ON THIS SITE AND TIME OF PLAY: | <p>Adult Teversham Colts U16 Sunday AM Teversham Colts U14 Sunday AM</p> <p>Junior 9 v 9 Teversham U13 Sunday AM Teversham U11 Saturday AM Teversham U10 Saturday AM Teversham U9 Saturday AM</p> | | |
| | PITCH CAPACITY | DEMAND (MATCH EQUIVALENTS) | DIFFERENCE BETWEEN CAPACITY AND DEMAND |
| ADULT FOOTBALL | 6 | 1 | +5 |
| JUNIOR 9 v 9 | 2 | 2 | 0 |
| MAJOR / STRATEGIC ISSUES: | None identified | | |
| MINOR / CLUB SPECIFIC ISSUES: | None Identified | | |


SOUTH CAMBRIDGESHIRE DISTRICT COUNCIL - SUB AREA –SOUTH EAST AREA
FOOTBALL, CRICKET AND RUGBY

| ACTION PLAN OVERVIEW | |
|-----------------------------|--|
| PROTECT | This site needs protecting as a playing field site in the Local Plan |
| ENHANCE | |
| PROVIDE | Need to be flexible on pitch sizes as age groups change |

SOUTH CAMBRIDGESHIRE DISTRICT COUNCIL - SUB AREA –SOUTH EAST AREA
FOOTBALL, CRICKET AND RUGBY

| | | | |
|--|--|-----------------------------------|---|
| SITE NAME: | West Wickham Recreation Ground | | |
| SUB AREA: | South East Area | | |
| SECURED/UNSECURED COMMUNITY USE: | Secured | | |
|  | | | |
| PITCH SPORTS PLAYED ON THIS SITE: TYPE OF PITCH | NUMBER OF PITCHES | QUALITY RATING | |
| JUNIOR 9 v 9 | 1 | Poor | |
| TEAMS ON THIS SITE AND TIME OF PLAY: | None Identified | | |
| | PITCH CAPACITY | DEMAND (MATCH EQUIVALENTS) | DIFFERENCE BETWEEN CAPACITY AND DEMAND |
| JUNIOR 9 v 9 | 1 | 0 | +1 |
| MAJOR / STRATEGIC ISSUES: | None Identified | | |
| MINOR / CLUB SPECIFIC ISSUES: | None Identified | | |
| ACTION PLAN OVERVIEW | | | |
| PROTECT | This site needs protecting as a playing field site in the Local Plan | | |
| ENHANCE | | | |
| PROVIDE | | | |

SOUTH CAMBRIDGESHIRE DISTRICT COUNCIL - SUB AREA –SOUTH EAST AREA
FOOTBALL, CRICKET AND RUGBY

| | | | |
|--|--|-----------------------------------|---|
| SITE NAME: | West Wrattling Recreation Ground | | |
| SUB AREA: | South East | | |
| SECURED/UNSECURED COMMUNITY USE: | Secured | | |
|  | | | |
| PITCH SPORTS PLAYED ON THIS SITE: | Football | | |
| TYPE OF PITCH AND QUALITY RATING | 1 adult football pitch, Standard rating 1 junior 9 v 9 pitch, standard rating 1 mini soccer 7 v 7, standard rating | | |
| TEAMS ON THIS SITE AND TIME OF PLAY: | <p>Adult West Wrattling FC Saturday PM West Wrattling Reserves FC Saturday PM West Wrattling A Saturday PM West Wrattling Youth U17 FC Sat AM West Wrattling Youth U15 Sun PM West Wrattling Youth U14 Sunday AM</p> <p>Junior 9 v 9 West Wrattling U13 Sunday AM</p> <p>Mini Soccer 7 v 7 West Wrattling U7 Saturday AM West Wrattling U10 Saturday AM</p> | | |
| | PITCH CAPACITY | DEMAND (MATCH EQUIVALENTS) | DIFFERENCE BETWEEN CAPACITY AND DEMAND |
| ADULT FOOTBALL | 2 | 3 | +1 |
| JUNIOR 9 v 9 | 2 | 0.5 | - 1.5 |

SOUTH CAMBRIDGESHIRE DISTRICT COUNCIL - SUB AREA –SOUTH EAST AREA
 FOOTBALL, CRICKET AND RUGBY

| | | | |
|--------------------------------------|---|---|----|
| MINI SOCCER 7 v 7 | 4 | 1 | -3 |
| MAJOR / STRATEGIC ISSUES: | None Identified | | |
| MINOR / CLUB SPECIFIC ISSUES: | <ul style="list-style-type: none"> • None Identified from club • The pitches are over played – the ground is not that big and the club are using the space as flexible as possible. | | |
| ACTION PLAN OVERVIEW | | | |
| PROTECT | This site needs protecting as a playing field site in the Local Plan | | |
| ENHANCE | Adult pitch is currently over played need to address quality of pitch. | | |
| PROVIDE | Need to be flexible on pitch sizes as age groups change. | | |

SOUTH CAMBRIDGESHIRE DISTRICT COUNCIL - SUB AREA –SOUTH EAST AREA
FOOTBALL, CRICKET AND RUGBY

| | |
|---|---|
| SITE NAME: | Wale Recreation Ground – Little Shelford CC |
| SUB AREA: | South East |
| SECURED/UNSECURED COMMUNITY USE: | Secured |




| | | | | | | |
|---|---|-----------------------------------|-------------------------|---|---------------|----------------------------------|
| TYPE OF PITCH | Football and Cricket | | | | | |
| PITCH SPORTS PLAYED ON THIS SITE: | 1 Junior 9 v 9 Football pitch, Standard rating | | | | | |
| TEAMS ON THIS SITE AND TIME OF PLAY: | <p>Junior 9 v 9 Shelford and Stapleford Strikers U13 Saturday AM Shelford and Stapleford U8 Saturday AM Shelford and Stapleford U8 Saturday AM</p> <p>Cricket Little Shelford 1st X1 Saturday PM Little Shelford U13 Midweek 2 other Adult teams. Saturday PM and Sunday PM</p> | | | | | |
| | PITCH CAPACITY | DEMAND (MATCH EQUIVALENTS) | | DIFFERENCE BETWEEN CAPACITY AND DEMAND | | |
| JUNIOR 9 v 9 | 2 | 1.5 | | +1 | | |
| | NUMBER OF PITCHES | NUMBER OF NON-TURF | CAPACITY - GAMES | GAMES PLAYED: | | OVER PLAYED /UNDER PLAYED |
| | | | | SENIOR | JUNIOR | |
| CRICKET | 7 | 0 | 35 | 35 | 10 | + 10 |
| MAJOR / STRATEGIC ISSUES: | New pavilion opened in 2015 being leased to Little Shelford Cricket Club for 25 years. | | | | | |

SOUTH CAMBRIDGESHIRE DISTRICT COUNCIL - SUB AREA –SOUTH EAST AREA
 FOOTBALL, CRICKET AND RUGBY

| | |
|--------------------------------------|--|
| MINOR / CLUB SPECIFIC ISSUES: | Cricket pitch is currently over played |
| ACTION PLAN OVERVIEW | |
| PROTECT | This site needs protecting as a playing field site in the Local Plan |
| ENHANCE | EWCB need to work with this emerging team (Little Shelford CC) |
| PROVIDE | |


SOUTH CAMBRIDGESHIRE DISTRICT COUNCIL - SUB AREA –SOUTH EAST AREA
 FOOTBALL, CRICKET AND RUGBY

| | |
|--|--|
| SITE NAME: | The Lawn - Whittlesford |
| SUB AREA: | South East |
| SECURED/UNSECURED COMMUNITY USE: | Secured |
|  | |
| PITCH SPORTS PLAYED ON THIS SITE: | Football and Cricket |
| TYPE OF PITCH | <p>Football 1 adult football pitch, Good rating 1 mini soccer 7 v 7, good rating</p> <p>Cricket Cricket field</p> |
| TEAMS ON THIS SITE AND TIME OF PLAY: | <p>Adult Football Whittlesford United Saturday PM Whittlesford United Saturday PM Whittlesford Warriors FC Sunday AM Whittlesford Warriors U16 Sunday AM Whittlesford Warriors U14 Sunday AM</p> <p>Mini Soccer 7 v 7 Whittlesford Warriors U11 Saturday AM Whittlesford Warriors U10 Saturday AM Whittlesford Warriors U9 Saturday AM Whittlesford Warriors U8 Saturday AM</p> <p>Cricket Whittlesford 1st X1 Saturday PM Whittlesford 2nd X1 Saturday PM</p> |

SOUTH CAMBRIDGESHIRE DISTRICT COUNCIL - SUB AREA –SOUTH EAST AREA
FOOTBALL, CRICKET AND RUGBY

| | PITCH CAPACITY | DEMAND (MATCH EQUIVALENTS) | | DIFFERENCE BETWEEN CAPACITY AND DEMAND | | |
|---|---|----------------------------|---------|--|--------|----------|
| ADULT FOOTBALL | 3 | 2.5 | | +0.5 | | |
| MINI SOCCER 7 V 7 | 6 | 2 | | +4 | | |
| PITCH SPORTS PLAYED ON THIS SITE: TYPE OF PITCH | NUMBER OF WICKETS | NUMBER OF NON-TURF | QUALITY | GAMES PLAYED: | | CAPACITY |
| | | | | SENIOR | JUNIOR | |
| CRICKET | 11 | 1 | 55 | 20 | 30 | -5 |
| MAJOR / STRATEGIC ISSUES: | | | | | | |
| MINOR / CLUB SPECIFIC ISSUES: | <ul style="list-style-type: none"> Cricket nets on site need refurbishing The non-turf pitch and cricket outfield suffer from football use and end of season maintenance on football pitches. | | | | | |
| ACTION PLAN OVERVIEW | | | | | | |
| PROTECT | This site needs protecting as a playing field site in the Local Plan | | | | | |
| ENHANCE | Club need to seek funding for refurbishment of cricket nets. | | | | | |
| PROVIDE | Need to be flexible on football pitch sizes as age groups change | | | | | |


SOUTH CAMBRIDGESHIRE DISTRICT COUNCIL - SUB AREA –SOUTH EAST AREA
 FOOTBALL, CRICKET AND RUGBY

| | |
|---|--|
| SITE NAME: | Spicers Sports Ground (Sawston) |
| SUB AREA: | South East |
| SECURED/UNSECURED COMMUNITY USE: | Secured |
|  | |
| PITCH SPORTS PLAYED ON THIS SITE: | Football and cricket |
| TYPE OF PITCH AND QUALITY RATING: | 1 adult football pitch, standard rating 1 junior 11 v 11 football pitch Standard rating 1 junior 9 v 9 football pitch standard rating |
| TEAMS ON THIS SITE AND TIME OF PLAY: | <p>Adult football pitch Sawston United FC Saturday PM</p> <p>Junior 11 v 11 football pitch Sawston Ladies U16 Saturday AM Sawston United Youth U14 Sunday AM Sawston Youth U13 Saturday AM</p> <p>Junior 9 v 9 Sawston United Youth Saturday AM Sawston United Youth U8 Saturday Sawston United Youth U10 Saturday Sawston United U11 Saturday AM Sawston United U11 Saturday AM Sawston United U9 Saturday AM Sawston United U9 Saturday AM</p> <p>Cricket Sawston and Babraham Cricket Clubs have merged and play at both Spicer's Sports Ground and Babraham Park. They also use the Sawston College Cricket field on occasions.</p> <p>The club has numerous adult Saturday, Sunday and mid- week teams.</p> <p>1st X1 Saturday Pm 2nd X1 Saturday PM</p> |


SOUTH CAMBRIDGESHIRE DISTRICT COUNCIL - SUB AREA –SOUTH EAST AREA
FOOTBALL, CRICKET AND RUGBY

| | | | | | | |
|--------------------------------------|---|---------------------------|-----------------------------------|----------------------|---|-----------------|
| | Friendly X1 Sunday PM Midweek X1 Junior U 11 Junior U13 Junior U15 | | | | | |
| | PITCH CAPACITY | | DEMAND (MATCH EQUIVALENTS) | | DIFFERENCE BETWEEN CAPACITY AND DEMAND | |
| ADULT FOOTBALL | 2 | | 0.5 | | -1.5 | |
| JUNIOR 11V 11 FOOTBALL | 2 | | 1.5 | | -0.5 | |
| JUNIOR 9 v 9 | 2 | | 3.5 | | -1.5 | |
| | NUMBER OF PITCHES | NUMBER OF NON-TURF | QUALITY | GAMES PLAYED: | | CAPACITY |
| | | | | SENIOR | JUNIOR | |
| CRICKET | 12 | 0 | 60 | 38 | 15 | -7 |
| MAJOR / STRATEGIC ISSUES: | None identified | | | | | |
| MINOR / CLUB SPECIFIC ISSUES: | Club is concentrating on developing cricketers from the local community. | | | | | |
| ACTION PLAN OVERVIEW | | | | | | |
| PROTECT | This site needs protecting as a playing field site in the Local Plan | | | | | |
| ENHANCE | | | | | | |
| PROVIDE | Need to be flexible on pitch sizes as age groups change Aim to provide a floodlit grass match football pitch | | | | | |


SOUTH CAMBRIDGESHIRE DISTRICT COUNCIL - SUB AREA –SOUTH EAST AREA
FOOTBALL, CRICKET AND RUGBY

| | | | |
|--|---|-----------------------------------|---|
| SITE NAME: | Lynton Way Recreation Ground (Sawston) | | |
| SUB AREA: | South East | | |
| SECURED/UNSECURED COMMUNITY USE: | Secured | | |
|  | | | |
| PITCH SPORTS PLAYED ON THIS SITE: | Football | | |
| TYPE OF PITCH AND QUALITY RATING: | 1 adult football pitch, Good rating 1 junior 9 v 9 football pitch, good rating | | |
| TEAMS ON THIS SITE AND TIME OF PLAY: | Adult Sawston United A Saturday Am Sawston United Reserves Saturday PM | | |
| | PITCH CAPACITY | DEMAND (MATCH EQUIVALENTS) | DIFFERENCE BETWEEN CAPACITY AND DEMAND |
| ADULT FOOTBALL | 3 | 1 | +2 |
| JUNIOR 9 v 9 | 4 | 0 | +4 |
| MAJOR / STRATEGIC ISSUES: | None Identified | | |
| MINOR / CLUB SPECIFIC ISSUES: | None identified | | |
| ACTION PLAN OVERVIEW | | | |
| PROTECT | This site needs protecting as a playing field site in the Local Plan | | |
| ENHANCE | | | |
| PROVIDE | | | |

SOUTH CAMBRIDGESHIRE DISTRICT COUNCIL - SUB AREA –SOUTH EAST AREA
FOOTBALL, CRICKET AND RUGBY

| | | | | | | |
|---|--|---------------------------|-------------------------|----------------------|---------------|-----------------------------------|
| SITE NAME: | Babraham Recreation Ground | | | | | |
| SUB AREA: | South East | | | | | |
| SECURED/UNSECURED COMMUNITY USE: | Secured | | | | | |
|  | | | | | | |
| PITCH SPORTS PLAYED ON THIS SITE: | Cricket | | | | | |
| TYPE OF PITCH AND QUALITY RATING: | 1 Cricket Field | | | | | |
| TEAMS ON THIS SITE AND TIME OF PLAY: | <p>Cricket Sawston and Babraham Cricket Clubs have joined together as one club.</p> <p>Teams that play on this site are: 3rd X1 Saturday 4th X1 Saturday Midweek X1 – Midweek</p> <p>Cambridge Granta U12 5 games midweek Cambridge Granta U13 4 games midweek</p> | | | | | |
| | NUMBER OF PITCHES | NUMBER OF NON-TURF | CAPACITY - GAMES | GAMES PLAYED: | | OVER PLAYED / UNDER PLAYED |
| | | | | SENIOR | JUNIOR | |
| CRICKET | 10 | 0 | 50 | 38 | 9 | -3 |
| MAJOR / STRATEGIC ISSUES: | None Identified | | | | | |
| MINOR / CLUB SPECIFIC ISSUES: | None identified | | | | | |
| ACTION PLAN OVERVIEW | | | | | | |
| PROTECT | This site needs protecting as a playing field site in the Local Plan | | | | | |
| ENHANCE | | | | | | |
| PROVIDE | | | | | | |

SOUTH CAMBRIDGESHIRE DISTRICT COUNCIL - SUB AREA –SOUTH EAST AREA
FOOTBALL, CRICKET AND RUGBY

| | | | | | | |
|---|--|---------------------------|-------------------------|----------------------|---------------|-----------------------------------|
| SITE NAME: | Mill Green CC – Mill Green | | | | | |
| SUB AREA: | South East | | | | | |
| SECURED/UNSECURED COMMUNITY USE: | Secured | | | | | |
|  | | | | | | |
| PITCH SPORTS PLAYED ON THIS SITE: | Cricket | | | | | |
| TYPE OF PITCH | 1 cricket pitch | | | | | |
| TEAMS ON THIS SITE AND TIME OF PLAY: | Mill Green 1 st X1 Saturday PM 2/20 X1 midweek | | | | | |
| | NUMBER OF PITCHES | NUMBER OF NON-TURF | CAPACITY - GAMES | GAMES PLAYED: | | OVER PLAYED / UNDER PLAYED |
| | | | | SENIOR | JUNIOR | |
| CRICKET | 4 | 0 | 20 | 15 | | -5 |
| MAJOR / STRATEGIC ISSUES: | None identified | | | | | |
| MINOR / CLUB SPECIFIC ISSUES: | None identified | | | | | |
| ACTION PLAN OVERVIEW | | | | | | |
| PROTECT | This site needs protecting as a playing field site in the Local Plan | | | | | |
| ENHANCE | | | | | | |
| PROVIDE | | | | | | |

SOUTH CAMBRIDGESHIRE DISTRICT COUNCIL - SUB AREA –SOUTH EAST AREA
FOOTBALL, CRICKET AND RUGBY

| | |
|---|---|
| SITE NAME: | Wilbraham's Cricket Club – Great Wilbrahams |
| SUB AREA: | South East |
| SECURED/UNSECURED COMMUNITY USE: | Secured |



| | | | | | | |
|--|--|---------------------------|-------------------------|----------------------|---------------|---------------------|
| PITCH SPORTS PLAYED ON THIS SITE: TYPE OF PITCH | Cricket | | | | | |
| TYPE OF PITCH AND QUALITY RATING | 1 cricket pitch, standard rating | | | | | |
| TEAMS ON THIS SITE AND TIME OF PLAY: | Cricket Willbraham 1 st X1 10 games Willbraham 2 nd X1 10 games Midweek 2 nd X1 no home games | | | | | |
| | NUMBER OF PITCHES | NUMBER OF NON-TURF | CAPACITY - GAMES | GAMES PLAYED: | | UNDERPLAY ED |
| | | | | SENIOR | JUNIOR | |
| CRICKET | 6 | 0 | 30 | 20 | 0 | 10 games |
| LATENT DEMAND | None Identified | | | | | |
| MAJOR / STRATEGIC ISSUES: | None identified | | | | | |
| MINOR / CLUB SPECIFIC ISSUES: | | | | | | |

SOUTH CAMBRIDGESHIRE DISTRICT COUNCIL - SUB AREA –SOUTH EAST AREA
FOOTBALL, CRICKET AND RUGBY

| ACTION PLAN OVERVIEW | |
|-----------------------------|---|
| PROTECT | This site needs protecting as a playing field site in the Local Plan |
| ENHANCE | EWCB to assist cricket club with succession planning for grounds maintenance. |
| PROVIDE | |


SOUTH CAMBRIDGESHIRE DISTRICT COUNCIL - SUB AREA –SOUTH EAST AREA
FOOTBALL, CRICKET AND RUGBY

| | | | | | | |
|--|---|---------------------------|-------------------------|----------------------|---------------|-----------------------------------|
| SITE NAME: | Horseheath Cricket Club – Haverhill Road Horseheath | | | | | |
| SUB AREA: | South East | | | | | |
| SECURED/UNSECURED COMMUNITY USE: | Secured | | | | | |
|  | | | | | | |
| PITCH SPORTS PLAYED ON THIS SITE: | Cricket | | | | | |
| TYPE OF PITCH | 1 cricket pitch | | | | | |
| TEAMS ON THIS SITE AND TIME OF PLAY: | Horseheath 1 st X1 Saturday Pm Friendly X1 Sunday PM Horseheath Mid-week – Mid-week Horseheath Cambs League | | | | | |
| | NUMBER OF PITCHES | NUMBER OF NON-TURF | CAPACITY - GAMES | GAMES PLAYED: | | OVER PLAYED / UNDER PLAYED |
| | | | | SENIOR | JUNIOR | |
| CRICKET | 6 | 0 | 30 | 25 | 0 | -5 |
| MAJOR / STRATEGIC ISSUES: | None identified | | | | | |
| MINOR / CLUB SPECIFIC ISSUES: | None identified | | | | | |
| ACTION PLAN OVERVIEW | | | | | | |
| PROTECT | This site needs protecting as a playing field site in the Local Plan | | | | | |
| ENHANCE | | | | | | |
| PROVIDE | | | | | | |


SOUTH CAMBRIDGESHIRE DISTRICT COUNCIL - SUB AREA –SOUTH EAST AREA
FOOTBALL, CRICKET AND RUGBY

| | | | | | | |
|--|--|---------------------------|-------------------------|----------------------|---------------|-----------------------------------|
| SITE NAME: | Newton Cricket Club – Fowlmere Road Newton | | | | | |
| SUB AREA: | South East | | | | | |
| SECURED/UNSECURED COMMUNITY USE: | Secured | | | | | |
|  | | | | | | |
| PITCH SPORTS PLAYED ON THIS SITE: | Cricket | | | | | |
| TYPE OF PITCH | 1 cricket pitch | | | | | |
| TEAMS ON THIS SITE AND TIME OF PLAY: | Newton CC 1 st X1 Saturday PM | | | | | |
| | NUMBER OF PITCHES | NUMBER OF NON-TURF | CAPACITY - GAMES | GAMES PLAYED: | | OVER PLAYED / UNDER PLAYED |
| | | | | SENIOR | JUNIOR | |
| CRICKET | 7 | 0 | 35 | 22 | 0 | -13 |
| MAJOR / STRATEGIC ISSUES: | None identified | | | | | |
| MINOR / CLUB SPECIFIC ISSUES: | Require a mobile cage | | | | | |
| ACTION PLAN OVERVIEW | | | | | | |
| PROTECT | This site needs protecting as a playing field site in the Local Plan | | | | | |
| ENHANCE | | | | | | |
| PROVIDE | Cricket Club require a mobile cage | | | | | |

SOUTH CAMBRIDGESHIRE DISTRICT COUNCIL - SUB AREA –SOUTH EAST AREA
FOOTBALL, CRICKET AND RUGBY

| | | | | | | |
|--|--|---------------------------|-------------------------|----------------------|---------------|-----------------------------------|
| SITE NAME: | Thriplow Cricket Club – Fowlmere Road Thriplow | | | | | |
| SUB AREA: | South East | | | | | |
| SECURED/UNSECURED COMMUNITY USE: | Secured | | | | | |
|  | | | | | | |
| PITCH SPORTS PLAYED ON THIS SITE: | Cricket | | | | | |
| TYPE OF PITCH | 1 cricket pitch | | | | | |
| TEAMS ON THIS SITE AND TIME OF PLAY: | Thriplow 1 st X1 Saturday Pm Thriplow 2 nd X1 Saturday PM Juniors – Midweek Thriplow Cricket Club also use the following grounds for its teams: Fowlmere – 3rds , 4ths and juniors Whittlesford CC – Juniors Newton CC – 4ths occasionally | | | | | |
| | NUMBER OF PITCHES | NUMBER OF NON-TURF | CAPACITY - GAMES | GAMES PLAYED: | | OVER PLAYED / UNDER PLAYED |
| | | | | SENIOR | JUNIOR | |
| CRICKET | 8 | 0 | 40 | 33 | 10 | +3 |
| MAJOR / STRATEGIC ISSUES: | None identified | | | | | |
| MINOR / CLUB SPECIFIC ISSUES: | Non-turf pitch | | | | | |
| ACTION PLAN OVERVIEW | | | | | | |
| PROTECT | This site needs protecting as a playing field site in the Local Plan | | | | | |
| ENHANCE | | | | | | |
| PROVIDE | Club would like to provide a non-turf pitch | | | | | |

SOUTH CAMBRIDGESHIRE DISTRICT COUNCIL - SUB AREA –SOUTH EAST AREA
FOOTBALL, CRICKET AND RUGBY

| | | | | | | |
|--|---|---------------------------|-------------------------|----------------------|---------------|-----------------------------------|
| SITE NAME: | Weston Coleville Cricket Club – The Green Weston Coleville | | | | | |
| SUB AREA: | South East | | | | | |
| SECURED/UNSECURED COMMUNITY USE: | Secured | | | | | |
|  | | | | | | |
| PITCH SPORTS PLAYED ON THIS SITE: | Cricket | | | | | |
| TYPE OF PITCH | 1 cricket pitch | | | | | |
| TEAMS ON THIS SITE AND TIME OF PLAY: | Weston Coleville 1 st X1 Saturday Pm Weston Coleville 2 nd X1 Saturday PM Midweek 1 st X1 mid- week U15 midweek U13 midweek U12 midweek | | | | | |
| | NUMBER OF PITCHES | NUMBER OF NON-TURF | CAPACITY - GAMES | GAMES PLAYED: | | OVER PLAYED / UNDER PLAYED |
| | | | | SENIOR | JUNIOR | |
| CRICKET | 11 | 0 | 55 | 27 | 17 | -9 |
| MAJOR / STRATEGIC ISSUES: | None identified | | | | | |
| MINOR / CLUB SPECIFIC ISSUES: | None identified | | | | | |
| ACTION PLAN OVERVIEW | | | | | | |
| PROTECT | This site needs protecting as a playing field site in the Local Plan | | | | | |
| ENHANCE | | | | | | |
| PROVIDE | Pavilion requires refurbishment | | | | | |

**APPENDIX 2: PLAYING PITCH STRATEGY
TECHNICAL APPENDIX
(FOOTBALL 3G: ARTIFICIAL GRASS
PITCHES)**

CITY OF CAMBRIDGE AND SOUTH CAMBRIDGESHIRE DISTRICT COUNCIL PLAYING PITCH STRATEGY TECHNICAL APPENDIX (FOOTBALL 3G – ARTIFICIAL GRASS PITCHES)

FOOTBALL 3G ARTIFICIAL GRASS PITCHES – CAMBRIDGE AND SOUTH CAMBRIDGESHIRE PLAYING PITCH STRATEGY ASSESSMENT

Competitive football is still primarily played on grass pitches, artificial pitches are frequently used for football training and are becoming more commonplace for competitive play (and are now approved surfaces by FIFA and the FA through the Standard Code of Rules for Leagues). The preferred surface for football is rubber crumb (3G). Football can use sand based and sand filled artificial pitches but only for training purposes and if there is an available 3G surface then the activity is highly likely to migrate to those sites.

The FA has recently changed the standard code of rules regarding the use of 3G football turf pitches, to become effective from 2014/15 season, Provided a football turf pitch has been tested and appears on the FA Register it will be allowed to be used for match play in all competitions outside the National League System (NLS) i.e. Step 7 and below including women’s and youth football. The test is based on the British Standard for synthetic turf sports surfaces – BS EN 15330-1 must be carried out by a recognised test house accredited by FIFA and/or having ISO 17025 accreditation by UKAS.

ARTIFICIAL GRASS PITCHES

The table below identifies the different types of artificial grass pitches and the sports that they can be used for.

TYPES OF ARTIFICIAL GRASS PITCHES

| SURFACE TYPE | CATEGORY | SUITABILITY |
|--------------|------------------------------------|---|
| Rubber crumb | Long Pile 3G (65mm with shock pad) | Rugby union – must comply with IRB type 22 Football Rugby league - all levels of training and competition |
| | Long Pile 3G (55-60mm) | Preferred by football Rugby league - all levels of training and competition |
| | Short Pile 3G (40mm) | Acceptable for some competitive football Rugby league- Recreation and training but not full contact |

CITY OF CAMBRIDGE AND SOUTH CAMBRIDGESHIRE DISTRICT COUNCIL PLAYING PITCH STRATEGY TECHNICAL APPENDIX (FOOTBALL 3G – ARTIFICIAL GRASS PITCHES)

| SURFACE TYPE | CATEGORY | SUITABILITY |
|--------------|--------------|---|
| Sand | Sand filled | Competitive hockey and football training |
| | Sand dressed | Preferred for hockey and suitable for football training |
| Water | Water based | Preferred for hockey and suitable for football training if irrigated. |

SPORT ENGLAND FACILITY PLANNING MODEL – ARTIFICIAL GRASS PITCHES.

The following is the key findings from Sport England’s National Facilities Audit run of its Facilities Planning Model (FPM) for Artificial Grass Pitches in relation to City of Cambridge and South Cambridgeshire District Council:

CITY OF CAMBRIDGE – SPORT ENGLAND FOOTBALL AND HOCKEY AGPs

Only three AGPs are modelled as part of the Facilities Planning Model as they are the only AGPs in Cambridge to be able to accommodate football activity. These three facilities are Abbey Leisure Complex, The Leys Sports Complex and Wilberforce Road Sports Ground. The remaining two facilities not allocated for football are at Perse and Perse School for girls. Due to their limited available hours (15.5 and 16 hours per week in the peak period) the model assumes that this is at weekends and therefore allocates all of the use to hockey.

At present Abbey has 18 hours of peak time community access football allocated to it, Wilberforce – 6 and Leys – 13. This is clearly a very limited football supply for an area of the size and scale of Cambridge. Any further work undertaken within strategy development should first look to understand whether these hours allocated for peak time community sport in the modelling reflect local circumstances. If they do then the assessments presented here can be considered reliable if they differ markedly then further judgement on this data is required. Looking forward if community use agreements do not exist on any of these sites these could be introduced to safeguard future community access to the sites.

When the availability of the pitches for community use in the peak period is taken in to account there is a supply of just 1.5 pitches for football. These pitches can accommodate up to 1,110 visits per week in the peak period (VPWPP).

There are two 3G training (60x40) smaller pitches in Cambridge, one at Chesterton Sports Centre and one at Netherhall Community Sports Centre. Whilst not considered strategic facilities due to their size they will play a valuable role in providing for small sided and training needs.

CITY OF CAMBRIDGE AND SOUTH CAMBRIDGESHIRE DISTRICT COUNCIL PLAYING PITCH STRATEGY TECHNICAL APPENDIX (FOOTBALL 3G – ARTIFICIAL GRASS PITCHES)

SUMMARY OF SPORT ENGLAND CONCLUSIONS – CITY OF CAMBRIDGE

Levels of provision for football AGP's is extremely poor and in effect it is the lowest in the whole of England. Whilst the numbers of AGP's in Cambridge are not significantly low in comparison to some areas their availability to deliver football opportunities is. This is for a number of reasons. Firstly, it is due to the fact that the majority of facilities are all sand dressed / based, a surface more useful for hockey provision. As a result the model allocates significant hockey usage to each site, limiting the amount of football that can be accommodated. Secondly, when a site has limited hours (as is the case for the Perse Schools), and are sand based / dressed the allocation will go to hockey. Finally as Cambridge has a relatively young population it has high levels of demand for AGP's.

The majority of sites are in the control of schools and only one is in the control of the local authority (Abbey). This does place the long term community access at the remaining sites at risk and any strategic work should look to secure long term community access at these sites via community use agreements.

The facilities are ageing and whilst some refurbishment work has been undertaken the extent of this work should be fully understood and recommendations for improvements should form part of any strategy.

The existing facilities allocated for football activity are located in a central / north band across the city which means a number of residents cannot access them but the key issue is that they are at full capacity in the peak period. Additional capacity at the sites could be increased by increasing their hours of operation and by extending the use of Perse schools to weekday football. However, the current and future needs are only likely to improve and be met by the provision of additional AGP's with 3G surfaces, ideally either under the control of the local authority or under the guidance of an appropriate community use agreement.

Clarity on the ongoing investment needs at each site would be useful to enable long term planning for strategic provision to be undertaken.

Any new provision should focus around the north and north eastern areas if it is to have the greatest benefit to the existing population.

SOUTH CAMBRIDGESHIRE – SPORT ENGLAND FOOTBALL AND HOCKEY AGPS

The facilities used in the Facilities Planning model are Bassingbourn Sports Centre, Comberton Leisure Centre, Linton Sports Centre and St Catharine's College.

In terms of general community access three of the sites are on school sites, which will generally have community access, but this cannot be guaranteed. If Community Use Agreements are not in place on these sites it is recommended that they are implemented to secure long term community access. Bassingbourn Sports Centre is controlled locally and is driven by community access.

In terms of surface Bassingbourn Sports Centre is sand dressed which is a preferred surface for hockey. Football can take place on a sand dressed pitch but it is only appropriate for training and small sided games. Comberton and Linton are both 3G the preferred surface for football and rugby. Hockey can only be played on this surface if the pile is 40mm or less and then it is only likely to be for lower league, school and recreational level hockey.

CITY OF CAMBRIDGE AND SOUTH CAMBRIDGESHIRE DISTRICT COUNCIL PLAYING PITCH STRATEGY TECHNICAL APPENDIX (FOOTBALL 3G – ARTIFICIAL GRASS PITCHES)

St Catharine's is sand filled, a surface best used for hockey. This is a relatively good split of surfaces with 4 pitches being available.

In terms of age the Active Places database indicates that the St Catharine's site was built in 1995, Comberton 2004, Linton 2005 and Bassingbourn Sports Centre in 2008. There is no recorded refurbishment work. If this is the case then three of the four facilities (not Bassingbourn Sports Centre) are likely to be in need, or will be in the near future, of works. This is likely to include work to carpet, lights and fencing. To understand the short, medium and long term implications work should be undertaken to clarify if works have been undertaken and if not what the scale and costs of proposed work will be in the future. A carpet for an AGP has a standard life of around 10 years subject to use and maintenance. The lights also require maintenance and improvements as the quality of the lighting levels diminish over time.

South Cambridgeshire has the equivalent of 0.25 of a pitch per 10,000 residents when the Bassingbourn Barracks facility is removed from the dataset. This is significantly lower than the National (0.35), Regional (0.34) averages and significantly lower than the County (0.4) average. Of the comparator authorities only Central Bedfordshire (0.19) has a lower figure and North Hertfordshire (0.53) and St Edmundsbury (0.53) have the highest figures.

SUMMARY OF SPORT ENGLAND CONCLUSIONS – SOUTH CAMBRIDGESHIRE

The overall level of supply of AGP's in South Cambridgeshire is significantly below average as a result of the loss of the Bassingbourn Barracks site from community use.

A number of the facilities are ageing and are likely to require investment in the near future on a number of sites to ensure this level of access can be maintained. If this work is not undertaken then there are major implications for access to AGP's by South Cambridgeshire residents in the future.

Three of the facilities are on educational sites and the securing of Community Use Agreements, if they are not already in place, should be seen as a priority to guarantee community access in the future.

South Cambridgeshire residents rely very heavily on neighbouring authorities for their AGP access with nearly 60% of the participation taking place outside of the district. This does place the long term sustainability of this participation at risk as it is not within the control of the authority to ensure this is sustained. The loss of the Bassingbourn Barracks site is likely to have caused further pressure.

The existing pitches are all at 100% used capacity except Bassingbourn Sports Centre, but with the loss of the Barracks site this may well have changed. This gives limited scope for the sites to take on additional activity created by increased levels of participation or increases in population.

Some areas of the district are poorly served for access to facilities (particularly around Horsingsea) and any future provision should look to ensure that it can impact positively on access for these residents.

Virtually all participation at AGP's is made by cars. This means those residents without access to personal transport are less likely to participate in activities at these sites, meaning their levels of participation in sport are likely to be impacted negatively.

CITY OF CAMBRIDGE AND SOUTH CAMBRIDGESHIRE DISTRICT COUNCIL PLAYING PITCH STRATEGY TECHNICAL APPENDIX (FOOTBALL 3G – ARTIFICIAL GRASS PITCHES)

CITY OF CAMBRIDGE AND SOUTH CAMBRIDGESHIRE AUDIT OF ARTIFICIAL GRASS PITCHES

The Playing Pitch Strategy has undertaken an audit of artificial grass pitches across Cambridge and South Cambridgeshire. The following table provides information on the current Artificial Grass Pitches in Cambridge and South Cambridgeshire District Council by sub areas.

CITY OF CAMBRIDGE

PLAYING PITCH STRATEGY – AUDIT OF ARTIFICIAL GRASS PITCHES CITY OF CAMBRIDGE

| SITE NAME | LOCAL AUTHORITY | PITCH TYPE (3G; SAND DRESSED; SAND FILLED; WATER BASED) | SIZE (M) | OWNERSHIP | COMMUNITY USE CATEGORY | SECURITY OF USE | PITCH SCORE | FLOODLIGHTS | YEAR BUILT REFURBISHED |
|---------------------------------------|------------------------------|---|----------|-----------------------------|--------------------------------------|-----------------|---------------|-------------|------------------------|
| NORTH AREA – CITY OF CAMBRIDGE | | | | | | | | | |
| Chesterton School Sports Centre | City of Cambridge North Area | 3G (rubber crumb pile) | 60 x 40 | Owned by Chesterton College | Available for community use and used | Secured | 83 - Good | Yes | 2010 |
| North Cambridge Academy Sports Centre | City of Cambridge North Area | Sand dressed | 40 x 24 | School owns the site | Available for community use and used | Secured | 74 – Standard | Yes | Not Known |

SUMMARY OF NORTH AREA AGPs

In the North Area currently there is 1 3G rubber crumb pile AGP 60 x 40 this is at Chesterton School Sports Centre and is FA Approved for 5 v 5 a side use. There is also a small sand dressed AGP at North Cambridge Sports Centre.

Cambridgeshire FA have carried out an analysis of usage at Chesterton School Sports Centre – Cambridge Utd use the facility on Mondays 17.45 – 20.45 for their Girls Centre of Excellence and on Fridays 17.45 – 20.45 for the Cambridge Utd FC Youth and Community Trust and 10 weeks of Youth use on a Saturday morning. In addition the facility is used by The Yellows, Harwicke FC, Cotton FC, Comberton Crusaders, Comberton Utd, Cambridge City Women, and Great Gransden FC

The Chesterton School Sports Centre 3G pitch is well used at peak evening times.

CITY OF CAMBRIDGE AND SOUTH CAMBRIDGESHIRE DISTRICT COUNCIL PLAYING PITCH STRATEGY TECHNICAL APPENDIX (FOOTBALL 3G – ARTIFICIAL GRASS PITCHES)

| SITE NAME | LOCAL AUTHORITY | PITCH TYPE (3G; SAND DRESSED; SAND FILLED; WATER BASED) | SIZE (M) | OWNERSHIP | COMMUNITY USE CATEGORY | SECURITY OF USE | PITCH SCORE | FLOODLIGHTS | YEAR BUILT REFURBISHED |
|---|-----------------------------|---|----------|-------------------------------------|--------------------------------------|-----------------|---------------|-------------|------------------------|
| EAST AREA – CITY OF CAMBRIDGE | | | | | | | | | |
| Abbey Leisure Complex | City of Cambridge East Area | Sand Filled | 96 x 65 | Owned by the Cambridge City council | Available for community use and used | Secured | 82 - Good | Yes | 1994/2009 |
| Coleridge Community College | City of Cambridge East Area | 3G Rubber Crumb | 32 x 50 | Owned by the college | Available for community use and used | Secured | 76 - Standard | Yes | 2007 |
| <p>SUMMARY OF EAST AREA AGPS</p> <p>There is 1 3G rubber crumb pile AGP in the City of Cambridge East Area this is at Coleridge Community College and is 32 x 50 small sided 3G pitch. There is one AGP in the East Area which is sand filled. The sand filled facility is owned and managed by the Local Authority (Abbey Leisure Complex).</p> | | | | | | | | | |

CITY OF CAMBRIDGE AND SOUTH CAMBRIDGESHIRE DISTRICT COUNCIL PLAYING PITCH STRATEGY TECHNICAL APPENDIX (FOOTBALL 3G – ARTIFICIAL GRASS PITCHES)

| SITE NAME | LOCAL AUTHORITY | PITCH TYPE (3G; SAND DRESSED; SAND FILLED; WATER BASED) | SIZE (M) | OWNERSHIP | COMMUNITY USE CATEGORY | SECURITY OF USE | PITCH SCORE | FLOODLIGHTS | YEAR BUILT REFURBISHED |
|--|------------------------------|---|--------------------|--------------------------------|--------------------------------------|-----------------|---------------|-------------|---------------------------|
| SOUTH AREA – CITY OF CAMBRIDGE | | | | | | | | | |
| Netherhall Community Sports Centre | City of Cambridge North Area | 3G (rubber crumb pile) | 60 x 40 | County Council Owns the School | Available for community use and used | Secured | 78 - Standard | Yes | 2011 |
| Cass Centre | City of Cambridge South Area | Sand dressed - small sided | MUGA | Owned by the Trinity college. | Available for community use and used | Secured | 80 - Good | | |
| Long Road 6th Form College Sports Facilities | City of Cambridge South Area | Sand dressed | Full Size - Hockey | Owned by the School | Available for community use and used | Secured | 83 - Good | Yes | 2014 |
| The Leys School Playing Fields Latham Road | City of Cambridge South Area | Sand dressed | 100 x 60 | Owned by the Leys school | Not available for community use | Unsecured | 81 - Good | Yes | 2000/2012 |
| The Leys Sports Complex | City of Cambridge South Area | Sand dressed - small sided | 100 x 60 | Owned by the Leys school | Not available for community use | Unsecured | 71 - Standard | Yes | 2000/2011 |
| The Perse Preparatory School | City of Cambridge South Area | Sand dressed | 100 x 60 | Owned by the school | Not available for community use | N/A | 78 - Standard | No | 2008 |
| The Perse School | City of Cambridge South Area | Sand dressed | 100 x 60 | Owned by the School | Available for community use and used | N/A | 71 - Standard | No | 2000 |
| The Perse School for Girls Sports Ground Latham Road | City of Cambridge South Area | Sand dressed | 100 x 60 | Owned by the School | Available for community use and used | Unsecured | 75 - Standard | No | 2004 |

CITY OF CAMBRIDGE AND SOUTH CAMBRIDGESHIRE DISTRICT COUNCIL PLAYING PITCH STRATEGY TECHNICAL APPENDIX (FOOTBALL 3G – ARTIFICIAL GRASS PITCHES)

SUMMARY OF SOUTH AREA AGPS

Netherhall Community Sports Centre 3G rubber crumb pile carpet AGP is FA approved as a medium sized pitch and is the only 3G rubber crumb pitch in the City of Cambridge South Area. The remaining AGPs in the South Area are Sand Dressed. 6 of the AGPS are full size with one being a MUGA.

The Netherhall 3G Facility is used by Cambridge Utd Youth Development Monday evenings 5pm – 7pm, Christ College, Teversham Colts, Griffiths, Granta, Anglia Ruskin University, Norwich City Academy, EFL Language School, Cambridge City Girl's. Cherry Hinton Lions, Chesterton Legacy, Cambridge Diamonds, Wolfson College, Fulbourn Falcons, Cambridge Comets, 1st Steps Sport. The facility is full in the mid-week evenings apart from Tuesday and Friday 9.00pm - 10pm

Long Road 6th Form College opened discussions with Astra Zeneca and are actively seeking funding from the Council to place a 3G rubber crumb pitch next to the new sand dressed facility and are at the early stages of a Football Foundation Funding bid.

The Long Road sand filled AGP is used totally for Hockey by the school and Cambridge South Hockey Club train and play home games on the pitch and currently Cambridge Hockey Club are also using the facility for training and some junior matches on Sundays.

Of the six full size AGPs sand dressed only 3 are available for community use and these are used for hockey. The remaining 3 are heavily used for hockey by the independent schools that own them. The Leys School AGP was used heavily by Cambridge Hockey Club but it is now no longer available for community use.

The three sand dressed AGPs that offer community use are: The Perse School for Girl's (Latham Road), Long Road Sixth Form College and the Perse School Hills Road. The use of these pitches is dependent on availability eg when the schools are not using them themselves for hockey training or matches. With independent schools hockey matches can take place at times when Hockey Club matches occur and this ends with hockey clubs having to find alternative accommodation if they can at short notice.

CITY OF CAMBRIDGE AND SOUTH CAMBRIDGESHIRE DISTRICT COUNCIL PLAYING PITCH STRATEGY TECHNICAL APPENDIX (FOOTBALL 3G – ARTIFICIAL GRASS PITCHES)

| SITE NAME | LOCAL AUTHORITY | PITCH TYPE (3G; SAND DRESSED; SAND FILLED; WATER BASED) | SIZE (M) | OWNERSHIP | COMMUNITY USE CATEGORY | SECURITY OF USE | PITCH SCORE | FLOODLIGHTS | YEAR BUILT REFURBISHED |
|--|-------------------------------------|---|-----------|---------------------------|--------------------------------------|---------------------------------|---------------|-------------|------------------------|
| WEST CENTRAL AREA – CITY OF CAMBRIDGE | | | | | | | | | |
| Wilberforce Road Sports Ground | City of Cambridge West Central Area | Sand dressed | 98 x 60 | Cambridge University | Available for community use and used | Unsecured | 81 - Good | Yes | 1994/2003 |
| St Johns College | City of Cambridge West Central Area | Sand dressed | Full size | Owned by St Johns College | Available for community use and used | Unsecured | 78 - Standard | Yes | Not Known |
| St Catharine's College Sports Ground | City of Cambridge West Central Area | Sand dressed | 97 x 61 | Owned by the college | Unsecured | Not available for community use | | No | Recently Refurbished |
| Pembroke College | City of Cambridge West Central Area | Sand Dressed | | Owned By College | Unsecured | Disused | Poor | | |

SUMMARY OF WEST CENTRAL AREA AGPS

There are no 3G rubber crumb pile AGPs in the City of Cambridge West Central Area.

All 4 AGP sand dressed facilities are at Cambridge University or Cambridge University College Sites. Pembroke College AGP is not used, St Catharine's College AGP is has been refurbished but very rarely used by community hockey clubs.

The St Johns College facility is currently used by Cambridge City Hockey Club on occasions to host home games on a Saturday

Cambridge City Hockey Club (CCHC) have put a proposition to Cambridge University.

CITY OF CAMBRIDGE AND SOUTH CAMBRIDGESHIRE DISTRICT COUNCIL PLAYING PITCH STRATEGY TECHNICAL APPENDIX (FOOTBALL 3G – ARTIFICIAL GRASS PITCHES)

The proposition is under discussion and it includes plans to expand the synthetic hockey provision at the Universities Wilberforce Road Sports Ground from the current 1 pitch with floodlights to 3 pitches with floodlights and additional changing facilities to make a regional centre of excellence for hockey.

The University currently has planning permission for 1 additional AGP pitch with floodlights and a second planning application is expected to be submitted for an additional pitch with floodlights which would provide the three pitches currently being discussed. This project is driven by the needs of Cambridge City Hockey Club (CCHC). The completed facility would increase the capacity by an estimated 400%, this would be met by servicing the needs of all the under 18 members of CCHC, by all the match facilities required by CCHC, improve the capacity for use by the University and its Colleges. (First call on the new facility would be from CCHC who would form part of a management committee). The new facilities are attractive to England Hockey for the development of Hockey in the Eastern Region. It is anticipated that the greater proportion of use would be by people who live within the city of Cambridge and South Cambridgeshire. Although use would be shared throughout the year it is anticipated that use within University term time would be shared almost equally between the University and its Colleges and CCHC, use during out of term would be almost entirely be CCHC, schools and England Hockey

CITY OF CAMBRIDGE AND SOUTH CAMBRIDGESHIRE DISTRICT COUNCIL PLAYING PITCH STRATEGY TECHNICAL APPENDIX (FOOTBALL 3G – ARTIFICIAL GRASS PITCHES)

SOUTH CAMBRIDGESHIRE DISTRICT COUNCIL

| SITE NAME | LOCAL AUTHORITY | PITCH TYPE (3G; SAND DRESSED; SAND FILLED; WATER BASED) | SIZE (M) | OWNERSHIP | COMMUNITY USE CATEGORY | SECURITY OF USE | PITCH SCORE | FLOODLIGHTS | YEAR BUILT REFURBISHED |
|--|------------------------|---|-----------|--------------------------|-----------------------------|--------------------------------------|---------------|-------------|------------------------|
| NORTH AREA – SOUTH CAMBRIDGESHIRE | | | | | | | | | |
| Bar Hill Village Green | South Cambs North Area | Sand Filled | 36.5 x 24 | Parish Council | Available for Community Use | Secured | 80 - Good | Yes | 2004/2013 |
| Cottenham and District Sports Centre | South Cambs North Area | 3G (rubber crumb pile) | 60 x 40 | Owned by the School | Secured | Available for community use and used | 76 - Standard | Yes | 2008 |
| Girton Recreation Ground | South Cambs North Area | Sand Filled | 35 x 30 | Parish Council | Secured | Available for community use and used | 71 - standard | Yes | 2000 |
| Histon and Impington Recreation Ground | South Cambs North Area | Sand Dressed | 37 x 20 | Parish Council | Secured | Available for community use and used | 78 - Standard | Yes | 2006 |
| Milton Recreation Ground | South Cambs North Area | Sand Dressed (Small Sided) | | Parish Council | Secured | Available for community use and used | 80 - Good | Yes | Not Known |
| Oakington Recreation Ground | South Cambs North Area | Sandfilled | MUGA | Parish Council | Secured | Available for community use and used | 80 - Good | Yes | 2012 |
| Orchard Park | South Cambs North Area | Sandfilled North Area | 40 x 30 | Parish Council | Secured | Available for community use and used | 78 - standard | Yes | 2010 |
| Over community Centre | South Cambs North Area | 3G (rubber crumb pile) | 50 x 35 | Community Centre (Trust) | Secured | Available for community use and used | 81 - Good | Yes | 2008 |
| Swavesey Village College Sports centre | South Cambs North Area | Sandfilled | 40 x 33 | Owned by College | Secured | Available for community use and used | 78 - Standard | Yes | 2007 |

CITY OF CAMBRIDGE AND SOUTH CAMBRIDGESHIRE DISTRICT COUNCIL PLAYING PITCH STRATEGY TECHNICAL APPENDIX (FOOTBALL 3G – ARTIFICIAL GRASS PITCHES)

SUMMARY OF NORTH AREA AGPs

The North Sub Area of South Cambs has 2 3G rubber crumb pile pitches 50 x 35 with floodlights at Over, and just North of Cambridge City at Orchard Park. The third 3G pitch is 60 x 40 at Cottenham.

There are no full size 3G rubber crumb pile pitches in the North Area of South Cambs

There are 7 small sand filled and sand dressed AGPs that can be used for football training. There are no hockey clubs identified within South Cambs that Play or train on these pitches. None of the Sand dressed or sand filled AGPs are full size.

There are a number of pitches that will need carpets replaced in 2016 – 2018

Housing development at Northstowe (Longstanton and Oakington) – Phase 1 and 2 has proposals for 1 3G artificial Turf pitch which will be football and IRB compliant. A second AGP will be provided in Phase 2.

Anglia Ruskin University will be submitting planning permission on their sports ground at Howes Close which they currently do not use. The site is in Girton bordering the City of Cambridge and South Cambs. The site at Howe's Close is underused by both the university and the local community, due to the lack of facilities it provides and not being fit for purpose. The pavilion is old and inadequate, without the modern facilities expected by students, parents or community clubs. The grass pitches are rarely used, as there is only a small window during the academic year in which the university teams can fulfil fixtures in daylight

The proposal is to build a fit for purpose new pavilion, a 3G rubber crumb pitch and a sand dressed pitch that will be used by the University Sports Clubs and sports groups (football, hockey, rugby and American Football). These clubs currently play at Girton Recreation Ground, Coldham Common and Wilberforce Road. In addition the facilities will be open for community use.

If the above developments go ahead they will provide the following additional AGPs:

- 1 3G Football and IRB Compliant
- 2 3G Football pitches
- 1 sand dressed hockey pitch

CITY OF CAMBRIDGE AND SOUTH CAMBRIDGESHIRE DISTRICT COUNCIL PLAYING PITCH STRATEGY TECHNICAL APPENDIX (FOOTBALL 3G – ARTIFICIAL GRASS PITCHES)

| SITE NAME | LOCAL AUTHORITY | PITCH TYPE (3G; SAND DRESSED; SAND FILLED; WATER BASED) | SIZE (M) | OWNERSHIP | COMMUNITY USE CATEGORY | SECURITY OF USE | PITCH SCORE | FLOODLIGHTS | YEAR BUILT REFURBISHED |
|--|---|---|----------|----------------------------|--|--------------------------------------|---------------|-------------|---------------------------|
| SOUTH WEST AREA -SOUTH CAMBRIDGESHIRE | | | | | | | | | |
| Bassingbourn Barracks | South Cambs South West Area | Sand Dressed | 100 x 60 | MOD | Not Available for Community Use - Closed | N/A | 76 - Standard | Yes | 1999 |
| Bassingbourne Sports Centre | South Cambs South West Area | Sand Dressed | 100 x 60 | Parish Council | Available for Community Use | Secured | 76 - Standard | Yes | 2008 |
| Comberton Leisure Centre | South Cambs South West area (Caldecote) | 3 G (rubber crumb pile) | 100 x 60 | Owned by Comberton College | Available for Community Use | Secured | 73 Standard | Yes | 2004 |
| Gamlingay Village College | South Cambs South West Area | Sand Dressed - MUGA | 35 x 30 | Owned by School | Secured | Available for community use and used | 81 - Good | Yes | 2010 |
| Melbourn Sports Centre | South Cambs South West | Sand Filled | 60 x 35 | Parish Council and School | Secured | Available for community use and used | 70 - Standard | Yes | 1985 |

SUMMARY OF SOUTH WEST AREA AGPs

There is 1 Full size 3G rubber crumb pitch in the South West Area of South Cambs at Comberton Leisure Centre – The FA carried out some work to see how well used the facility is. The school use the facility all day every day and in the evenings the facility is used by Cambridge Utd Youth Development, Anglia Ruskin University, Cottenham Utd, Cottenham Colts, Alma, Cottenham Dads, Waterbeach Colts and there is a 5 v 5 league one evening a week. At the time of the piece of work there were only 3 9.00am – 10.00pm slots available mid-week.

There are 2 sand dressed full size artificial pitches in the South West Area. Bassingbourne Barracks is one. However, this facility has closed for public and community use. This leaves just the full size sand dressed AGP at Bassingbourne Sports Centre. In addition there are 2 smaller sand dressed/sand filled facilities in the South West Area at Gamlingay and Melbourn. There are no hockey clubs in South Cambridgeshire. Housing development in Cambourne will provide a 3G rubber crumb pitch at Back Lane, Cambourne. The pitch can be used for football training and matches if registered with the FA. It will be large enough for rugby training but not meet the requirements for rugby matches.

CITY OF CAMBRIDGE AND SOUTH CAMBRIDGESHIRE DISTRICT COUNCIL PLAYING PITCH STRATEGY TECHNICAL APPENDIX (FOOTBALL 3G – ARTIFICIAL GRASS PITCHES)

| SITE NAME | LOCAL AUTHORITY | PITCH TYPE (3G; SAND DRESSED; SAND FILLED; WATER BASED) | SIZE (M) | OWNERSHIP | COMMUNITY USE CATEGORY | SECURITY OF USE | PITCH SCORE | FLOODLIGHTS | YEAR BUILT REFURBISHED |
|---|-----------------------------|---|----------|----------------|------------------------|--------------------------------------|---------------|-------------|---------------------------|
| SOUTH EAST AREA – SOUTH CAMBRIDGESHIRE | | | | | | | | | |
| Fulbourn Recreation Ground | South Cambs South East Area | 3G (rubber crumb pile) | 40 x 25 | Parish Council | Secured | Available for community use and used | 78 - Standard | Yes | 2006 |
| Linton Community Sports Centre | South Cambs South East Area | 3G (rubber crumb pile) | 99 x 60 | School | Secured | Available for community use and used | 68 - standard | Yes | 2005 |
| Sawston Village College Sports Centre | South Cambs South East | Sandfilled | 40 x 35 | School | Secured | Available for community use and used | | Yes | 2002 |

There are 2 3G rubber crumb pile facilities in the South East Area of South Cambs. Linton is full size and Fullbourn is 40 x 25 both are floodlit.

The FA looked at the usage of Linton 3G pitch and it has some availability late evening Monday – Friday 9.00pm – 10.00pm. Although 1/3 of the pitch is booked until 9.30pm on Monday, Tuesday, Wednesday and Thursday. Cambridge Utd Youth Development use the facility Tuesday and Thursday 5.00pm – 7.00pm and Fridays 5.00pm – 8.00pm.

There is a small sandfilled AGP in Sawston Village that can be used for football training.

South Cambridge District Council have given approval for a full size 3G pitch at the new Cambridge City FC stadium in Sawston. This facility will provide some community use.

CITY OF CAMBRIDGE AND SOUTH CAMBRIDGESHIRE DISTRICT COUNCIL PLAYING PITCH STRATEGY TECHNICAL APPENDIX (FOOTBALL 3G – ARTIFICIAL GRASS PITCHES)

CONCLUSIONS

The Playing Pitch Strategy has looked at the supply and demand for full size 3G rubber crumb pitches across the City of Cambridge and South Cambridgeshire District Council and surrounding neighbouring local authorities.

The tables below show the required amount of full size 3G rubber crumb pitches based upon current number of football teams and the projected number of teams to 2030.

The FA has requested that this study considers two calculations of number of teams per 3G rubber crumb pitch 45 teams and 56 teams. The lower figure relates to more rural areas and the higher figure relates to more built up areas.

The future requirements reflect the preferred strategic options for provision of full size 3G rubber crumb facilities across the City of Cambridge Council and South Cambridgeshire District Council as discussed with the FA.

CITY OF CAMBRIDGE - NORTH AREA

| NUMBER OF TEAMS 2015 AND PROJECTED TEAMS 2030 | FA CALCULATION 45 TEAMS PER FULL SIZE 3G PITCH | FA CALCULATION 56 TEAMS PER FULL SIZE 3G PITCH | CURRENT 3G RUBBER CRUMB PITCHES |
|---|---|--|---|
| 15 team's current and no increase in future teams 2031. Total team's 15 | 0.33 3G pitch | 0.27 3G pitch | There are no full size 3G rubber crumb pitches. Chesterton Sports Centre 60m x 40m (not full size) heavily used by clubs from South Cambridge. |
| Future Requirements | <p>Following discussion and agreement with the FA, the following are the preferred development options for 3G rubber crumb pitches to cover the North Area of the City of Cambridge.</p> <p>The PPS supports the development of a 3G rubber crumb pitch at Anglia Ruskin (Howe Close) with a community use agreement in place this facility will support the needs of North Cambridge and South Cambridgeshire North area.</p> <p>An additional 3G rubber crumb pitch will be provided as part of the North West Cambridge Development. This pitch would support the needs of the City of Cambridge and the North Area of South Cambridgeshire.</p> | | |

CITY OF CAMBRIDGE AND SOUTH CAMBRIDGESHIRE DISTRICT COUNCIL PLAYING PITCH STRATEGY TECHNICAL APPENDIX (FOOTBALL 3G – ARTIFICIAL GRASS PITCHES)

CITY OF CAMBRIDGE - EAST AREA

| NUMBER OF TEAMS 2015 AND PROJECTED TEAMS 2030 | FA CALCULATION 45 TEAMS PER FULL SIZE 3G PITCH | FA CALCULATION 56 TEAMS PER FULL SIZE 3G PITCH | CURRENT 3G RUBBER CRUMB PITCHES |
|---|--|--|---|
| 19 teams current and 3 future teams 2031. Total 19 teams | 0.34 3G Pitch | 0.42 Pitch | There are no full size 3G rubber crumb pitches. Coleridge Community College 32m x 50m 3G rubber crumb pitch. |
| Future Requirements | <p>Following discussion and agreement with the FA, the following are the preferred development options for 3G rubber crumb pitches to cover the East Area of the City of Cambridge.</p> <p>It is proposed to change the surface of the Abbey Leisure Centre sand dressed pitch to a 3G rubber crumb. This pitch would support the needs of the City of Cambridge in the North East and East and the North Area of South Cambridgeshire. There is no objection to this from England Hockey subject to the successful new development of ATPs at the University of Cambridge (Wilberforce Road).</p> | | |

CITY OF CAMBRIDGE - SOUTH AREA

| NUMBER OF TEAMS 2015 AND PROJECTED TEAMS 2030 | FA CALCULATION 45 TEAMS PER FULL SIZE 3G PITCH | FA CALCULATION 56 TEAMS PER FULL SIZE 3G PITCH | CURRENT 3G RUBBER CRUMB PITCHES |
|--|---|--|--|
| 50 teams current and 15 future teams 2031. Total 65 teams | 1.42 Pitches | 1.14 Pitches | Netherhall Community Sports Centre 60m x 40m (not full size) |
| Future Requirements | <p>Following discussion and agreement with the FA, the following are the preferred development options for 3G rubber crumb pitches to cover the South Area of the City of Cambridge.</p> <p>Long Road Sixth Form College plan to build a new 3G rubber crumb pitch. This pitch should be supported as it will support the existing pitch at Netherhall Community Sports Hall.</p> | | |

CITY OF CAMBRIDGE AND SOUTH CAMBRIDGESHIRE DISTRICT COUNCIL PLAYING PITCH STRATEGY TECHNICAL APPENDIX (FOOTBALL 3G – ARTIFICIAL GRASS PITCHES)

CITY OF CAMBRIDGE - WEST CENTRAL AREA

| NUMBER OF TEAMS 2015 AND PROJECTED TEAMS 2030 | FA CALCULATION 45 TEAMS PER FULL SIZE 3G PITCH | FA CALCULATION 56 TEAMS PER FULL SIZE 3G PITCH | CURRENT 3G RUBBER CRUMB PITCHES |
|--|---|--|---------------------------------|
| 49 teams current and 7 future teams 2031. Total 56 teams | 1.24 Pitches | 1 Pitch | None |
| Future Requirements | <p>Following discussion and agreement with the FA, the following are the preferred development options for 3G rubber crumb pitches to cover the South West Area of the City of Cambridge.</p> <p>New 3G rubber crumb pitch full size at Trumpington School will cover the South West Area of the City of Cambridge.</p> | | |

SOUTH CAMBRIDGESHIRE – SOUTH WEST AREA

| NUMBER OF TEAMS 2015 AND PROJECTED TEAMS 2030 | FA CALCULATION 45 TEAMS PER FULL SIZE 3G PITCH | FA CALCULATION 56 TEAMS PER FULL SIZE 3G PITCH | CURRENT 3G RUBBER CRUMB PITCHES |
|---|--|--|---|
| 98 current and 20 future teams. Total 118 teams | 2.6 3G Pitch | 2.1 Pitch | <p>Comberton Leisure Centre (Full Size).</p> <p>The FA are developing 3G rubber crumb pitch in Biggleswade and these will support areas in South Cambridgeshire particularly around Steeple Morden.</p> |
| Future Requirements | <p>Following discussion and agreement with the FA, the following are the preferred development options for 3G rubber crumb pitches to cover the South West Area of South Cambridgeshire.</p> <p>There is a planned full size 3G rubber crumb pitch to be placed in Cambourne. This with Comberton Leisure Centre would provide 2 3G rubber crumb pitches in the South West Area of South Cambridgeshire. If funding becomes available the FA would like to change the surface of the Bassingbourn Sports Centre artificial grass pitch to 3G rubber Crumb. England Hockey have no objection to this.</p> <p>In addition there are discussions that are currently ongoing to replace a MUGA surface at Hardwick with a 3G rubber crumb surface.</p> | | |

CITY OF CAMBRIDGE AND SOUTH CAMBRIDGESHIRE DISTRICT COUNCIL PLAYING PITCH STRATEGY TECHNICAL APPENDIX (FOOTBALL 3G – ARTIFICIAL GRASS PITCHES)

SOUTH CAMBRIDGESHIRE - SOUTH EAST AREA

| NUMBER OF TEAMS 2015 AND PROJECTED TEAMS 2030 | FA CALCULATION 45 TEAMS PER FULL SIZE 3G PITCH | FA CALCULATION 56 TEAMS PER FULL SIZE 3G PITCH | CURRENT 3G RUBBER CRUMB PITCHES |
|---|---|--|--|
| 108 current and 15 future teams. Total 123 | 2.7 Pitches | 2.1 Pitches | <p>Linton 3G rubber crumb pitch (Full size) and Fullbourn 40m x 25m.</p> <p>There is a 3G rubber crumb pitch at Haverhill that supports needs through to Linton.</p> |
| <p>Future Requirements</p> <p>Page 549</p> | <p>Following discussion and agreement with the FA, the following are the preferred development options for 3G rubber crumb pitches to cover the South East Area of South Cambridgeshire.</p> <p>Planning permission has been agreed for a 3G rubber crumb full size pitch at the new Cambridge City Ground in Sawston. This will also provide community use. This will provide along with the Linton 3G rubber crumb pitch 2 3G rubber crumb pitches in the South East Area of Cambridgeshire.</p> <p>The 3G rubber crumb pitch at Haverhill outside the South Cambridgeshire District Council boundary, is considered by the FA to support the needs of football clubs from Haverhill through to Linton.</p> | | |

CITY OF CAMBRIDGE AND SOUTH CAMBRIDGESHIRE DISTRICT COUNCIL PLAYING PITCH STRATEGY TECHNICAL APPENDIX (FOOTBALL 3G – ARTIFICIAL GRASS PITCHES)

SOUTH CAMBRIDGESHIRE – NORTH AREA

| NUMBER OF TEAMS 2015 AND PROJECTED TEAMS 2030 | FA CALCULATION 45 TEAMS PER FULL SIZE 3G PITCH | FA CALCULATION 56 TEAMS PER FULL SIZE 3G PITCH | CURRENT 3G RUBBER CRUMB PITCHES |
|--|--|--|---|
| 150 Current and 71 future teams. Total 191 | 4.2 Pitches | 3.4 Pitches | There are no full size 3G rubber crumb pitches in the North Area. There are 2 50m x 35m 3G rubber crumb pitches at Over and Bar Hill and a third pitch at Cottenham 60 x 40 |
| <p>Future Requirements</p> <p style="writing-mode: vertical-rl; transform: rotate(180deg);">Page 550</p> | <p>Following discussion and agreement with the FA, the following are the preferred development options for 3G rubber crumb pitches to cover the North Area of South Cambridgeshire.</p> <p>Northstowe Phase 1 in South Cambridgeshire will provide a 3G rubber crumb pitch that will be IRB compliant and Northstowe Phase 2 will provide an additional 3G rubber crumb pitch.</p> <p>The FA also supports the development of a 3G rubber crumb pitch at Anglia Ruskin (Howe Close) with a community use agreement in place. This facility will support the needs of both North Cambridge in the City of Cambridge and South Cambridgeshire North area.</p> <p>It is proposed to change the surface of the Abbey Leisure Centre sand dressed pitch to a 3G rubber crumb. This pitch would then support the needs of the City of Cambridge and the North Area of South Cambridgeshire.</p> <p>An additional 3G rubber crumb pitch will be provided as part of the North West Cambridge Development. This pitch would support the needs of the City of Cambridge and the North Area of South Cambridgeshire.</p> <p>If funding becomes available the FA have identified a need for a 9 v 9 3G rubber crumb pitch along the A14 corridor Histon /Milton.</p> <p>Future developments at Waterbeach will require full size 3G rubber crumb facilities. Ongoing discussions with developers and the PPS Steering Group monitoring the Playing Pitch Strategy will consider and provide advice appropriately in the future.</p> | | |